

5500  
5800  
5900  
6200  
6300

LAYSAN  
P&H  
Lisianski

LIBRARY OF  
GEORGE H. BALAZS

PART 2 OF 3

1980s - GREEN TURTLE  
TAGGING RECORDS FOR  
LAYSAN, PEARL & HERMES,  
AND LISIANSKI

HIMB INCONEL TAGS  
SERIES 5500, 5800,  
5900, 6200 AND 6300  
PREPARED BY  
ALAN K.H. KAM

P&H - kam July 82

ADULT

Tagged -

8 ~~MLL~~ III

Resighted -

11 ~~MLL~~ ~~MLL~~ I

IMMATURE

Tagged -

9 ~~MLL~~ IIIII

Resighted -

1 I

---

29 Handled

5859 7/2/82 SEI kam 71.6  
Rec 6/28/83 R.M. 72.4 sei

P+H

5870

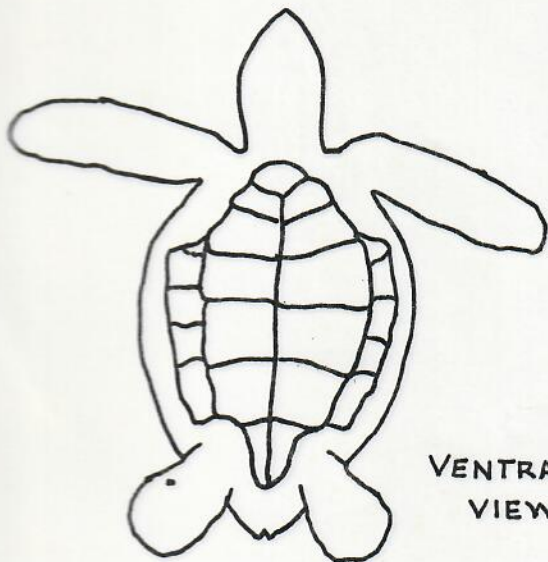
T5

SEX: ♀


RFL trl.  
TAG NUMBERS

RFL trl

TAG RECOVERY



VENTRAL VIEW



DORSAL VIEW

← notch 3-4 digits  
R. HIND.

Date  
5 July 1982

Area  
NORTH ISLAND

Time

(S) 93.5 x 78.5

(C) 100.2 x 97.5

Head

Tail

PL

original tag 13 March 1972, SE, P+H - basking

PTH

5862

LFL +1

323

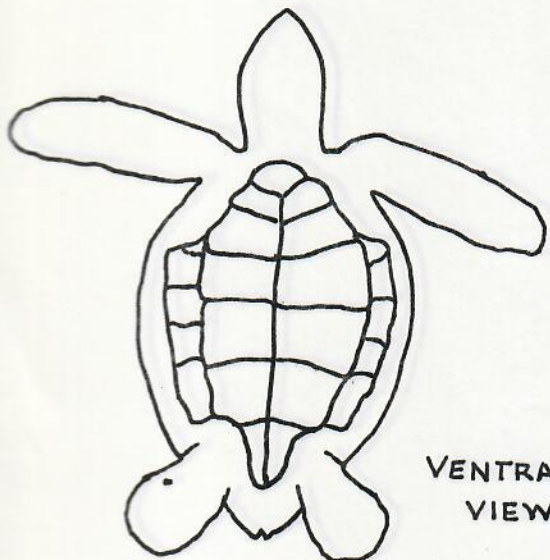
SEX: ♀

TAG NUMBERS

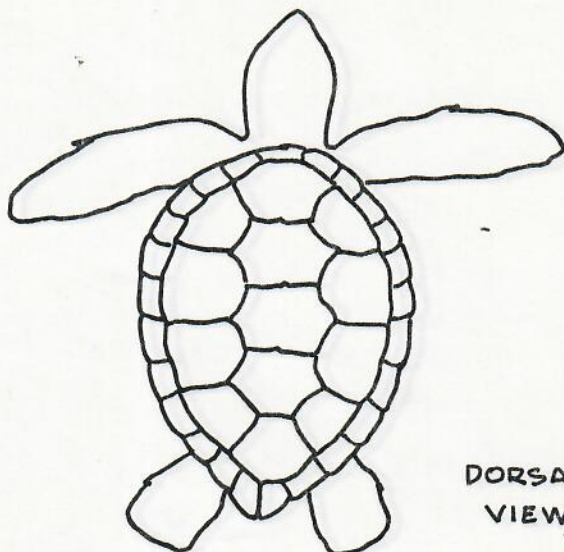
RFL

TAG RECOVERY

RFL +1



VENTRAL VIEW



DORSAL VIEW

Date	Area	Time
2 July 1982	SE Island	0140
(S)	83.3 x 69.5	
(C)	90.2 x 84.5	
Head		
Tail		
PL		

Originally tagged while basking 15 Sept 1969

SE Island

Tag 323 RFL 'sprung' still on

P+H

A1052

RFL

SEX :

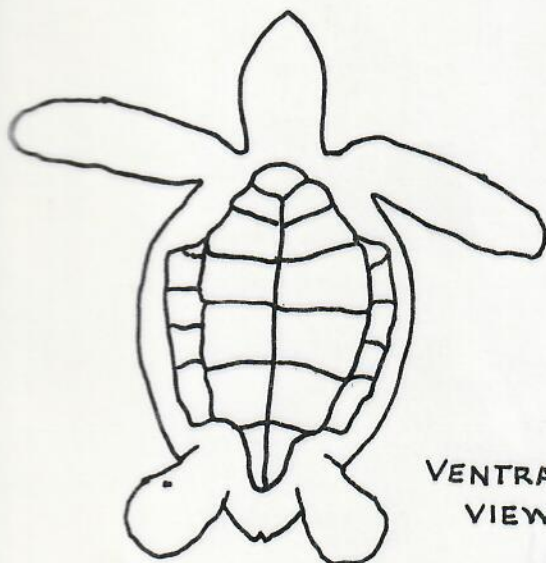
♂

TAG NUMBERS

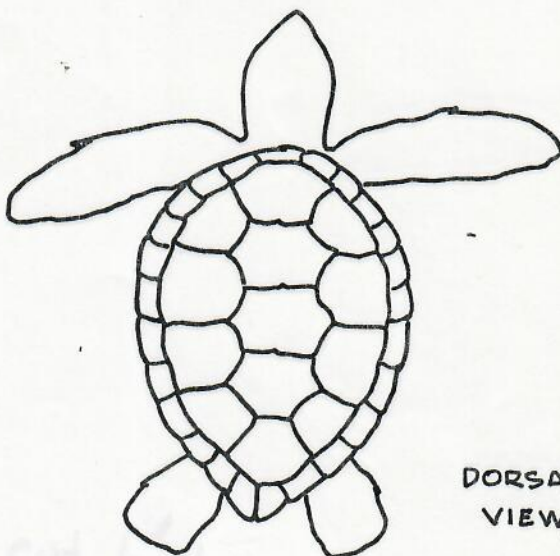
5855

RFL+V1.

TAG RECOVERIES



VENTRAL VIEW



DORSAL VIEW

long cut between  
3-4 digits L.H.100

Date

2 July 1982

Area

SE Is.

Time

1610

(S)

(C)

Head

Tail

PL

81.9 73.5

Originally tagged 3/15/73 SE, P+H

Tag A1052 'sprung' - removed and saved  
Bureau Wildlife Kailua Hawaii

P+H

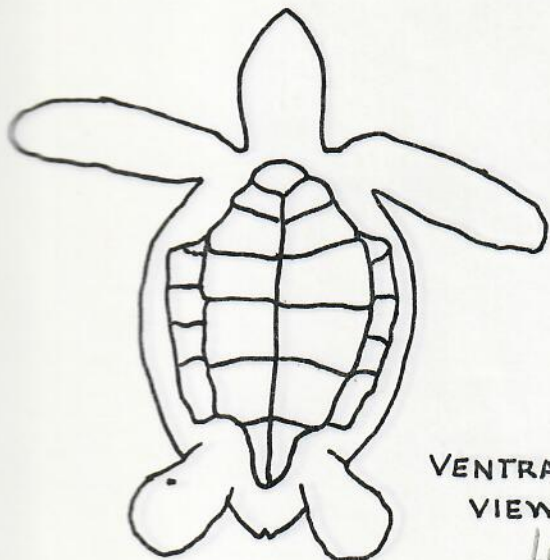
3671

RFL


SEX: ♀

TAG NUMBERS

TAG RECOVERY



VENTRAL VIEW



DORSAL VIEW

long cut between  
3-4 digits L.HIND

Date  
2 July 1982

Area  
SE Island

Time

(S)

91.2 x 73.5

(C)

Head

Tail

PL

original tag 6/29/80 nesting East Is, FFS  
also has a LFL tag

PTH


5544

RFL

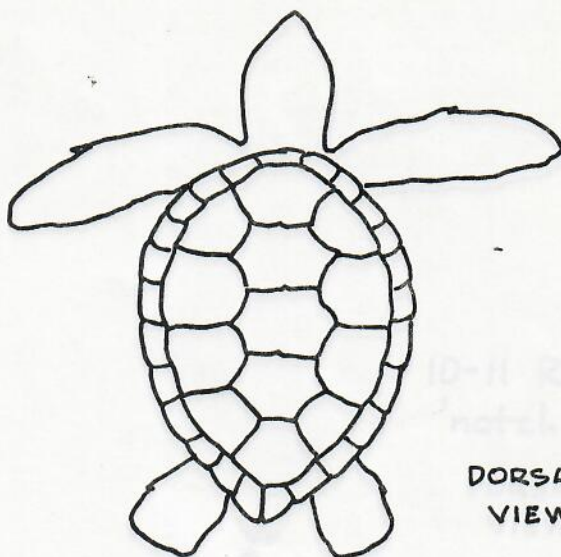
SEX: ♀

TAG NUMBERS

TAG RECOVERY



VENTRAL VIEW



DORSAL VIEW

10-11 2nd Marginal notched

postcentral scutes pointed in shape

Date  
2 July 1982

Area

Southeast Is

Time

1545

(S)

82.3 x 66.7

(C)

94.5 x 90.4

Head

Tail

PL

original tag Aug. 1981 P+H

observed 15 Sept 1989

tagged by GB P+H Aug. 1981 SE-basking

P+H

5547

5567

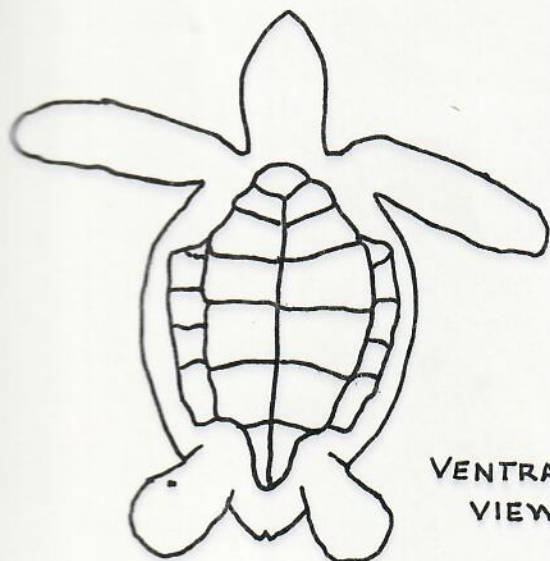
SEX: ♂

TAG NUMBERS


LFL

RFL

TAG RECOVERY



VENTRAL VIEW



10-11 Rt. Marginal 'notched'

DORSAL VIEW

↑  
postcentral scutes pointed in shape

Date

2 July 1982

Area

Southeast Is.

Time

1545

(S)

89.2 x 73.1

(C)

94.5 x 90.4

Head

Tail

PL

original tagged 20 Sept. 1966

observed 15 Sept. 1969

tagged by GB P+H Aug. 1981 SE-basking

original tag SE Is, P+H-basking Aug. 1981



P+H

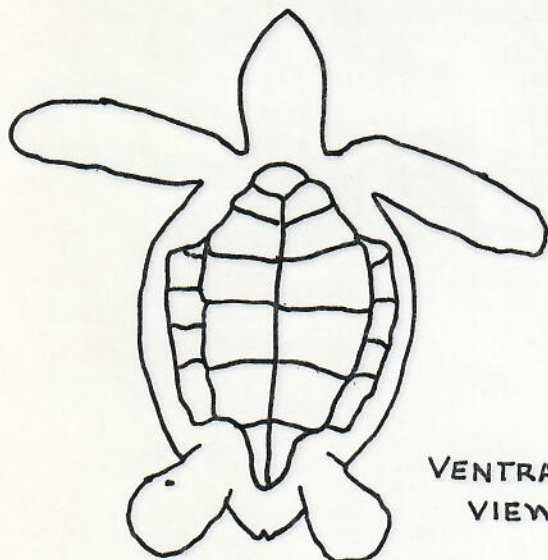
5553

RFL

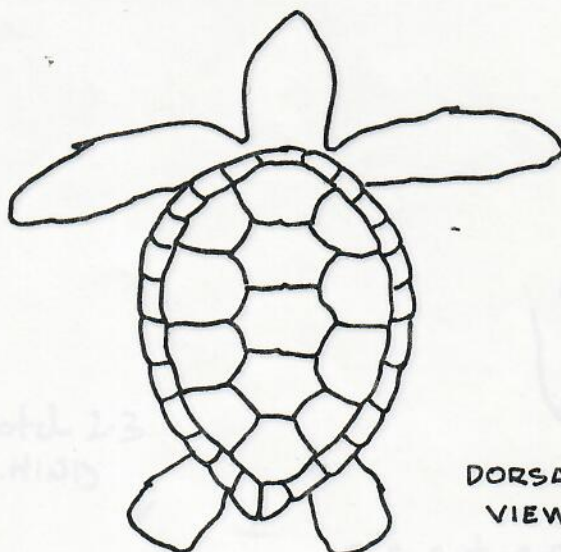
SEX: ♀

TAG NUMBERS

TAG RECOVERY



VENTRAL VIEW



DORSAL VIEW

Date  
3 July 1982

Area  
SE Island

Time 0737

(S) 78.4 x 66.3

(C) 84.4 x 80.3

Head

Tail

PL

carapace olive green, speckled  
color extending to head scales and flippers  
- photos

original tag SE Is., P+H - basking Aug. 1981

P+H


5587

LFL


SEX: ♀

TAG NUMBERS

TAG RECOVERY



VENTRAL VIEW



notch 2-3  
L. HIND

DORSAL VIEW



cut-away at  
3-4, 4-5 digits  
R. HIND

Date  
5 July 1982

Area  
North Island

Time 1700

(S) 90.2 x 76.1

(C) 97.3 x 94.4

Head

Tail

PL

B/W photos 8/81 North Island, P+H - basking  
original tag 8/81 North Island, P+H - basking

P+H

5589

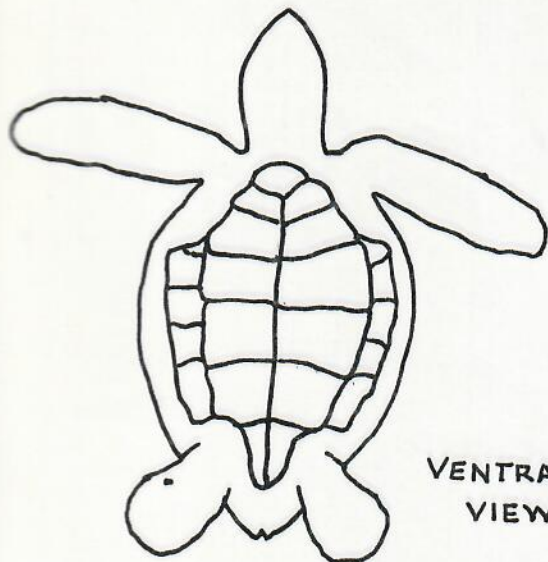
5590

SEX: ♀

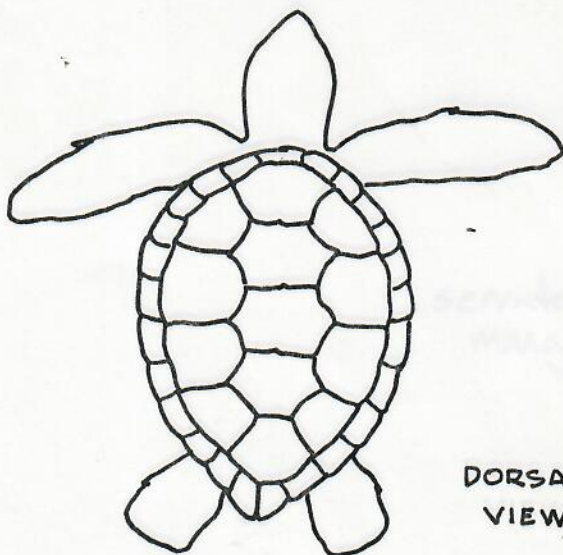
TAG NUMBERS<sup>LFL</sup>

RF

TAG RECOGNIZY



VENTRAL VIEW



DORSAL VIEW

Date

5 July 1982

Area

North Island

Time

~ 2310

(S)

(C)

Head

Tail

PL

no measurements

91.1 x 84.7

original tag 8/81 North Is., P+H - basking

observed 6 MAY 1982 North basking (Shelton Stone)

P+H

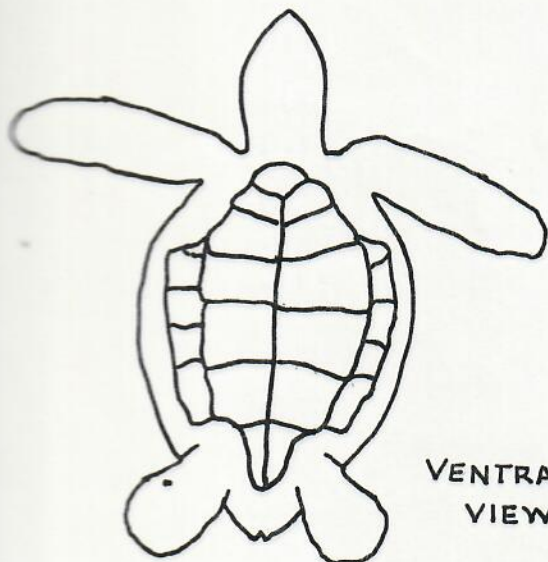
5598

LFL tr1

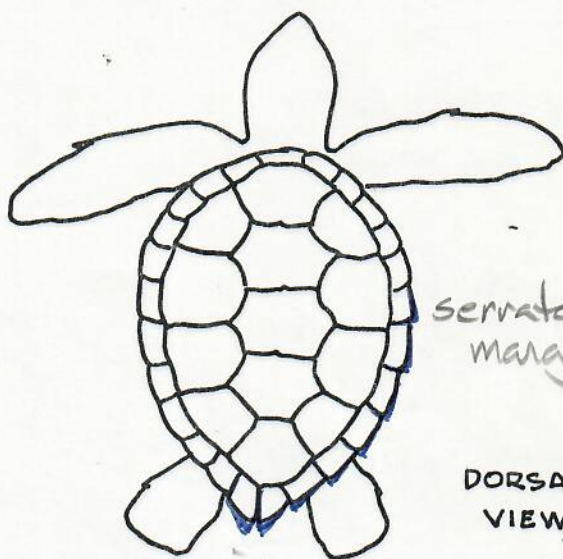
SEX: ♀

TAG NUMBERS

TAG RECOVERY



VENTRAL VIEW



serrated marginals

DORSAL VIEW

pointy postcentral scutes

Date

4 July 1982

Area

SE Island

Time 2335

(S)

885.9 x 70.5

(C)

991.1 x 84.7

Head

Tail

PL

scummy carapace, dark pigment

P+H

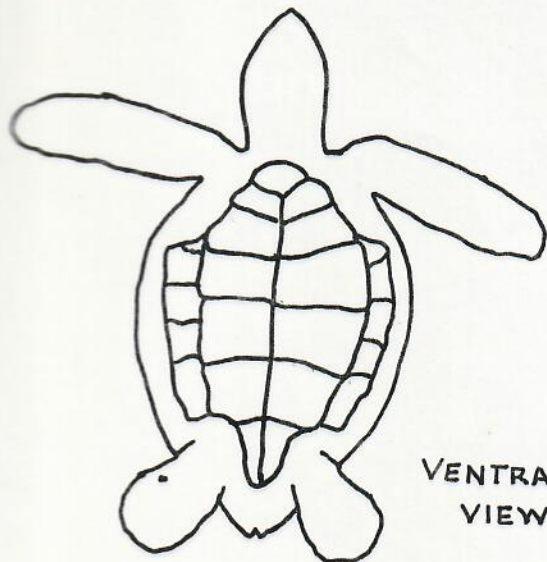
5599

RFL

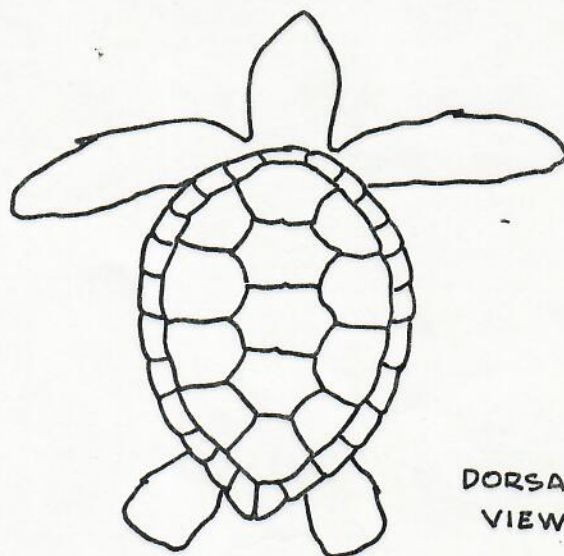
SEX: ♀

TAG NUMBERS

TAG RECOVERY



VENTRAL VIEW



DORSAL VIEW

Date

Area

Time 1315

4 July 1982

SE Island

(S)	82.4	x	68.4
(C)	90.4	x	88.2
Head			
Tail			
PL			

scommy carapace, dark pigment

P+H

5856

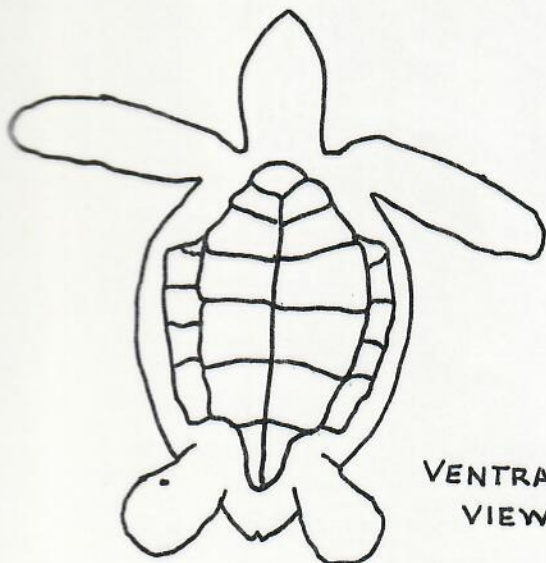
RFL

5857

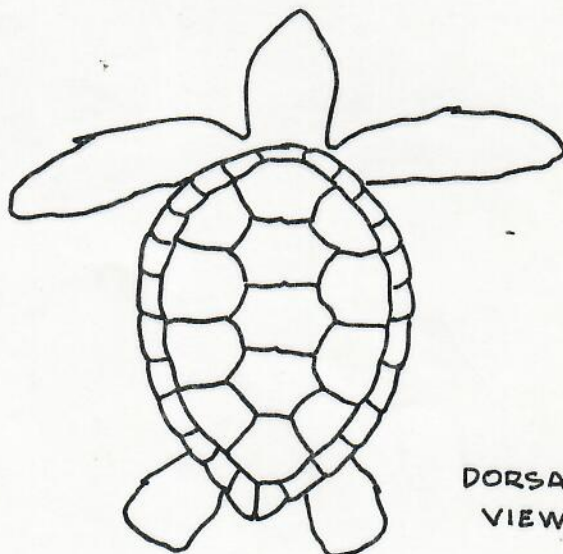
RFL + V.L.

SEX: ♀

TAG NUMBERS



VENTRAL  
VIEW



DORSAL  
VIEW

Date  
2 July 1982

Area  
SE Island

Time 1630

(S)

81.5 x 66.5

(C)

87.5 x 82.7

Head

Tail

PL

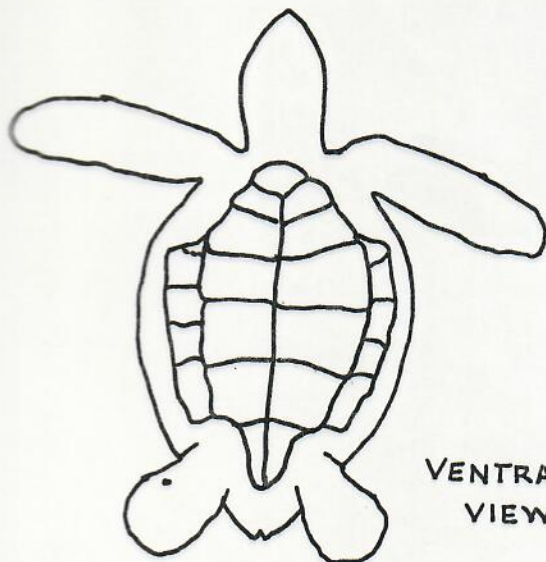
Scummy shell

**P+H**

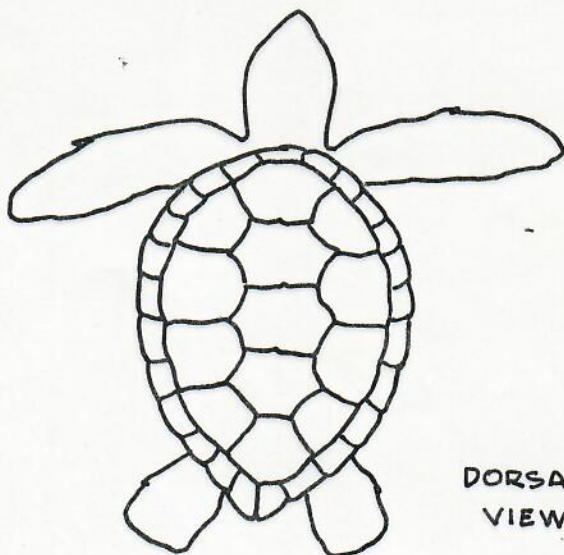
**5858**

SEX: ♀

TAG NUMBERS



VENTRAL  
VIEW



DORSAL  
VIEW

**Date**

2 July 1982

**Area**

SE Island (30 km)

**Time**

1640

(S)

(C)

Head

Tail

PL

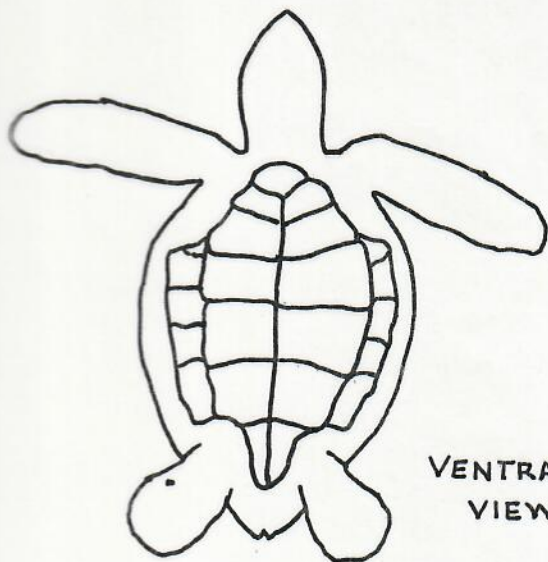
85.3 x 70.4

# P+H

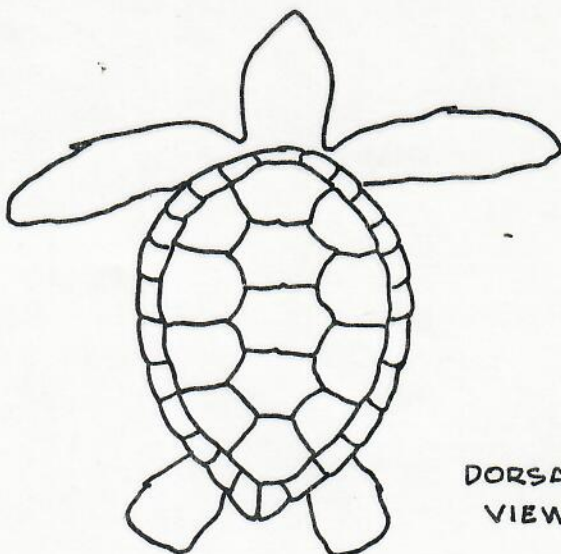
# 5859

SEX: ♀

## TAG NUMBERS



VENTRAL VIEW



DORSAL VIEW

Date  
2 July 1982

Area  
N. NE Stretch (SE Is.)

Time  
1640

(S)

71.6 x 58.3

(C)

75.5 x 66.5

Head

Tail

PL

5859		IMM	4/16, 4/28, 3/17/83	72.4
------	--	-----	---------------------	------

SL

SEE  
ROBINSON




P+H

5860

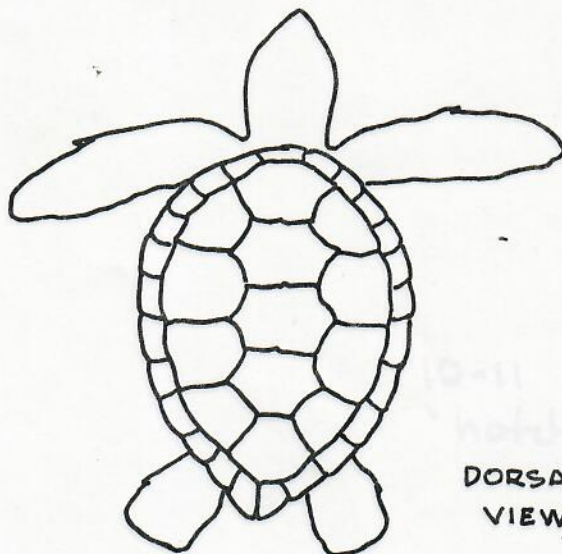
SEX :



TAG NUMBERS



VENTRAL  
VIEW



DORSAL  
VIEW

Date

2 July 1982

(S)

(C)

Head

Tail

PL

Area

SE ls.

89.6 x 69.7

95.5 x 86.3

Time

1640


P+H

5861


RFL tvl.

TAG NUMBERS

SEX: ♀



VENTRAL VIEW



10-11 Rt. marginal  
'notched'

DORSAL VIEW

missing right postcentral  
scute + part 115 Rt. marginal

Date	Area	Time
2 July 1982	SE Island	
(S)	84.3 x 64.4	
(C)	91.7 x 90.6	
Head		
Tail		
PL		

scummy shell


P+H

5863


LFL

TAG NUMBERS

SEX: ♀



VENTRAL VIEW



DORSAL VIEW

missing right postcentral scute + put 11th Rt. marginal

some skin folds  
Rt. proximal  
body

Date

2 July 1982

Area

SE Island

Time

(S)

93.0 x 77.6

(C)

Head

Tail

PL

scummy shell

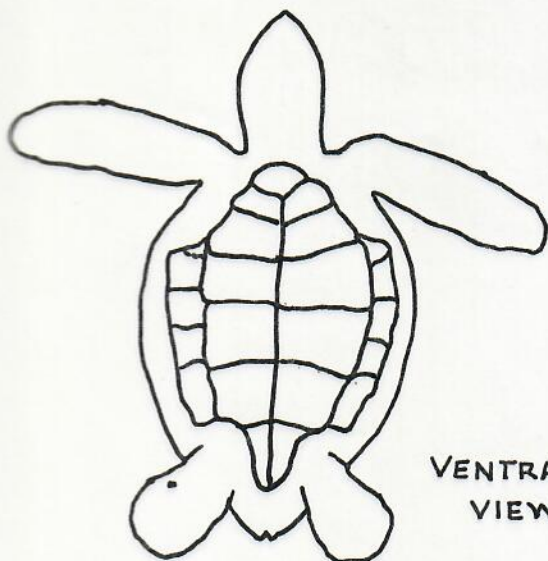
# P+H

# 5864


LFL + VL RFL

## TAG NUMBERS

SEX: ♀



VENTRAL VIEW



DORSAL VIEW

missing skin folds  
RFL proximal to  
body

missing 3-4 digits  
bitten out R. HIND  
- healed -

Date  
3 July 1982

Area  
NE Stretch, SE Is.

Time 1245

(S) 87.1 x 68.2

(C) 93.5 x 88.6

Head

Tail

PL

scummy shell

SL

5864	AF	5/25/83	86.0
------	----	---------	------

SEI  
Rob Meehan

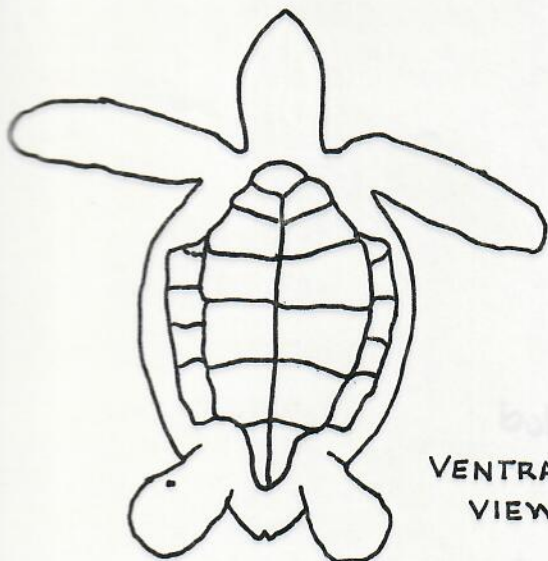
# P+H

# 5865

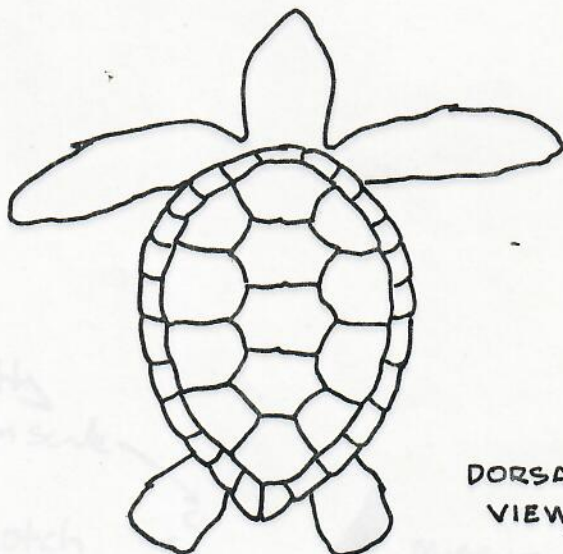
RFL

SEX: juvenile

TAG NUMBERS



VENTRAL VIEW



DORSAL VIEW

Date

4 July 1982

Area

NE stretch, SE ls.

Time

1245

(S)

49.2 x 40.1

(C)

51.6 x 46.7

Head

7.4

Tail

8.0

PL

39.8

no algae in mouth

skin barnacles - gular pouch, trailing edge of front flipper, pelvic and hind flipper - dorsal + ventral

⊗ sample saved

			SL	SW	CL
5865	1MM	5/11, 7/11, 7/12	54.3	41.8	53.5

8/10/83, 7/7/84 ← 7/14/85

SEI ROB MORROW


P+H

5866


RFL +1.

TAG NUMBERS

SEX: ♂ adult



VENTRAL VIEW



DORSAL VIEW

knobby bulge in scale  
notch between 3-4 digits  
L. HIND

missing 1, 2, 3, 4 digits R. HIND

Date

Area

Time 1720

4 July 1982

SE Island

(S)

91.8 x 71.0

(C)

97.7 x 92.5

Head

Tail

PL

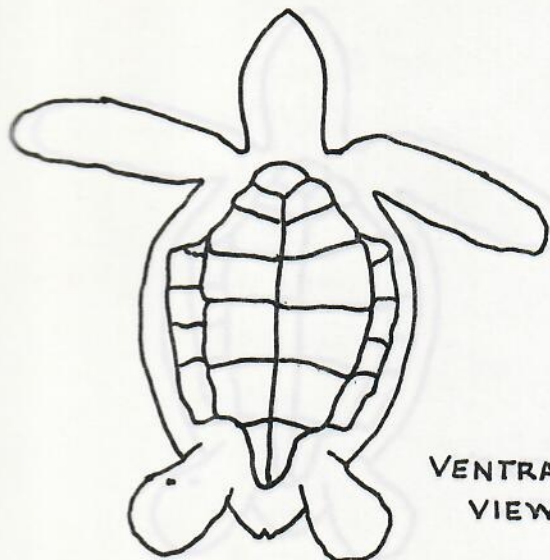
PTH

5867

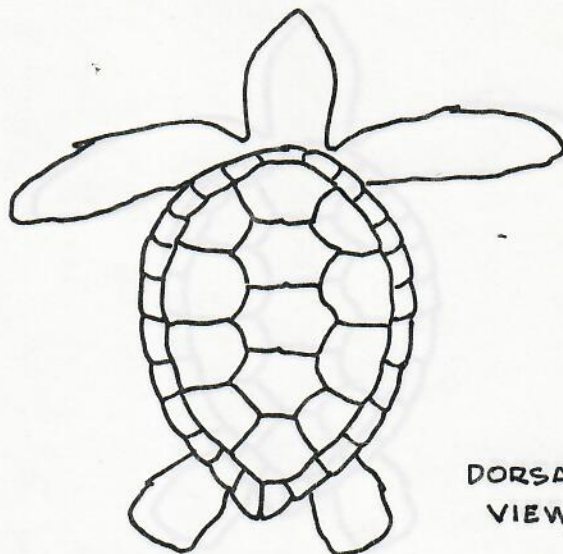
RFZ

SEX: subadult

TAG NUMBERS



VENTRAL  
VIEW



DORSAL  
VIEW

Date

4 July 1982

Area

SE Island

Time 1730

(S)

63.8 x 52.8

(C)

67.2 x 61.7

Head

Tail

PL

5867	1MM	5/23/83
------	-----	---------

SET Rob Morrow

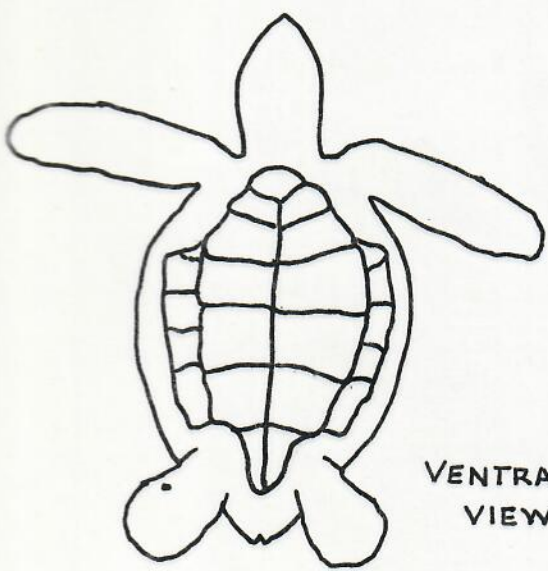
P+H

5868

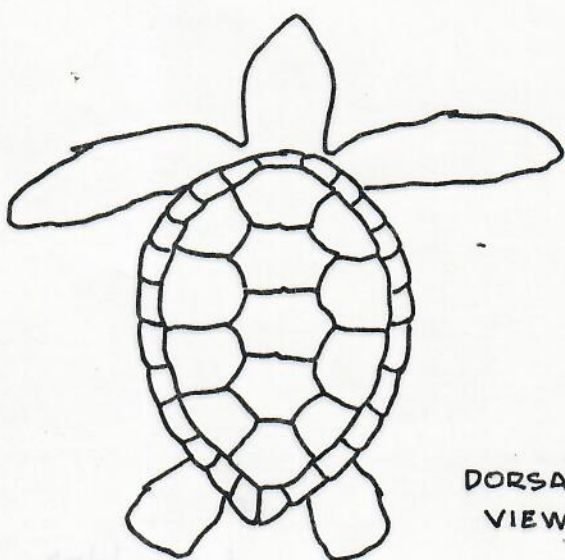
LFL

SEX: subadult  
prob. ♀

TAG NUMBERS



VENTRAL VIEW



DORSAL VIEW

10th post  
central scute  
left side

Date  
5 July 1982

Area  
North Island

Time  
SE Cove

(S)  
(C)  
Head  
Tail  
PL

77.8 x 62.8

84.0 x 77.0



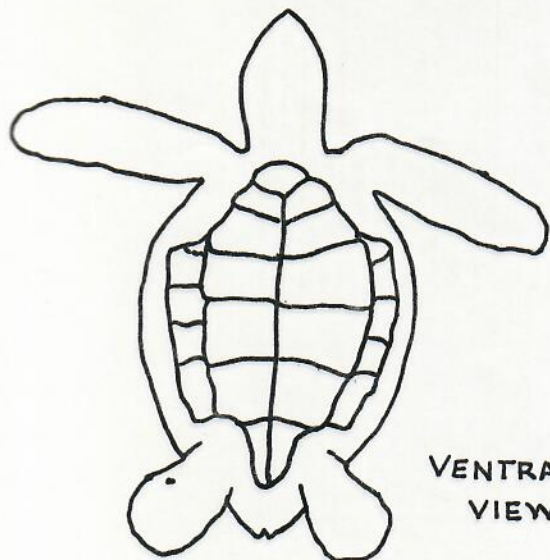
# P+H

# 5869


LFL

## TAG NUMBERS

SEX: ♂



VENTRAL  
VIEW



DORSAL  
VIEW

notch post.  
Central scute  
Left side



**Date**  
5 July 1982

**Area**  
North Island

**Time** 2320

(S)

87.4 x 65.3

(C)

91.6 x 83.0

Head

Tail

PL

P+H


5871

LF2 Jul.


TAG NUMBERS

SEX: subadult

♀ prob.



VENTRAL  
VIEW



DORSAL  
VIEW

Date

5 July 1982

Area

North Is.

Time

2320

(S)

74.2 x 60.6

(C)

Head

Tail

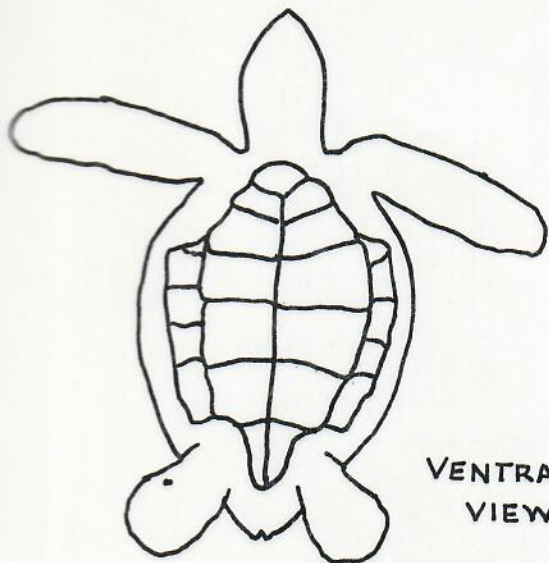
PL

P+H

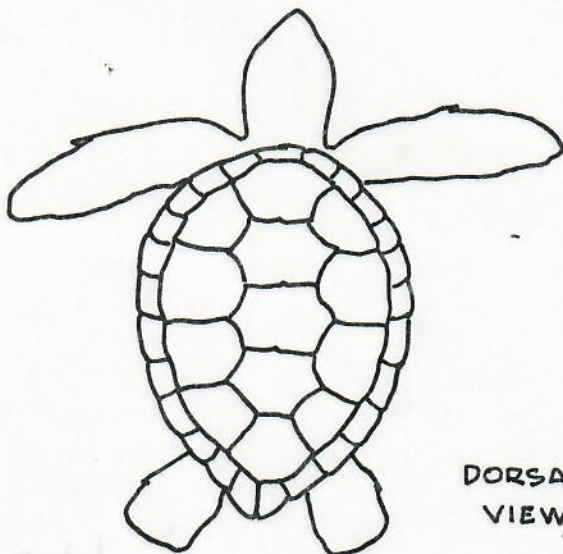
5872

SEX: subadult  
♀ prob.

TAG NUMBERS



VENTRAL  
VIEW



DORSAL  
VIEW

note on  
L. MID  
4-5 digits

Date

5 July 1982

Area

North Island

Time

2330

(S)

74.8 x 58.4

(C)

71.2 x 65.5

Head

9.9

Tail

13.0

PL

51.3

animal caught by hand as it slept on the bottom  
near shore  
skin blemishes on neck & pelvis  
scratches on carapace

1982 July 1982 1982 1982 1982 1982 1982 1982 1982 1982 1982


# PTH

# 5873


LFL tr1

## TAG NUMBERS

SEX: subadult



VENTRAL VIEW



DORSAL VIEW

notch on  
L. HIND  
4.5 digits

notch 10-11  
R. HIND  
4-5  
notch left side post central

Date 5 July 1982 Area southwest North Is. Time 2345

(S)	66.5 x 52.4	8.4
(C)	71.4 x 65.5	8.3
Head	9.9	
Tail	13.0	
PL	51.3	

animal caught by hand as it slept on the bottom near shore  
 - skin barnacles on neck + pelvis  
 scratches on carapace

5873	IMM	5/12/83	SL 65.0	SW 52.5	CL 70.2	CW 65.2
------	-----	---------	------------	------------	------------	------------

North Is.  
Rob Morrow

P+H

5874

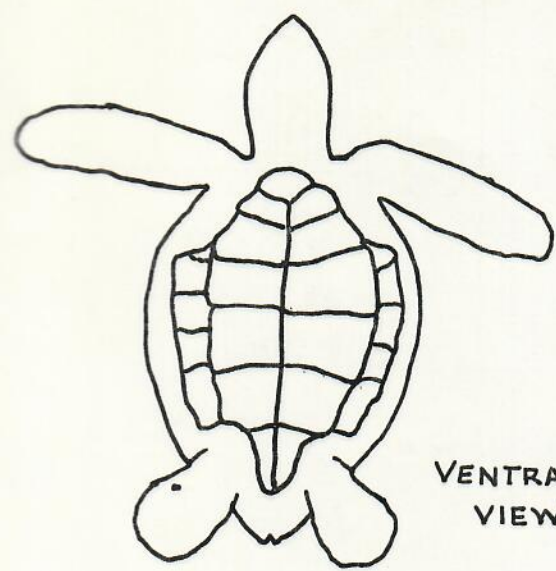
5875

RFL

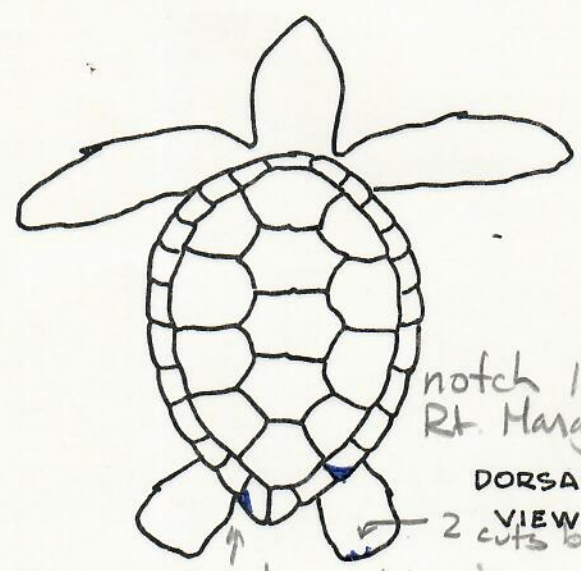
LFZ trl

TAG NUMBERS

SEX: juvenile



VENTRAL VIEW



notch 10-11  
Rt. Marginal

DORSAL VIEW

2 cuts between 4-5 Rt

notch left side post central  
scute

Date	Area	Time
6 July 1982	NE Sketch, SE ls,	1150
(S)	60.6 x 48.4	
(C)	64.6 x 58.3	
Head	9.3	
Tail	14.5	
PL	48.2	

