

5500  
5800  
5900  
6200  
6300

LAYSAN  
P & H  
LISIANSKI

LIBRARY OF  
GEORGE H. BALAZS

PART 3 OF 3

1980s - GREEN TURTLE  
TAGGING RECORDS FOR  
LAYSAN, PEARL & HERMES,  
AND LISIANSKI

HIMB INCONEL TAGS  
SERIES 5500, 5800,  
5900, 6200 AND 6300  
PREPARED BY  
ALAN K.H. KAM

LISIANSKI


211  
RFL  
OSFNS

6303  
RFL +1  
6304  
LFZ +1

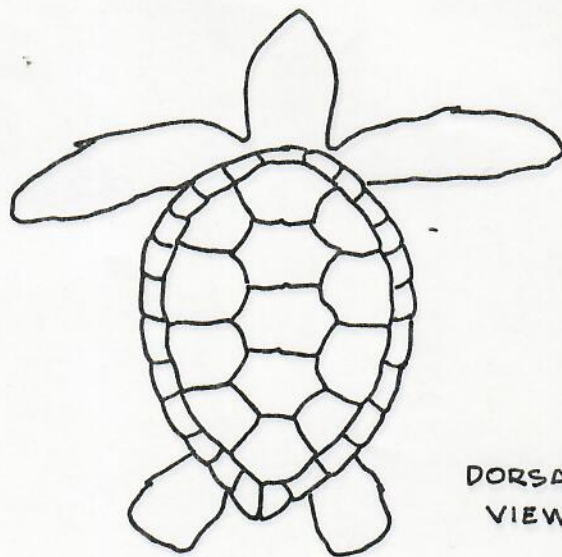
SEX: ♀

TAG NUMBERS

Tag recovered



VENTRAL VIEW



DORSAL VIEW

20 August 1982

[26]

Date

Area

Time

2345

(S)

(C)

Head

Tail

PL

82.2 x 66.3

8/21 [26] 0950 basking thw new tags applied

LISIANSKI

T256  
RFL

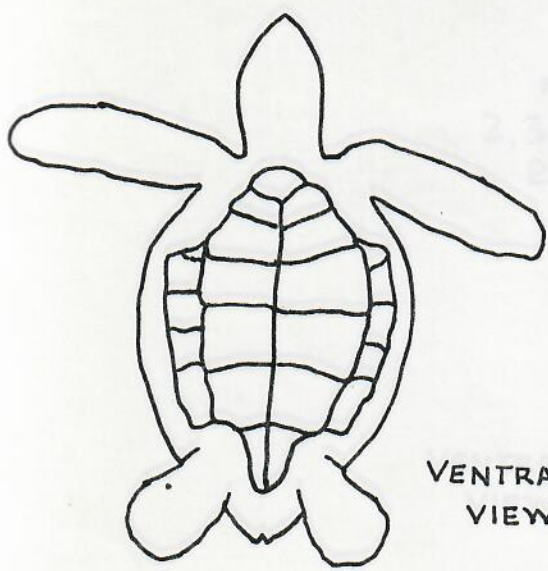
6299  
LFL

6300  
LFL H

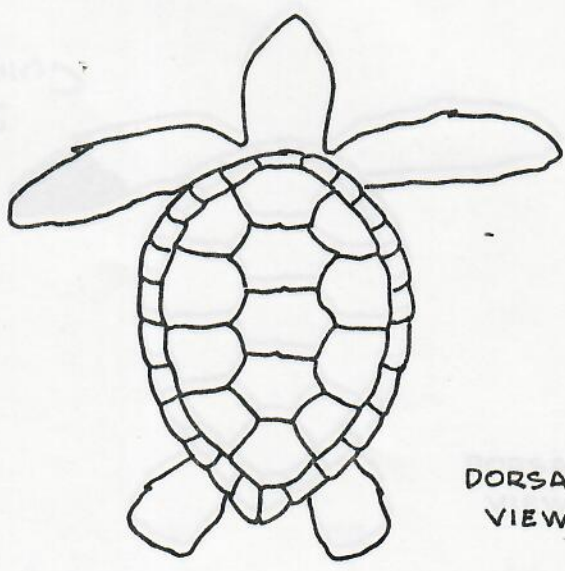
SEX: ♀

TAG NUMBERS

TAG RECOVERY



VENTRAL VIEW



DORSAL VIEW

20 August 1982

Date

[26]

Area

Time 2345

(S)  
(C)  
Head  
Tail  
PL

82.2 x 66.5

"C" letter designation  
4 Pt. Lat 'white'

8/18 [26] 0023 "C" first applied

7/12 [19] "C" designation 3 pt lat no longer visible at 7/28  
7/27 [21] 0950  
7/28 [19] 0030 no letter "V"

# LISIANSKI

# T259

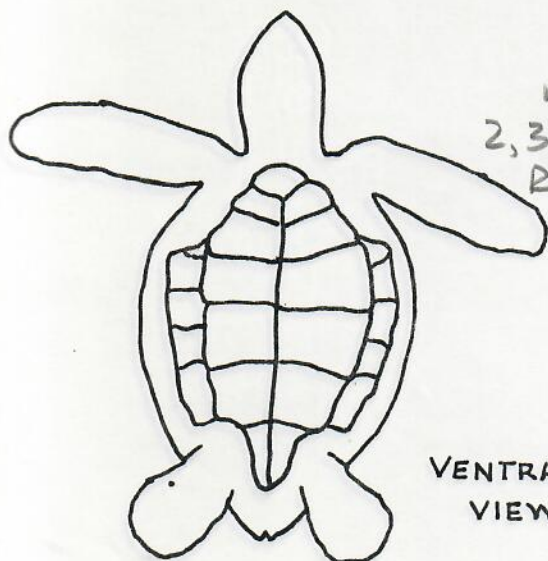
# 2958

SEX: ♂

TAG NUMBERS RFL


LFL

TAG RECOVERY



VENTRAL VIEW

MISSING  
2, 3, 4, 5  
RFL



DORSAL VIEW

Date	Area	Time
21 March 1982		
	(S) measured 7/12 [19]	0115
	(C)	
	(S) 77.2 x 61.4	
	Head	
	(C) 82.2 x 77.2	
	Tail	
	PL	
observed	5/3 [16]	
	5/31 [19]	
	7/12 [19]	"[" left indesignator 3' Rt+Lft. no longer visible at 7/28
	7/27 [21]	0950
	7/28 [19]	0030 new letter "V"

LISIANSKI

399

6330

RFL


LFL +1

SEX: ♀

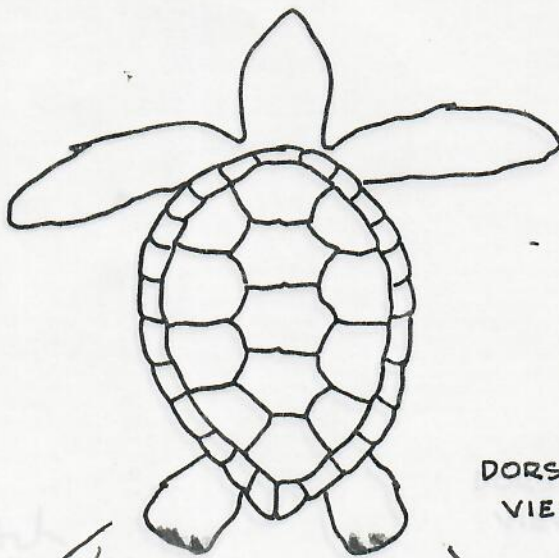
TAG NUMBERS

US Wildlife Hono

TAG RECOVERY



VENTRAL VIEW



DORSAL VIEW



L. HIND



R. HIND

Date

Area

Time

(S)

(C)

Head

Tail

PL

9/8/82 [20] 2350 night basking HWS "10" 3, 4 Rt. Lat 'white'  
algae on [399] tag no measurements

# LISIANSKI

# 430

# 6290

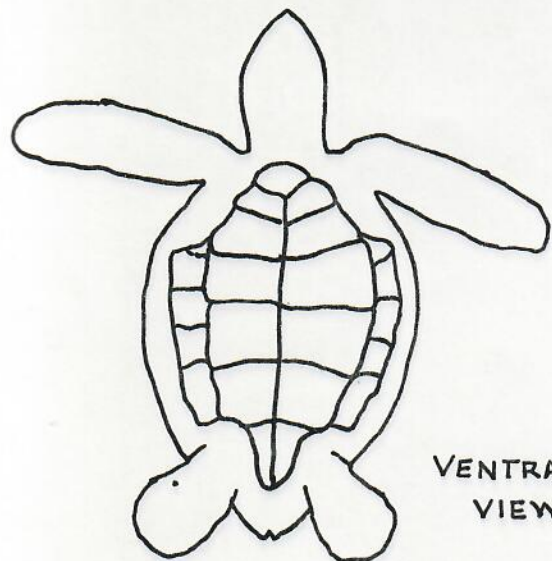
SEX: ♂

TAG NUMBERS


TAG RECOVERY

RFZ

LFL



VENTRAL VIEW



DORSAL VIEW

notch  
L. HIND

distal end of 4th  
digit missing

Date	Area	Time
28 March	SW part Island	0118

(S) 85.2

8/16 (C) 90.6

measured Head

[27] Tail

PL

8/16 [27] "♂" 3.4 L. Lat 'white'

8/17 [26] 0000 night basketing

7/25 [27] measured "H" 3 R+L Lat 'hot bridge'

7/31 [26] 0145

7/3 [35] no tag [6329] "05" 3.4 R+L Lat 'white' no "H" visible

7/4 [29] [22]

7/7 [27] 0012

LISIANSKI

465

5940

RFL

LFL

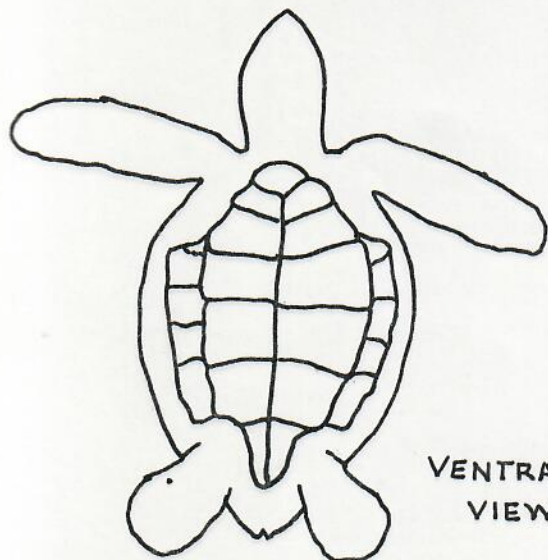
TAG NUMBERS

6327

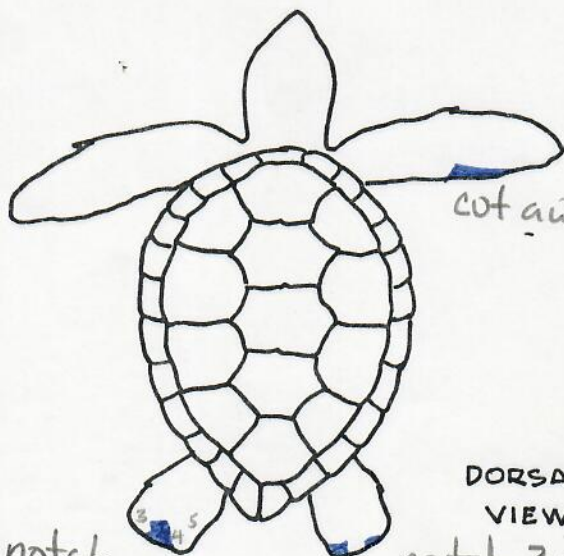
TAG RECOVERIES

LFL +1

SEX: ♂



VENTRAL VIEW



cut away RFL

DORSAL VIEW

notch nub + L.HIND

notch 3-4, 4-5 digits of R.HIND

Date	Area	Time
measured 25 July 1982	[27]	0118
(S)	88.3 x 70.0	
(C)	94.0 x 87.2	
Head		
Tail		
PL		

4/2 [35]

7/25 [27] measured "H" 3 R+L. Lat. 'hot fudge'

7/31 [26] 0145

9/3 [35] new tag [6327] "05" 3,4 Rt Lat. white no "H" visible

9/4 [27] 1723

9/5 [27] 0012 > same spot.

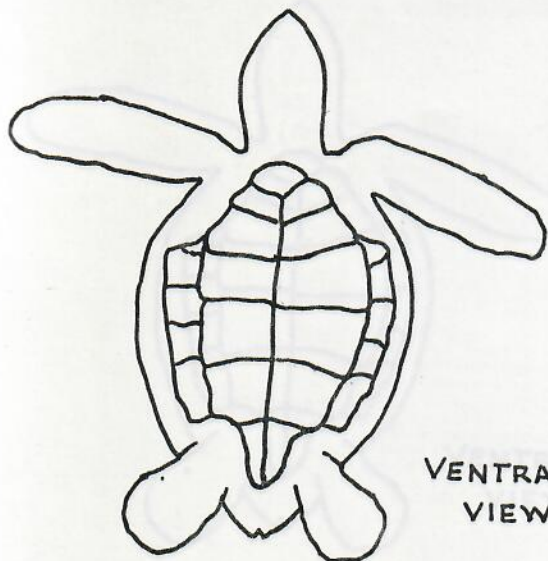
LISIANSKI

A 494

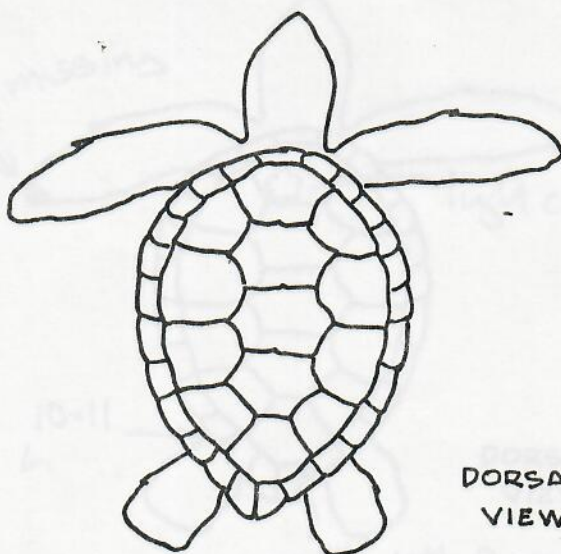
RFL

SEX: ♀

TAG NUMBERS



VENTRAL VIEW



DORSAL VIEW

Date

Area

Time

(S)

(C)

Head

Tail

PL

3/21/82

tag 'sprung'

Boreas Wildlife Hon. Haw.



LISIANSKI

644

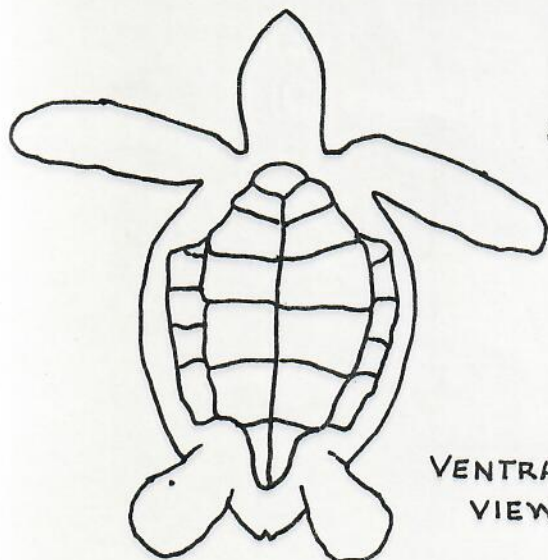
6301

SEX: ♀

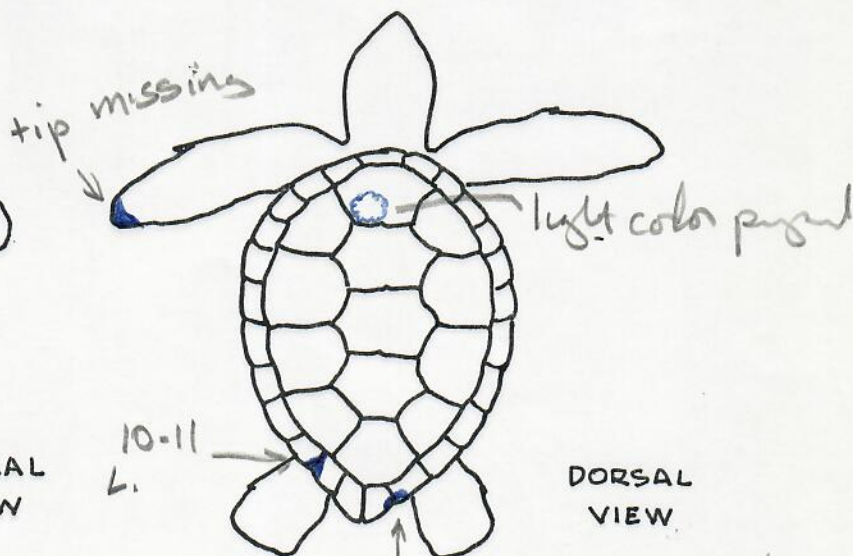
TAG NUMBERS

5847

TAG RECOVERY



VENTRAL VIEW



DORSAL VIEW

21 August 1981

[15]

Date

Area

Time 0120

(S)

89.3 x 73.7

"K" 4 Rt. Lat  
● 4 L. Lat 'white'

(C)

Head

Tail

PL

9/3 [26-27] basking below berm  
"K" new paint application



"dings"  
left side lateral  
nochal  
5th Central

LISIANSKI

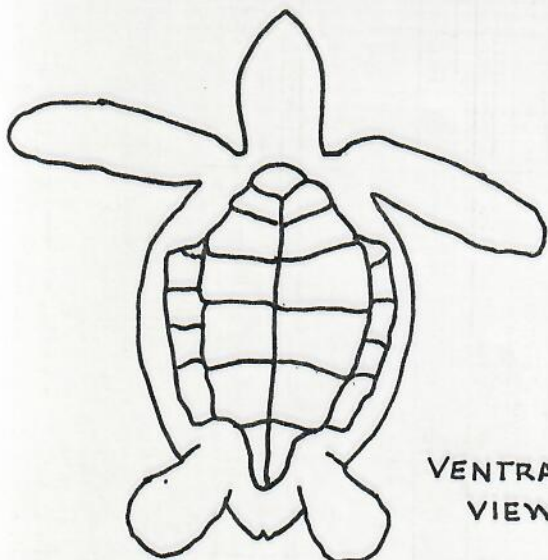
878

5846

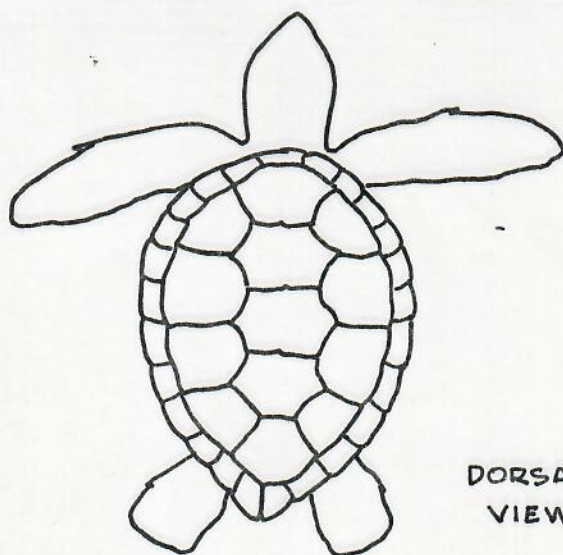
TAG NUMBERS

5847

SEX: ♂



VENTRAL VIEW



DORSAL VIEW

Date

Area

Time

(S)

(C)

Head

Tail

PL

6/27/82 [11] (S) 83 ± .5 old tag [878] fell out corroded  
 distal 1/2 L. Hind clearly severed + healed  
 msmts taken while turtle crawling

no longer identified

LISIANSKI

1014

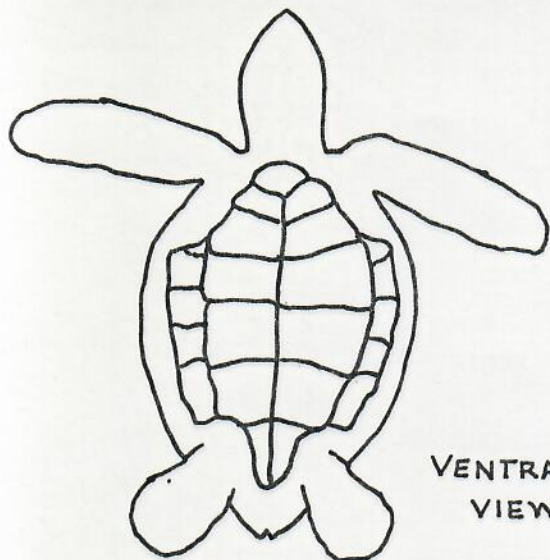
LFL

SEX: ♀

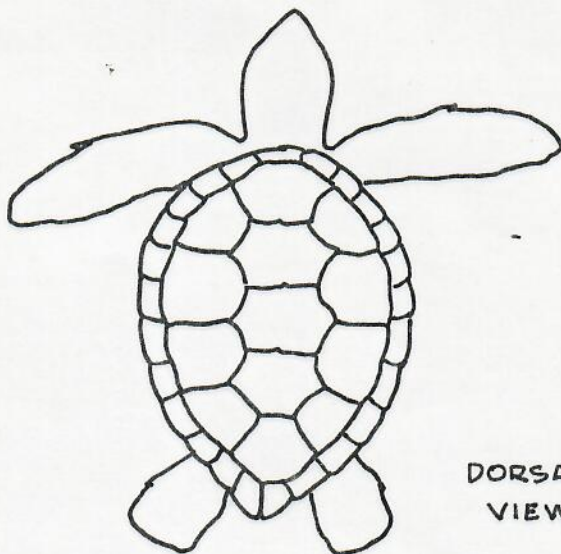
TAG NUMBERS

TAG RECOVERY

1293  
5090  
LFL W1



VENTRAL VIEW



DORSAL VIEW

Date

Area

Time

(S)

(C)

Head

Tail

PL

1982

3/26 [5] tag unreadable, corroded

3/29 [46] no length data

5/7 [9] tag came off while being read, saved

Turtle no longer identified

LISANSKI

1292

RFL

TAG NUMBERS

1293

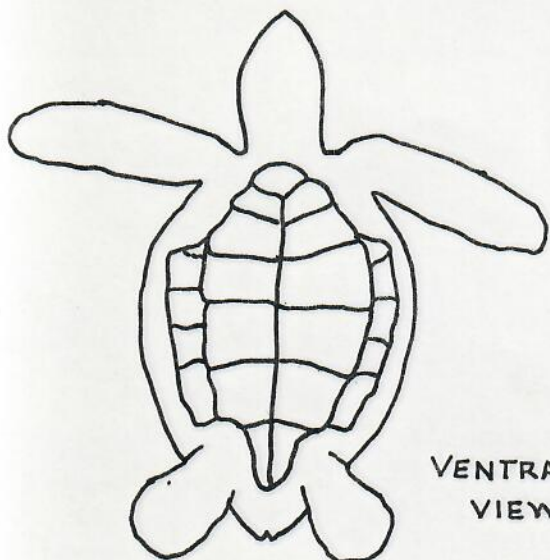
LFL

5090

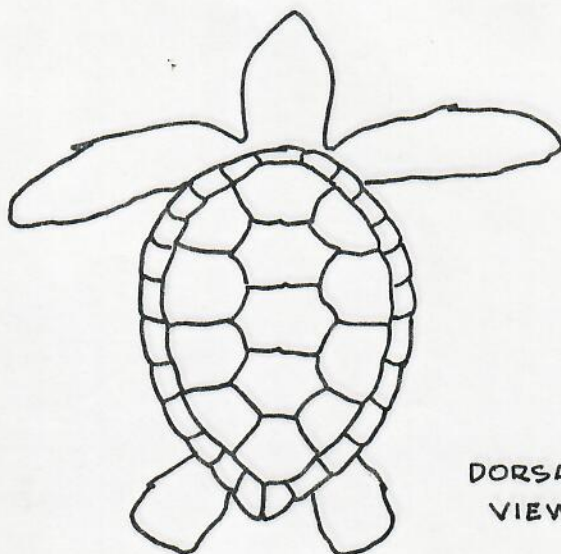
TAG RECOVERY

LFL 4/1

SEX: ♀



VENTRAL  
VIEW



DORSAL  
VIEW

Date

Area

Time

(S)

91.7

(C)

Head

Tail

PL

4/22/82 [27] (S) 91.7

8/17/82 [27] 1838 basking

9/24 [27] 1803

# LISIANSKI

1298

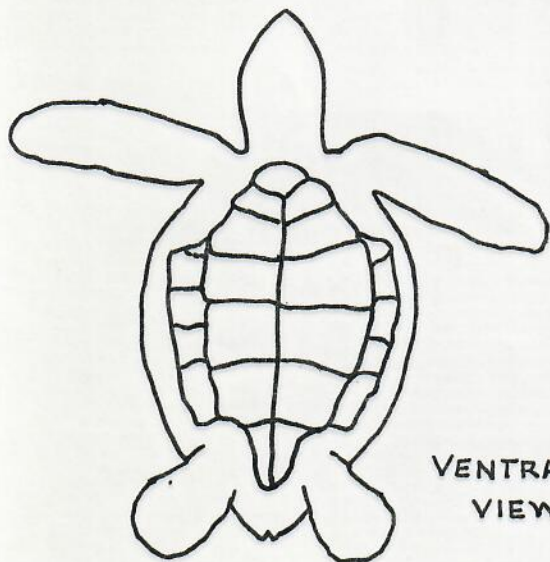
RFL

1299


LFL

TAG NUMBERS

SEX: ♀



VENTRAL  
VIEW



DORSAL  
VIEW

Date

Area

Time

(S)

(C)

Head

Tail

PL

4/1/82 [29]

7/20 [20] 1430 dry sand 1/2 buried  
1730 still there

7/24 [32] 1803

LISIANSKI

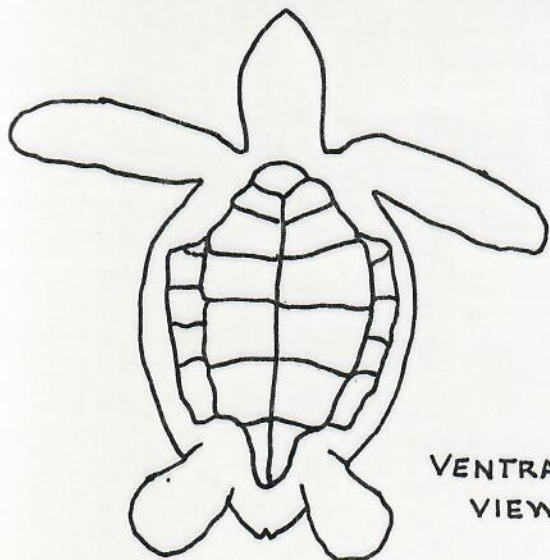
2664

5839


TAG NUMBERS

SEX: ♀ female

Tag Rec 1004



VENTRAL VIEW



DORSAL VIEW

Date

Area

Time

15 July 1982

[18]

(S)

64.4 x 64.0

(C)

72.0 x 66.0

Head

9.4

Tail

11.0

PL

54.3

6/6 [8] (S) 82.4 "T" green

9/5 [27] 234B basket HWS

8/6 [20] 1525 no paint showing

8/19 [20] 1915

9/6 [20] 1740 basket HWS

9/12 [20] 1740 basket HWS "oo" 3.4 2 lat white

# LISIANSKI

# 2838

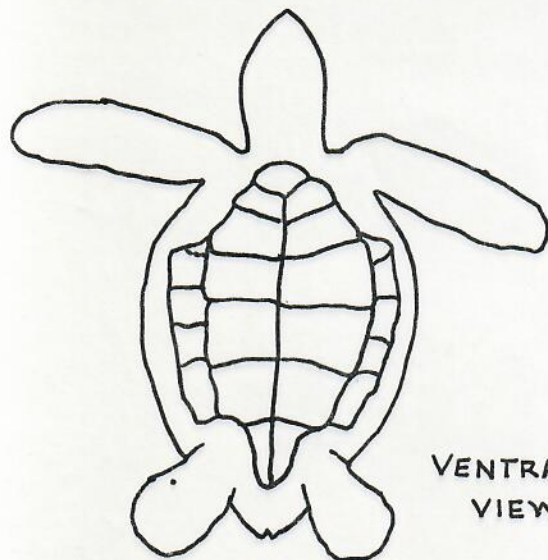
# 2837

SEX: Juvenile


<sup>LFL</sup>  
TAG NUMBERS

RFL

TAG RECOVERY



VENTRAL VIEW



DORSAL VIEW

digital end of 22 digit missing RFL

Date	Area	Time
15 July 1982 measured	[18] 64.4 x 54.0	
(S)	70.0 x 66.0	
(C)	9.4	
Head	11.0	
Tail	54.3	
PL		

4/12 [20] (C) 68.0 cm

7/15 [18] measured "oo" 2, 3 R + L. Lat "floor/seat 600"

8/6 [20] 1625 no paint showing

8/19 [20] 1415

9/6 [20] 1740 basking HWS

9/13 [20] 1740 basking HWS "oo" 3, 4 R. Lat. White

# LISIANSKI

# 2858

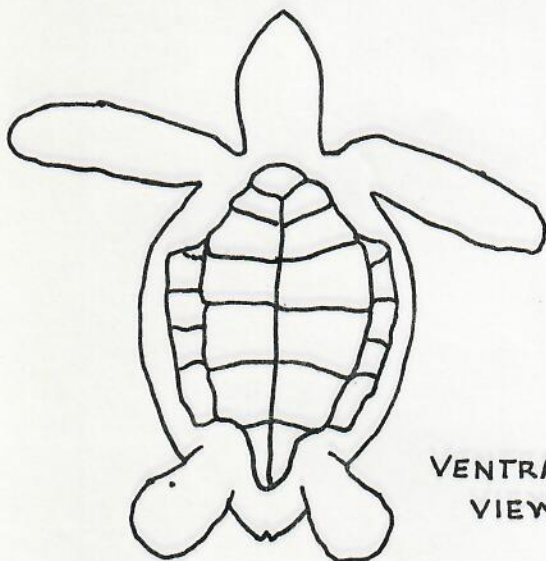
# 2857

SEX: juvenile


LFL  
TAG NUMBERS

RFL

TAG RECOVERY



VENTRAL VIEW



DORSAL VIEW

distal end of 3rd digit missing RFL

Date	Area	Time
7 August 1982	[11]	0120
(S)	54.0 x 46.0	
(C)	56.5 x 52.6	
Head	8.2	
Tail	10.2	
PL	43.3	

clean PL and carapace  
few skin barnacles on pelvis  
red alga on pelvis

pink coralline  
8/20 [10] 1145 caught in scoop net together w/ #6293  
mouth sample obtained - feeding on seaweed



# LISIANSKI

# 2859

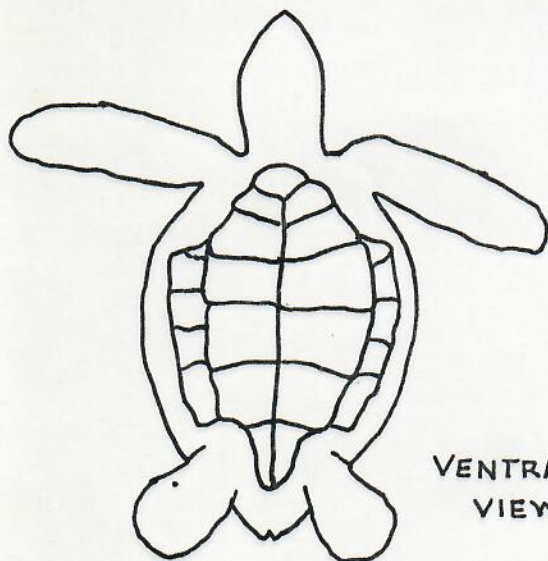
# 2860

SEX: juvenile


TAG NUMBERS

RFL

TAG RECOVERY



VENTRAL VIEW



DORSAL VIEW

hand knob of scale between 3-4  
L.HIND

Date	Area	Time
15 August 1982	[10]	0120
(S)	42.0 x 35.9	
(C)	45.0 x 42.2	
Head	7.1	
Tail	9.2	
PL	33.9	

⊙ skin barnacles saved from neck  
 few skin barnacles on pelvis  
 red algae on pelvis + neck  
 pink coralline

8/20 [10] 1145 caught in scoop net together w/ #6293  
 \*mouth sample obtained - feeding animal

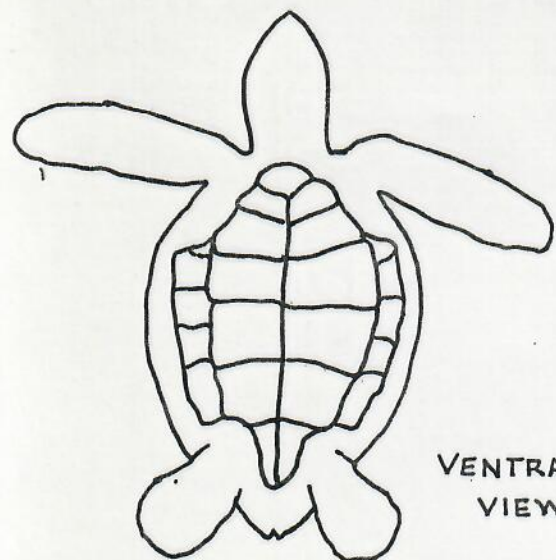
LISIANSKI

2866

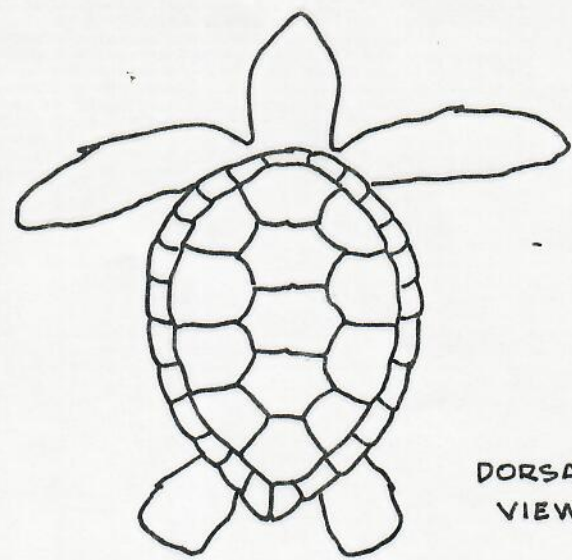
29411  
RFL  
RFL 11

TAG NUMBERS

SEX: ♀



VENTRAL VIEW



DORSAL VIEW

Date

Area

Time

(S)  
(C)  
Head  
Tail  
PL

3/27/82	[27] tag 'sprung'	
8/18	[27] 1930 basking	1/2 up beach on dry sand, no paint

# LISIANSKI

# 2939

# 2941

SEX: subadult  
prob. ♀

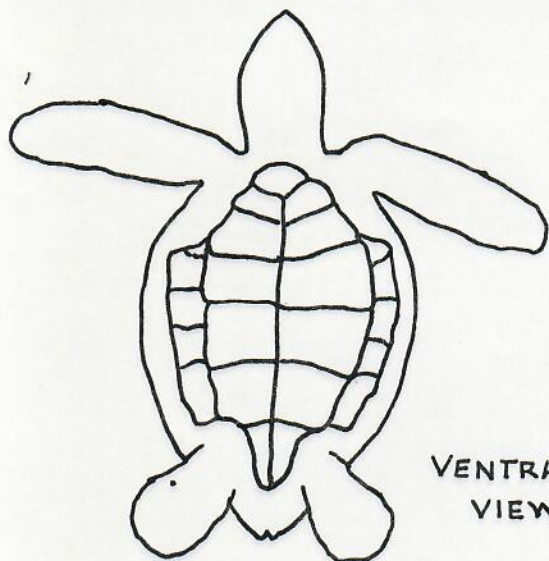
TAG NUMBERS

TAG RECOVERY


RFL trl.

2943

LFL



VENTRAL VIEW



DORSAL VIEW

Date	Area	Time
17 July 1982	[26]	0300
(S)	74.1 x 61.0	
(C)	81.0 x 74.7	
Head		
Tail		
PL		

7/25 measured [25] 0202 (S) 73.8 x 61.0

(C) 80.8 x 75.9

8/15 [25] 0037 basking "11" letter designation 4 L. lat 'white'

# LISIANSKI

## 2961

## 2942

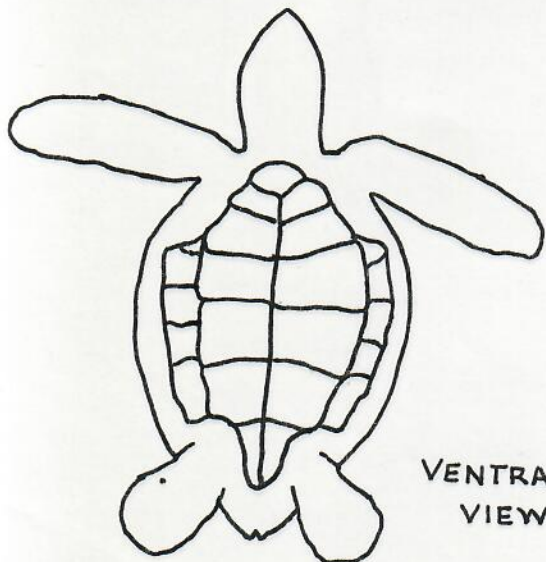
LFL to  
TAG NUMBERS

RFL  
2943


SEX: subadult  
prob. ♀

TAG RECOVERY

LFL



VENTRAL  
VIEW



DORSAL  
VIEW

notch 3-4 digit  
R. HIND

Date

Area

Time 0045

measured 12 July 1982

[25]

(S)

76.8 x 64.8

(C)

84.0 x 78.7

Head

Tail

PL

3/26 [26] (C) 284 cm

3/28 [27] 1015-1355 w/ 5 other turtles  
and #3554

4/2 [27]

4/5 [27]

4/21 [26] beside ♀

4/25 [26] beside ♀

4/29 [27]

6/9 [27] (C) 83.0 "T" given

7/12 [25] measured

7/14 [25] 0120 night basket

7/17 [25] 0320 " "

7/19 [27] 1730 + 1815

7/21 [27] 1646 + 1800

LISIANSKI

2946

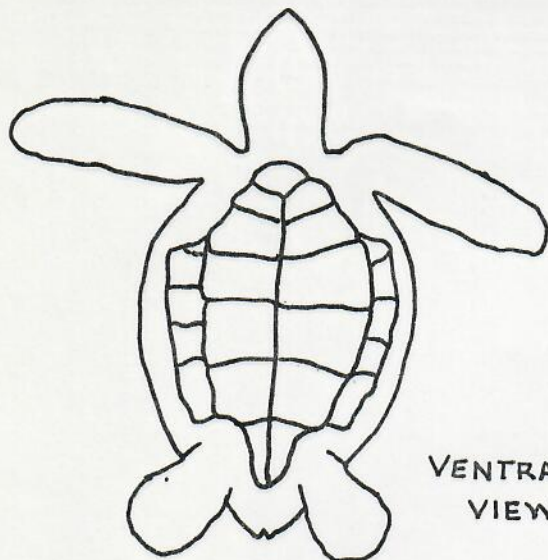
2947

RFL

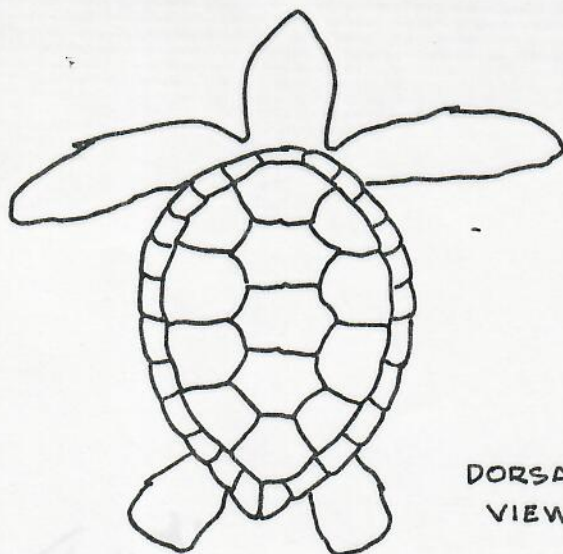
TAG NUMBERS

ZFL

SEX: juvenile



VENTRAL VIEW



DORSAL VIEW

8 July 1982  
Date

[40.41]  
Area

Time 1415

(S)

(C)

Head

Tail

PL

48.7 x 42.7

caught by hand as it was swimming  
tags dangling by skin flaps

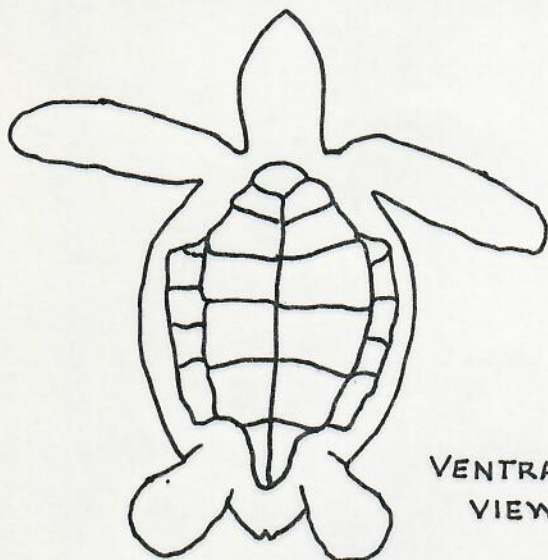
LISIANSKI

2950


LFLM1

TAG NUMBERS


SEX: ♀



VENTRAL VIEW



DORSAL VIEW



L. HIND

deep cut edge, healed  
4th digit distal ends  
severed

Date

Area

Time

(S)

(C)

Head

Tail

PL

9/4/82 [L27] basking HWS 1710 "06" 3,4 R. Lat 'white'

LISIANSKI

6278

2951

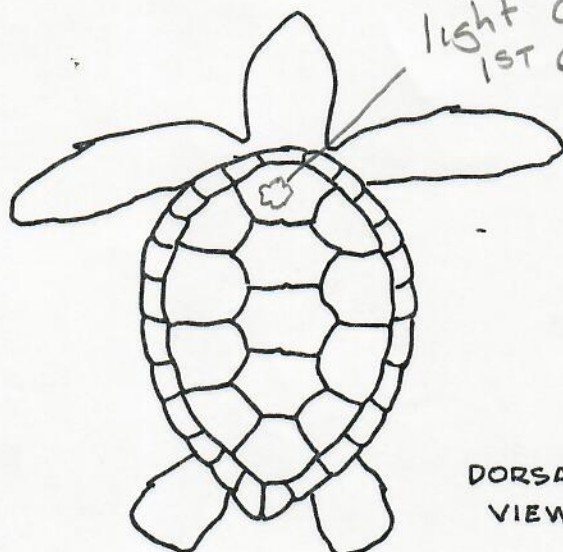
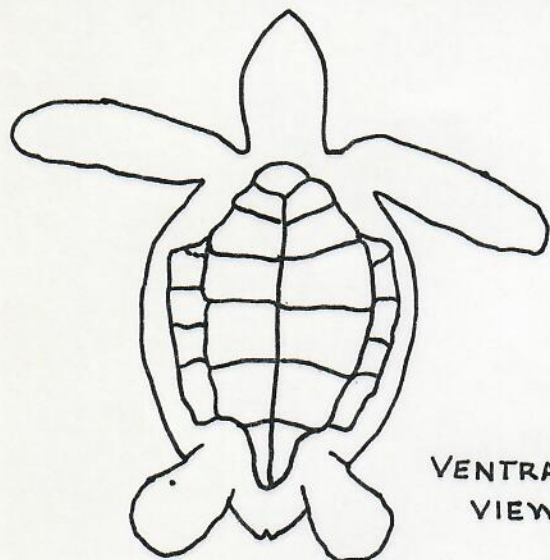
LFL tvl

TAG NUMBERS

RFL

SEX: ♀

TAG RECOVERY



light color pattern  
1st central

Date	Area	Time
11 August 1982	[27]	0102
measured	(S) 90.8 x 68.3	
	(C) 97.0 x 80.5	
	Head	
	Tail	
	PL	

5/23 [26] (C) 95.5

8/11 [27] measured

8/17 [27] 0007 night bagging [6278] new tag

# LISIANSKI

## 2959


## 2960

RFL


### TAG NUMBERS

SEX: subadult  
prob. ♀

TAG RECOVERY



VENTRAL  
VIEW



DORSAL  
VIEW

Date	Area	Time
measured 23 July 1982 [25]		2350
(S)	79.4 x 63.9	
(C)	87.0 x 80.5	
Head		
Tail		
PL		

4/22 [26] (C) 84 cm

7/23 [25] measured "S" 3<sup>rd</sup> Rt + Lf Lat 'brown'

8/17 [26] night basket (S) 79.2 x 63.3

(C) 162 missing distal end 308 LFL



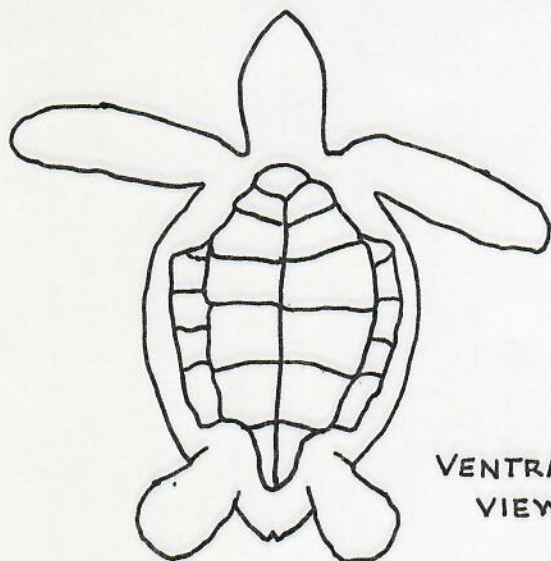
LISIANSKI

3554

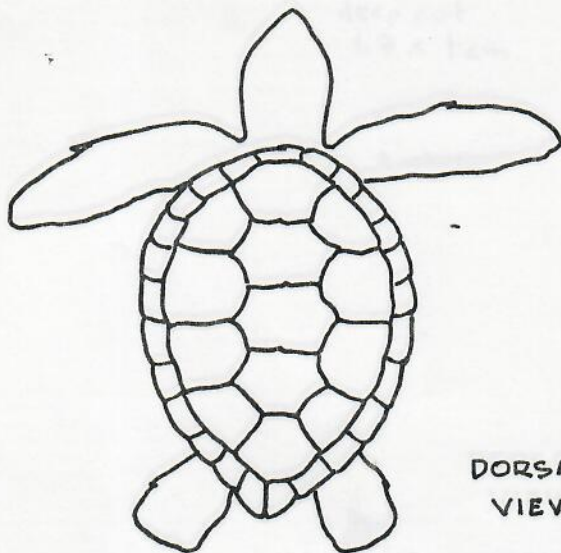
RFL

TAG NUMBERS

SEX: ♀



VENTRAL VIEW



DORSAL VIEW

Date

Area

Time

(S)

(C)

Head

Tail

PL

3/28/82

7/19

[6.7] 1500 seen at distance

[10] 1621 missing distal end 30% LFL

# LISIANSKI

# 5826

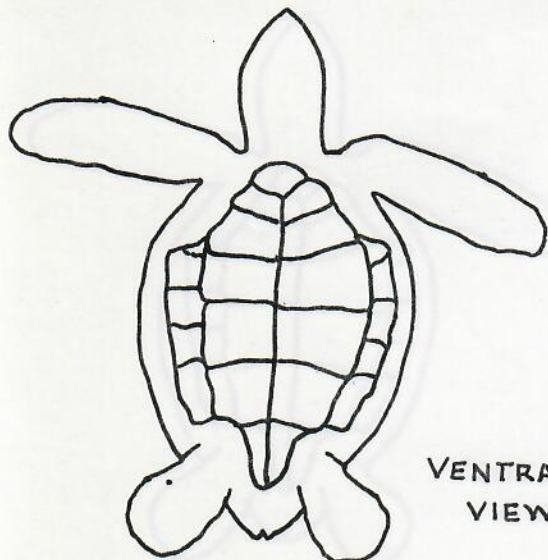
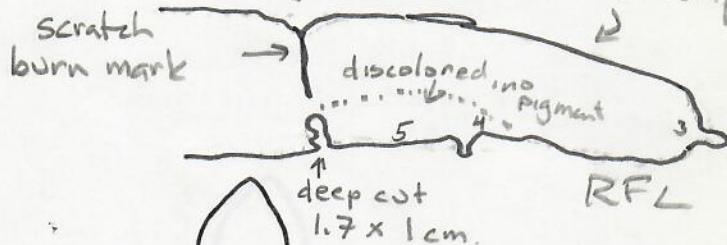
RFL

SEX: juvenile

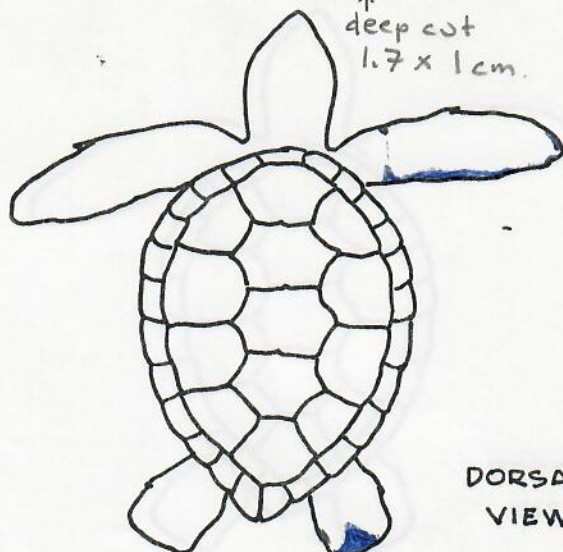
### TAG NUMBERS

indentation

ventral side  
4, 5 digits appear  
as knobs or lumps



VENTRAL VIEW



DORSAL VIEW

4th digit missing R HIND

Date  
4 August 1982

Area  
[167]

Time 0130

(S)	42.9	x	36.8
(C)	45.3	x	42.6
Head	7.1		
Tail	7.2		
PL	35.6		

4/10/82 [43] [5746.5]

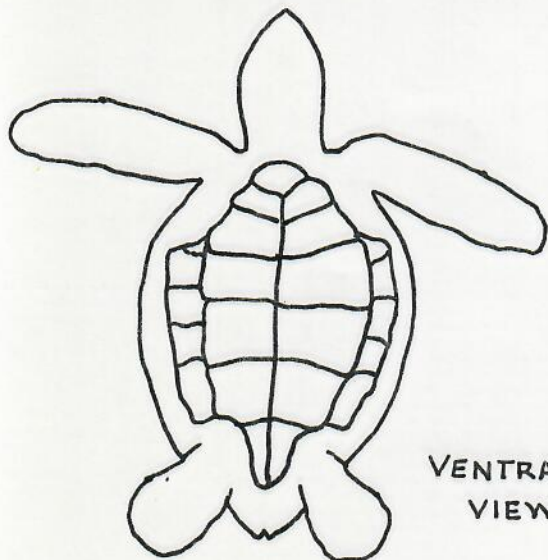
LISIANSKI

5827

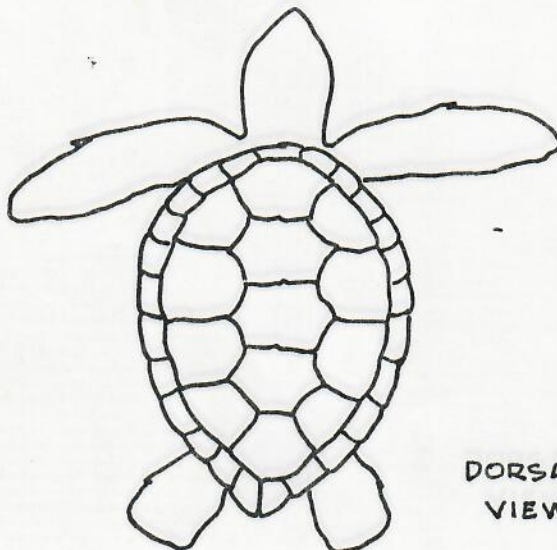
RFL

TAG NUMBERS

SEX: juvenile



VENTRAL  
VIEW



DORSAL  
VIEW

Date

Area

Time

(S)

(C)

Head

Tail

PL

4/10/82 [43] (S) 46.5 (C) 53.0

LISIANSKI

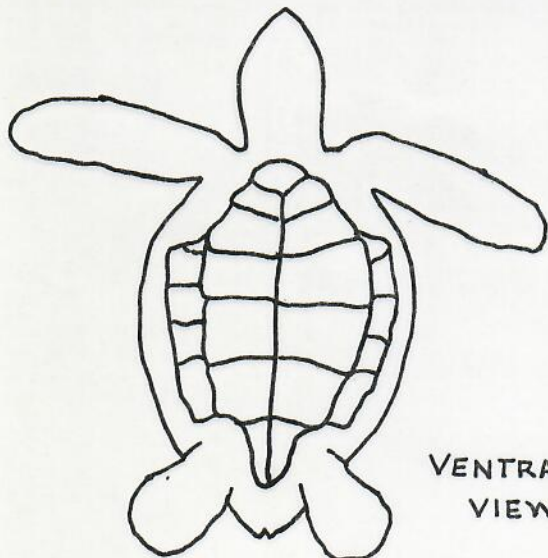
5828

RFL

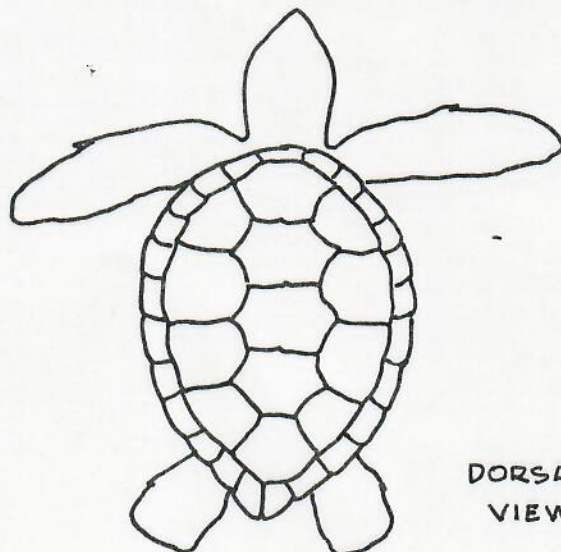
TAG NUMBERS

SEX: juvenile

Rec Lisi 888  
7-7-85 5828  
Set 27 newtag 8667



VENTRAL VIEW



DORSAL VIEW

Date

Area

Time

(S) 52.1 notch x 39.05

(C)

Head

Tail

PL

4/12/82 [27] (S) 51.5 (C) 53.0

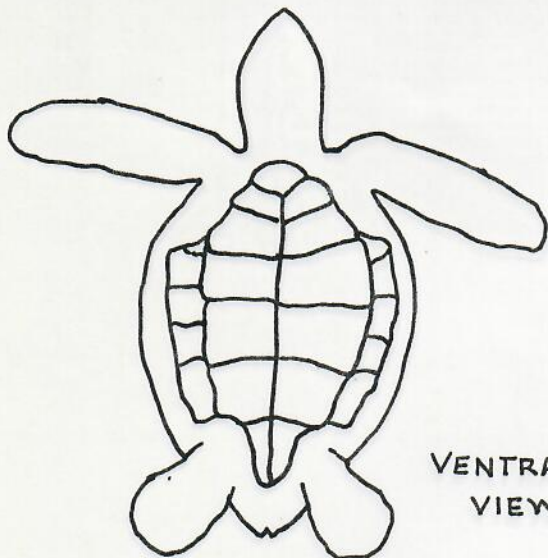
LISIANSKI

5829


RFL

TAG NUMBERS

SEX: juvenile



VENTRAL VIEW



DORSAL VIEW

Date

Area

Time

(S)

(C)

Head

Tail

PL

4/18/82 [26] (C) 50.0

5/3 [26] brown paint

5/27 [117] 1800 no sign of paint stings


LISIANSKI

5831

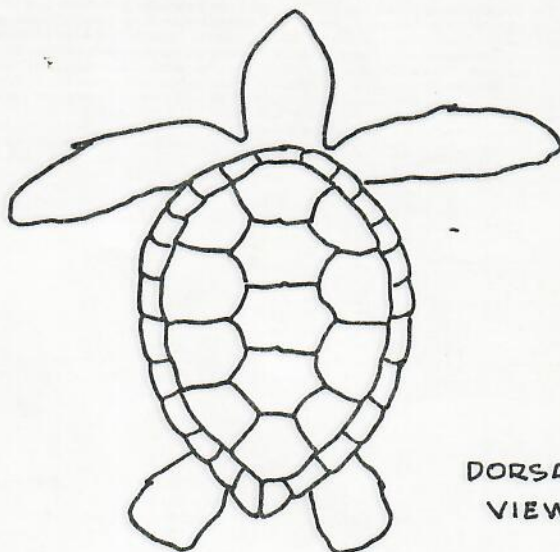
RFL

TAG NUMBERS

SEX: juvenile



VENTRAL  
VIEW



DORSAL  
VIEW

Date

Area

Time

(S)

(C)

Head

Tail

PL

5/5/82 [49] (S) 45.4 " 11" brown paint

5/3 [16] brown paint

5/27 [11] 1800 no sign of paint stripe

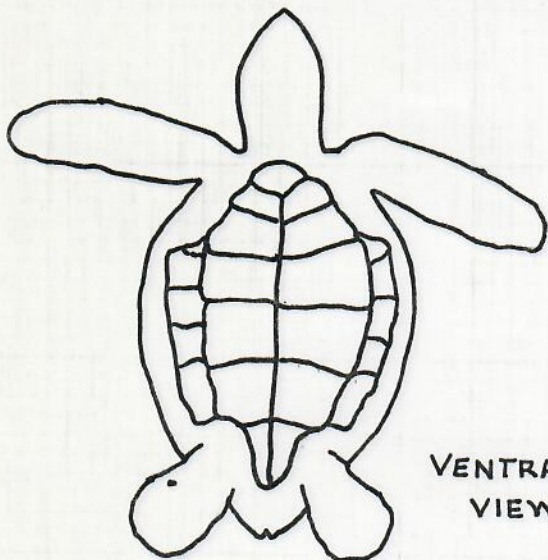
LISIANSKI

5832

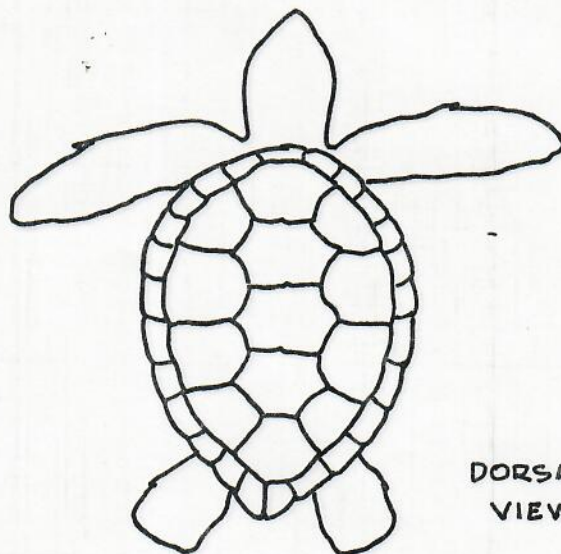
RFL

TAG NUMBERS

SEX: ♀



VENTRAL  
VIEW



DORSAL  
VIEW

Date

Area

Time

(S)

(C)

Head

Tail

PL

5/16/82 [3] (S) 81.5 "T" brown

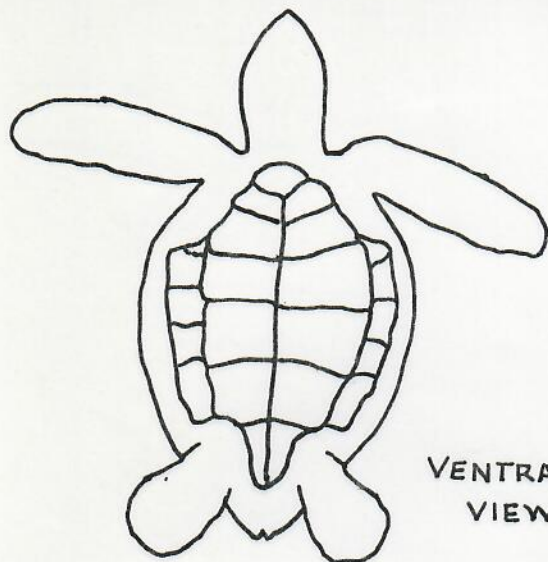
LISIANSKI

5833

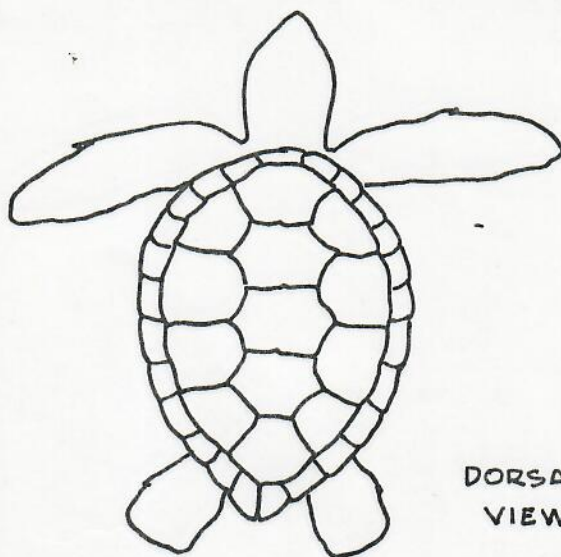
RFL

TAG NUMBERS

SEX: juvenile



VENTRAL  
VIEW



DORSAL  
VIEW

Date

Area

Time

(S)

(C)

Head

Tail

PL

5/17/82 [20] (S) 52.0 9 "T" painted brown




LISIANSKI

5834

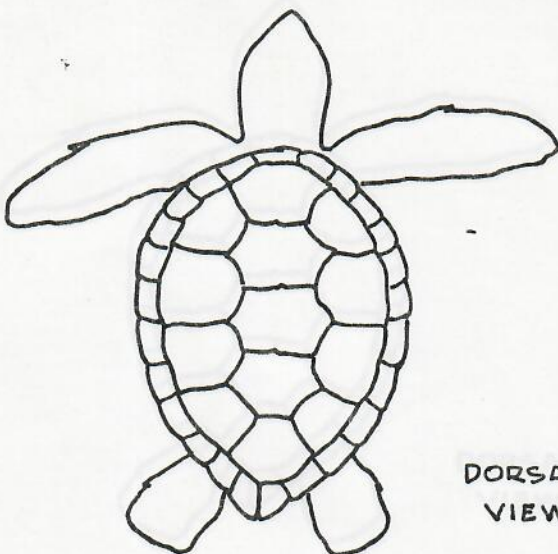
RFL

TAG NUMBERS

SEX: juvenile



VENTRAL VIEW



DORSAL VIEW

Date

Area

Time

(S)

(C)

Head

Tail

PL

5/17/82 [20] (S) 54.9 "T" brown fresh w/

6/6 [27] photograph

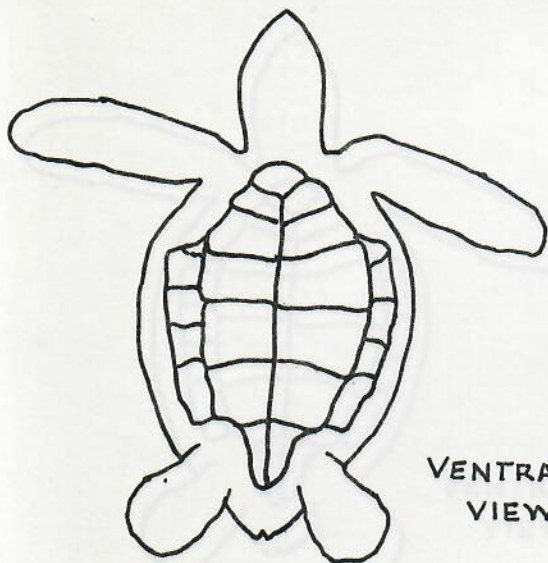
6/20 [34] healing out every day since tagging  
and injury 6/5

# HSIANSKI

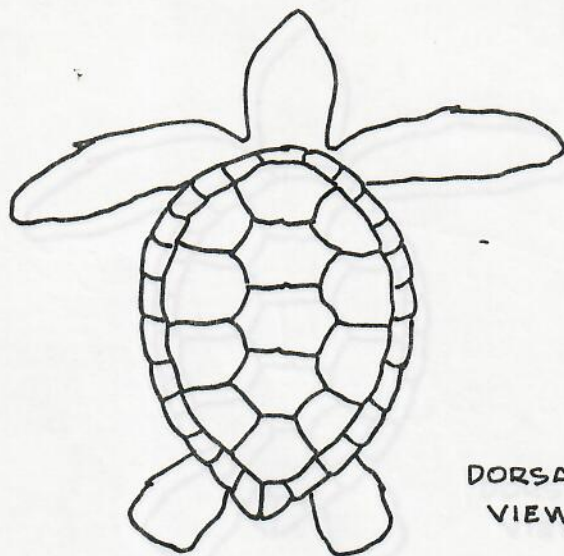
# 5835 RFL

SEX: ♂

## TAG NUMBERS



VENTRAL VIEW



DORSAL VIEW

Date

Area

Time

(S)

(C)

Head

Tail

PL

6/5/82 [4] (S) 84.1 missing 1/2 tail wound fresh w/ still draining, also tip of RFL w/ cot, (looks old) after tagging large tiger shark following turtle

6/6 [4] photograph

6/26 [3.4] hauling out every day since tagging and injury 6/5

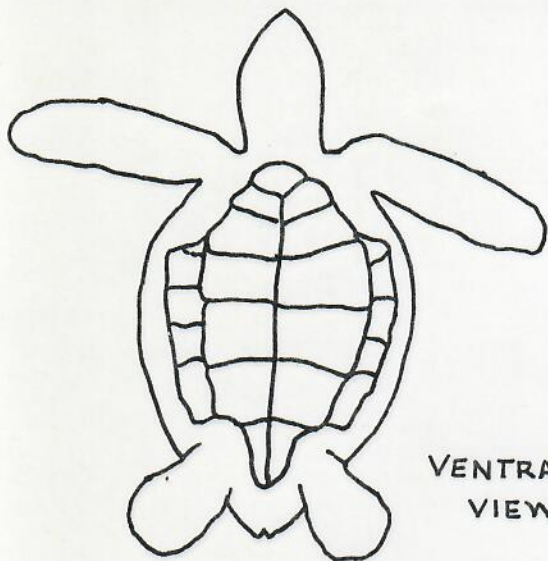
**WISANSKI**

**5836**

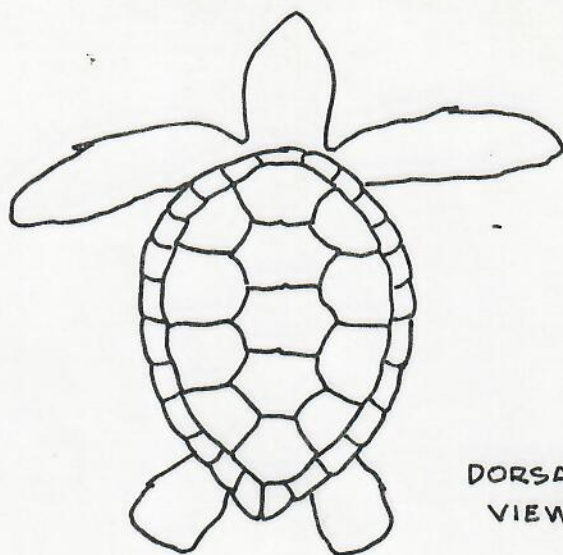
RFL

TAG NUMBERS

SEX: juvenile



VENTRAL  
VIEW



DORSAL  
VIEW

**Date**

**Area**

**Time**

(S)

(C)

Head

Tail

PL

6/5/82 [4] (S) 39.8 "T" green

6/18

[3]

tags well, print legible

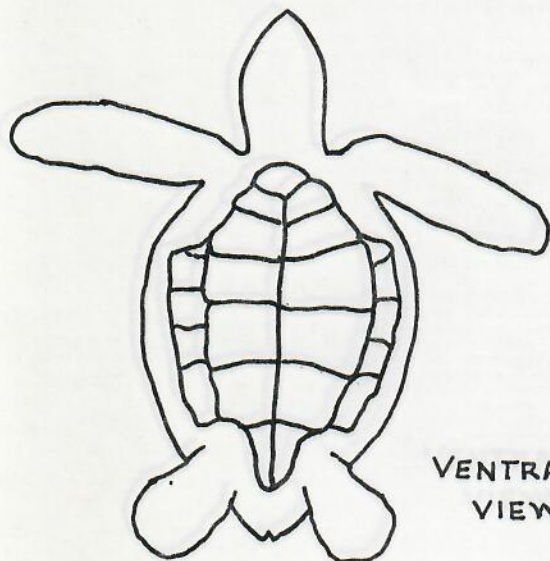
LISIANSKI

5837

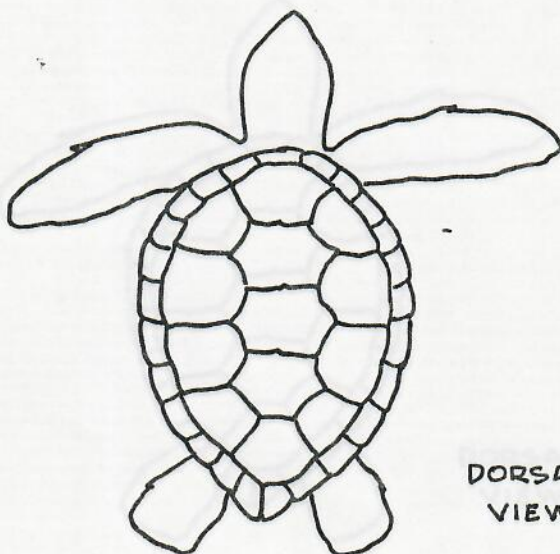
RFL

TAG NUMBERS

SEX: ♂



VENTRAL  
VIEW



DORSAL  
VIEW

Date

Area

Time

(S)

(C)

Head

Tail

PL

6/5/82 [3] (S) 88.9 "T" green  
6/18 [3] tag in well, paint legible

skin bunch

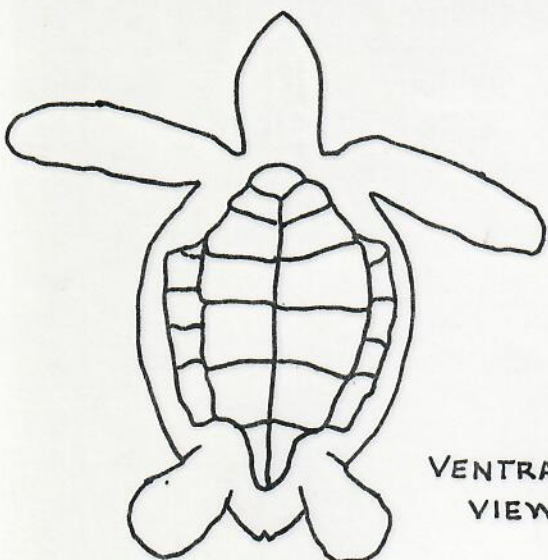
LISIANSKI

5838


RFL

TAG NUMBERS

SEX: ♂



VENTRAL VIEW



DORSAL VIEW

Date

Area

Time

(S)

(C)

Head

Tail

PL

6/5/82 [3] (S) 86.5 "T" green skin banded

o R. Hind to femur long papilloma (7.9 cm of hind femur) Absent of R HIND

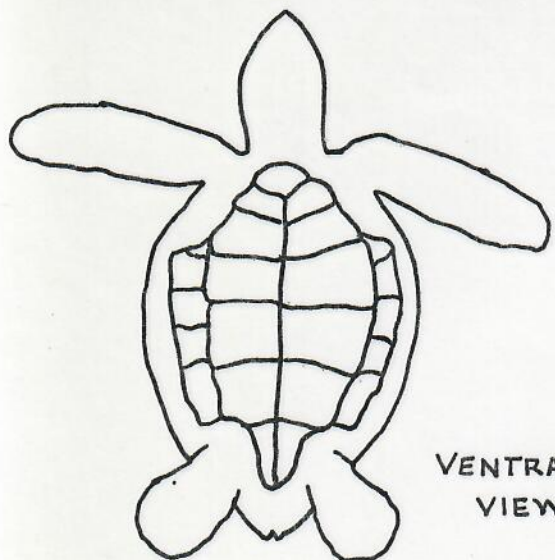
LISIANSKI

5840


RFL

TAG NUMBERS

SEX: ♂ adult



VENTRAL VIEW



DORSAL VIEW

Date

Area

Time

(S)

(C)

Head

Tail

PL

6/6/82 [15] (S) 84.0 "T" Green

☉ R. Hind → tumor large papilloma (7.9 cm of hard tissue) forward of R. HIND.

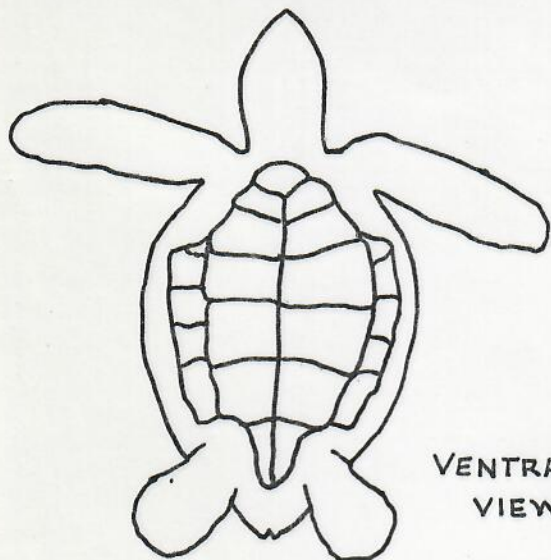
LISIANSKI

5840


RFL

TAG NUMBERS

SEX: ♂



VENTRAL VIEW



DORSAL VIEW

Date

Area

Time

(S)

(C)

Head

Tail

PL

6/6/82 [15] (S) 84.0 "T" Green

☹ R. Hind → tumor (large papilloma (7.9 cm of hard tissue) forward of R. HIND.


LISIANSKI

5841

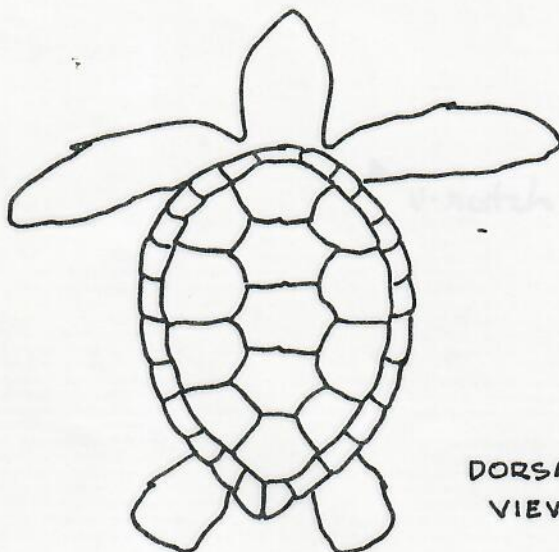
6288  
RFL #1  
6289  
LFL #1

RFL  
TAG NUMBERS

SEX: subadult  
prob. ♀



VENTRAL  
VIEW



DORSAL  
VIEW

Date

Area

Time

(S)

(C)

Head

Tail

PL

6/10/82 [3] (S) 76.2 "T" Green



# LISIANSKI

# 5843

LFL

# 6288

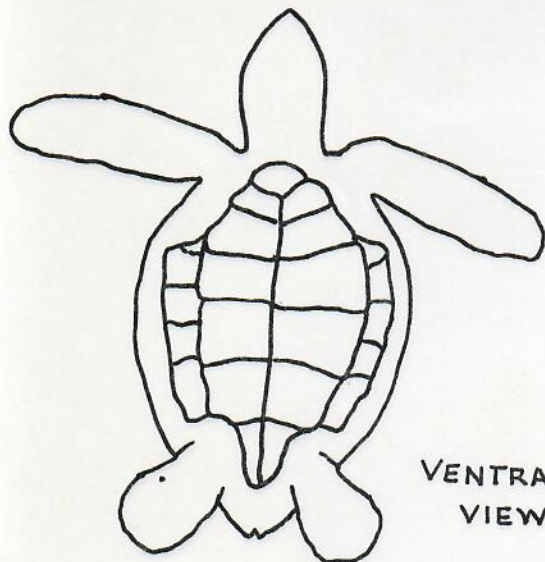
RFL + 1

## TAG NUMBERS

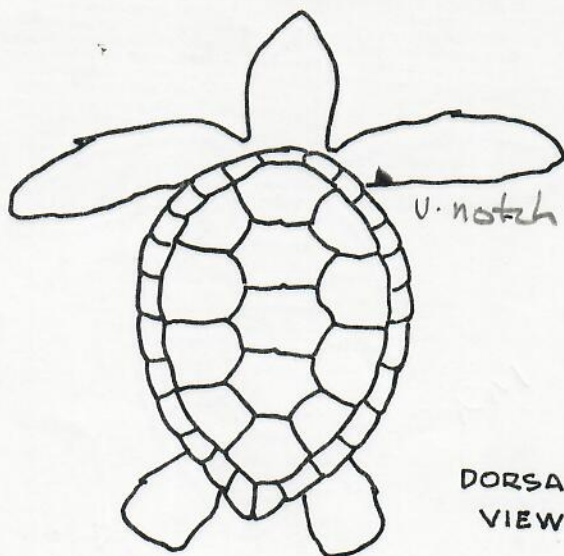
# 6289

LFL + 1

SEX: subadult



VENTRAL VIEW



DORSAL VIEW

Date	Area	Time
15 July 1982	[5]	
(S)	76.2	x 65.2
(C)	83.7	x 80.1
measure	Head	"N" hot fudge
	Tail	
	PL	

6/17 [4] first tagged (S) 76.0 "I" brown

7/15 measured skin barnacles, pebbles

8/2 [11] 1330 basking HWS "J" hot fudge 2, 3 Rt. Lat

8/15 [9] 0153 night basking new tags [6288] [6289]

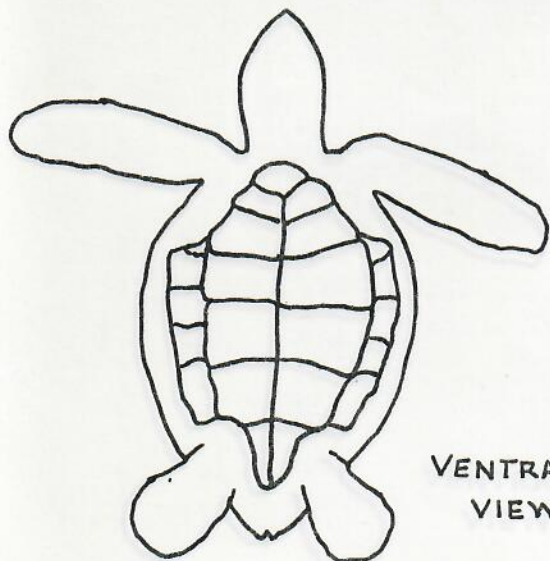
LISIANSKI

5844


RFL

TAG NUMBERS

SEX: juvenile



VENTRAL VIEW



DORSAL VIEW

Date

Area

Time

(S)

(C)

Head

Tail

PL

6/26/82 [40] (S) 43.6 "T" brown

7/28

[20] 1000 tag covered w/ algae

30' northward blind log asleep by 60'

LISIANSKI

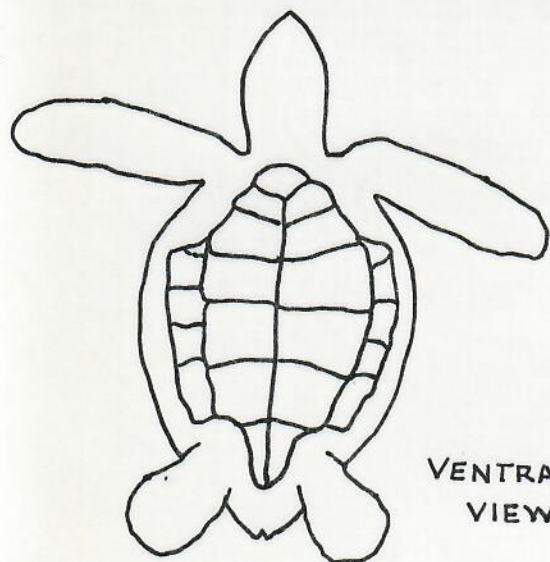
5845

5849


SEX: juvenile

TAG NUMBERS

RFL



VENTRAL VIEW



DORSAL VIEW

Date

Area

Time

(S)

(C)

Head

Tail

PL

6/27/82 [20] (S) 44.0 "T" brown

7/28 [20] 1600 tag covered w/algae

30' north end 'bird log' asleep dry SW



Notch

LISIANSKI

5848

5849

RFL

LFL

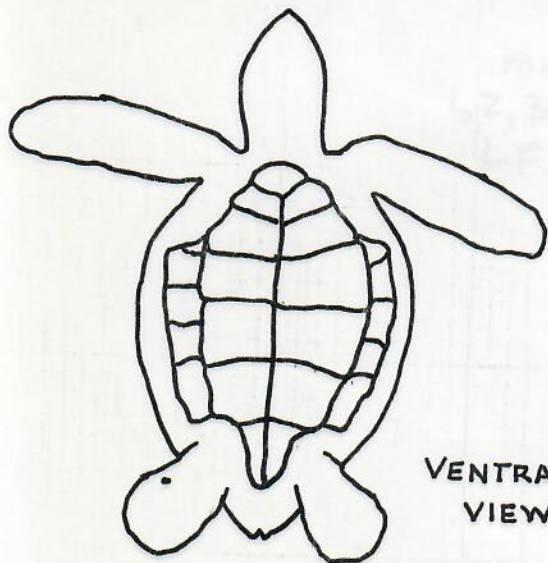
TAG NUMBERS

REC. 6-24-85 LISI DJA

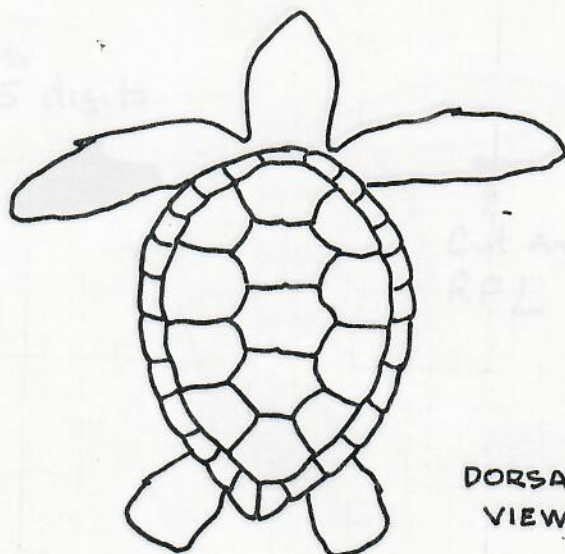
TAG 8656L added

5849 MISSING

SEX: ♀



VENTRAL VIEW



DORSAL VIEW

Date

Area

Time

(S)

(C)

Head

Tail

PL

6/27/82 [7] (S) 85.3 old tag scar 'notch' LFL  
w/knot of skin hanging  
'V' notch LFL

# LISIANSKI

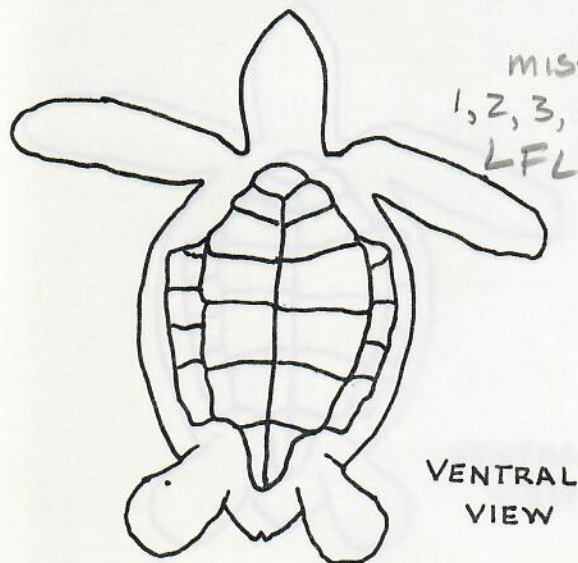
# 5850

LFL

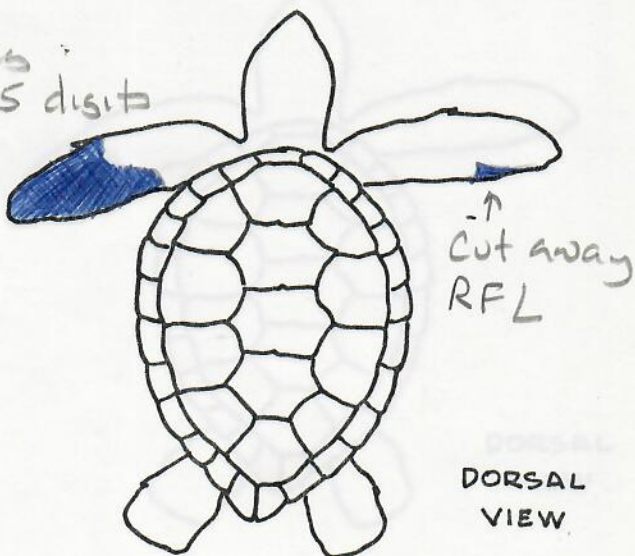
SEX: ♀

# TAG NUMBERS 5928

RFL



missing  
1, 2, 3, 4, 5 digits  
LFL



↑  
cut away  
RFL

Date	Area	Time
29 June 1982	[10]	measured (S) 93.5
(S)	measured 7/17	92.9 x 71.1
(C)		101.3 x 91.2
Head		
Tail		
PL		

7/17 nesting attempt [43] 3 pits excavated  
"L" letter designation 2, 3 R. Lat 'hot Bodge'

7/18 actual egg deposition [43] 109 eggs time 0020-0200

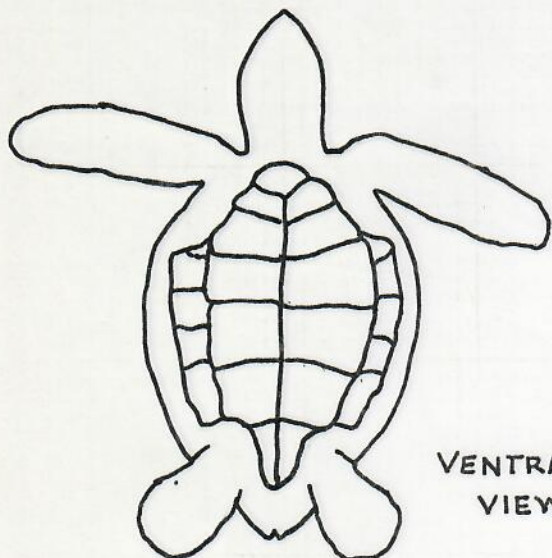
LISIANSKI

5851

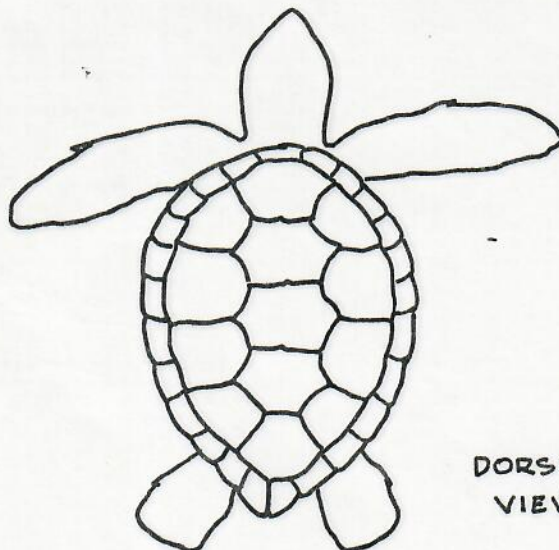
RFL

TAG NUMBERS

SEX: ♂



VENTRAL VIEW



DORSAL VIEW

Date

Area

Time

(S)

(C)

Head

Tail

PL

6/29/82 [12] (S) 85.1 "T" brown  
6/30 paint still showing


LISIANSKI

5852

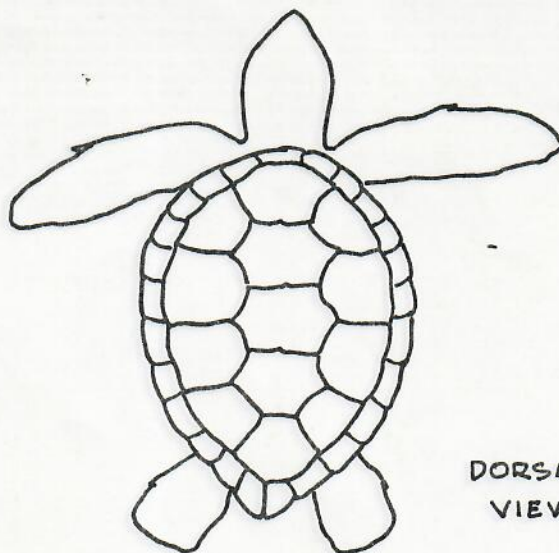
RFL

TAG NUMBERS

SEX: subadult



VENTRAL VIEW



DORSAL VIEW

Date

Area

Time

(S)

(C)

Head

Tail

PL

6/30/82 [20] (S) 69.9 ± .1 "T" brown  
 7/12 [20] HWS no paint seen

LISIANSKI

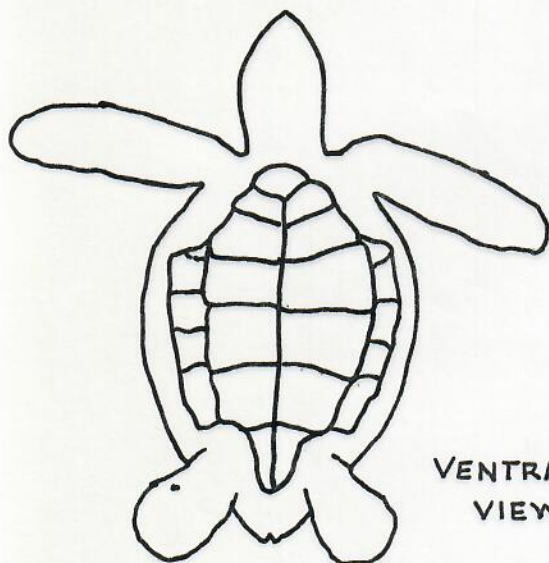
5853

RFL

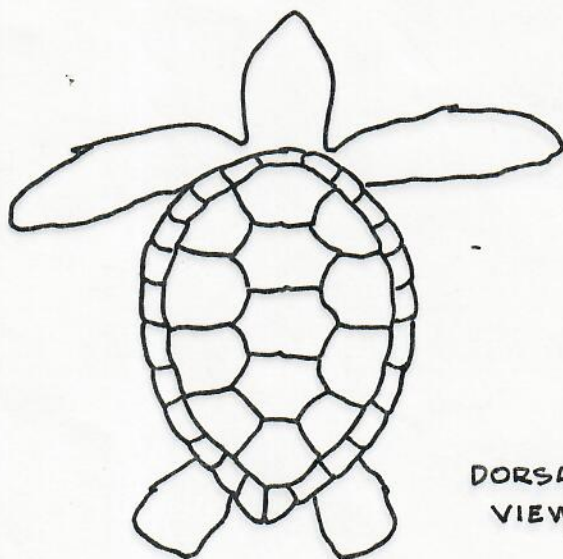
6325

TAG NUMBERS

SEX: ♂



VENTRAL VIEW



DORSAL VIEW

Date

Area

Time

(S)

(C)

Head

Tail

PL

6/30/82 [27] (S) 86.8 "T" brown

8/5 [147] 0515 night basket, looking for paint seen  
8/10 [223] 0009 night basket  
8/21 [223] 2349 night basket  
8/31 [223] 2349 night basket, new tag [6325]



# LISIANSKI

# 5854

# 6325

RFL

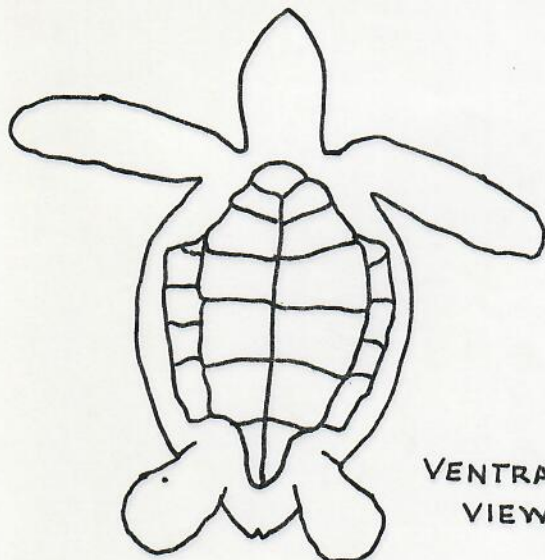
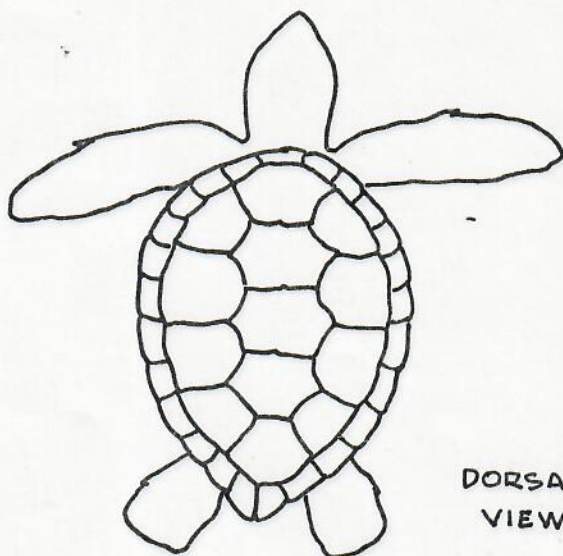
LFL +1

SEX: juvenile

TAG NUMBERS

rec LISI 6-26-85

6325, 5854 DJA

VENTRAL  
VIEWDORSAL  
VIEW

Date	Area	Time	night
13 July 1982	[26]		
(S)	58.2	$\times 48.7$	
(C)	61.2	$\times 57.1$	
measured	63.6		6-26-85 area 26
Head			
Tail			
PL			

6/30 [27] first tagged (S) 58.5 "T" brown

7/13 [26] measured

8/3 [26] 0815 tag not 'locked', basking, no paint seen

8/10 [25] 0009 loose tag crimped

8/21 [26] 2349 night basking

8/31 [25] 2345 night basking, new tag [6325]

LISIANSKI

5929

5930


LFL

RFL


TAG NUMBERS

SEX :

♀



VENTRAL VIEW



DORSAL VIEW

note  
2-3, 3-4 R. HIND

Date	Area	Time
20 July 1982	[26]	0012
(S)	87.6 x 69.1	
(C)	92.4 x 88.4	
Head		
Tail		
PL		

7/20 [26] measured "P" 3 Rt. Lat 'hot fudge'  
 8/19 [26] 0017 no paint, "71" 3,4 Rt. Lat 'white'


# LISIANSKI

# 5931


LFL

## TAG NUMBERS

SEX: subadult  
prob. ♀



VENTRAL  
VIEW



DORSAL  
VIEW

Date

20 July 1982

Area

[25]

Time 0055

(S)

— x 65.9

(C)

83.0 x 78.2

Head

Tail

PL

turtle basking under ledge, partially dry wave  
wash of cove ledge - north

pink coralline on posterior carapace

red algae ventral edge of marginal by HPODITE

# LISIANSKI

# 5932



# 5933

RFL

LFL

TAG NUMBERS

SEX: juvenile

VENTRAL  
VIEWDORSAL  
VIEWnub, distal  
portion of  
3<sup>rd</sup> digitDate  
20 July 1982Area  
[6]

Time 0955

(S)

43.4

x 35.0

(C)

46.7

x 42.1

Head

6.9

Tail

8.7

PL

34.3

- caught w/ scoop net
- ⊛ red algae + skin barnacles - saved
  - pink coralline on posterior carapace
  - red algae ventral edge of marginal by HNDGTE

# LISIANSKI

# 5934

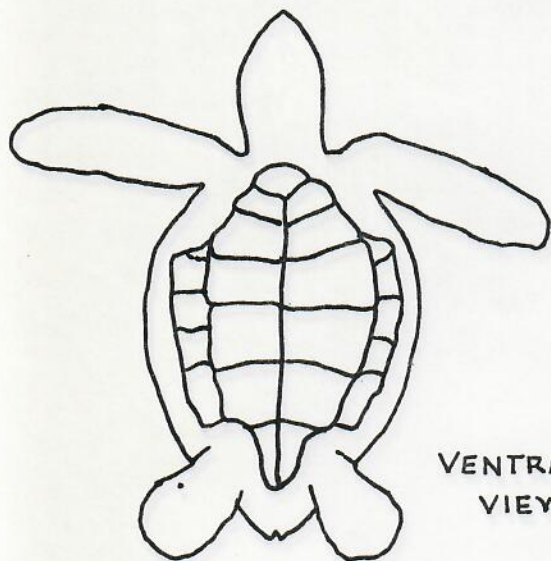
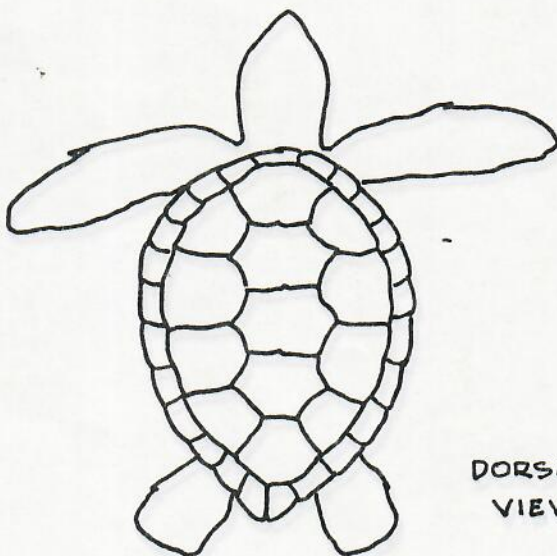
LFL

# 5935

RFL

TAG NUMBERS

SEX: juvenile

VENTRAL  
VIEWDORSAL  
VIEWDate  
21 July 1982Area  
[20]

Time 1150

(S)	43.9	x	36.5
(C)	46.8	x	41.6
Head	7.2		
Tail	7.5		
PL	35.4		

basking on beach rock by 'log'  
small size skin barnacles neck + pelvis

LISIANSKI

5936

5938

LFL


TAG NUMBERS

SEX: ♀


Rec. 7-15-85

sect 33

DJA



VENTRAL VIEW



DORSAL VIEW

notch

3-4 R. HIND

Date	Area	Time
21 July 1982	[33]	1030
(S)	93.5 x 73.3	
(C)	99.7 x 94.1	
Head	7.2	
Tail	7.5	
PL	33.5	

algae covered carapace, scum

Pink coralline

"K" 2, 3 Rt. Lat


3, 4 L. Lat 'hot fudge'

# LISIANSKI

# 5937 5938


SEX: juvenile

TAG NUMBERS



VENTRAL  
VIEW

notch LFL  
4-5 digit



DORSAL  
VIEW

Date	Area	Time
23 July 1982	[38]	1030
(S)	41.8 x 34.5	
(C)	44.0 x 40.2	
Head	7.2	
Tail	7.5	
PL	33.5	

caught by hand as it swam near shore  
⊗ sample of skin barnacles - neck, pelvis + all flippers  
algae on PL  
small amt. pink coralline on posterior cuapae

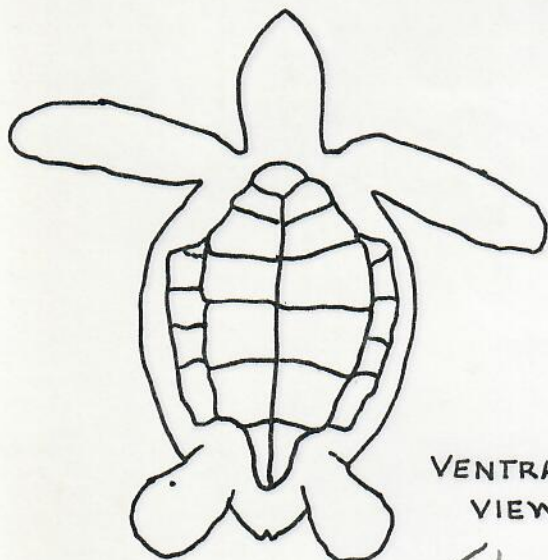
# LISIANSKI

# 5939

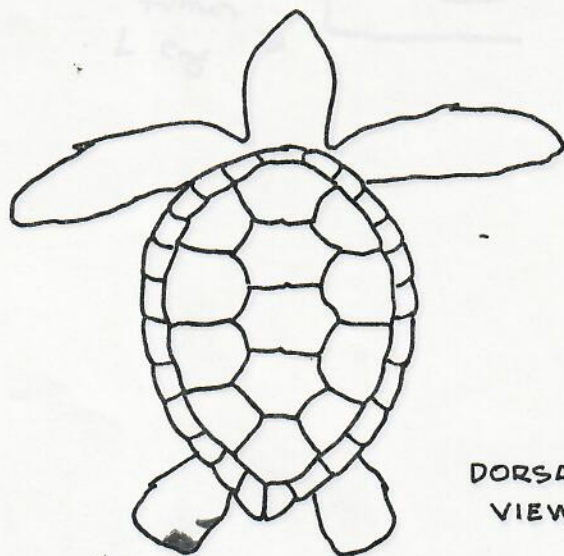
# 5942

LFL + L.  
TAG NUMBERS

SEX: subadult



VENTRAL VIEW



DORSAL VIEW



4th digit missing  
L.HIND

Date	Area	Time	DDID
24 July 1982	[25]		
(S)	77.3	x 65.4	"F" 3 <sup>R+</sup> L <sup>+</sup> Lat 'Edge'
(C)	82.8	x 77.2	
Head			
Tail			
PL			

7/21 [25] 1730 HWS

8/10 [25] 0019 night, no paint - reapply

8/13 [26] 2358 'F' white 4 R. Lat

8/28 [25] 0250 reapply paint

1050  
1055 10. beard

8/31 [25] 2335 no paint

9/5 [25] 2353

9/8 [25] 2315 3, 4 Rt. Lat white



LISIANSKI

5941 5942

LFL +1.

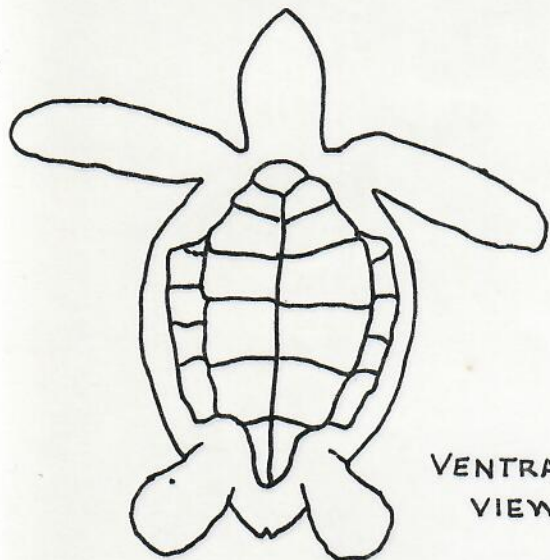
RF2

TAG NUMBERS


SEX: ♀

tumors left eye

tumor L. eye



VENTRAL VIEW



DORSAL VIEW

Date

25 July 1982

Area

[10]

Time 0253

(S)

85.2 x 66.5

(C)

91.6 x 87.3

Head

Tail

PL

Actual nesting: 4 pits excavated 69 eggs deposited

8/12 [29] 1440 bakings HD LFL +1 RF2

(S) — x 78.6

LISIANSKI


5943

5844

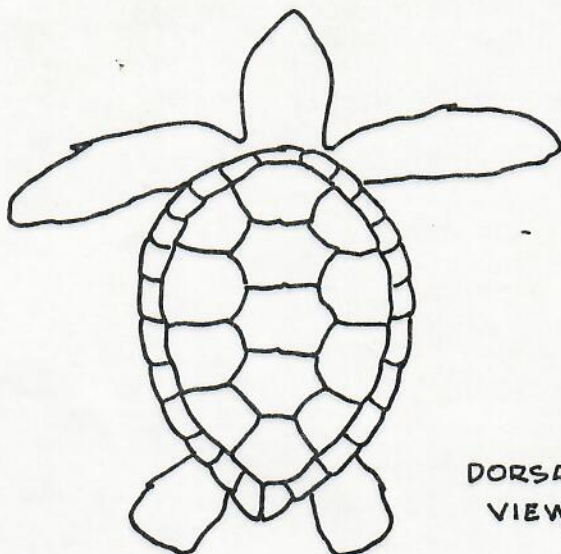
LFL

TAG NUMBERS

SEX: ♂



VENTRAL VIEW



DORSAL VIEW

Date

27 July 1987

Area

[25]

Time 0008

(S)

(C)

Head

Tail

PL

— x 78.6 (C) measure 8/12

night backing HWS, animal only tagged

8/12 [29] 1440 backing HW, LFL tag 'sprung'


(C) — x 78.6 measured

LISIANSKI

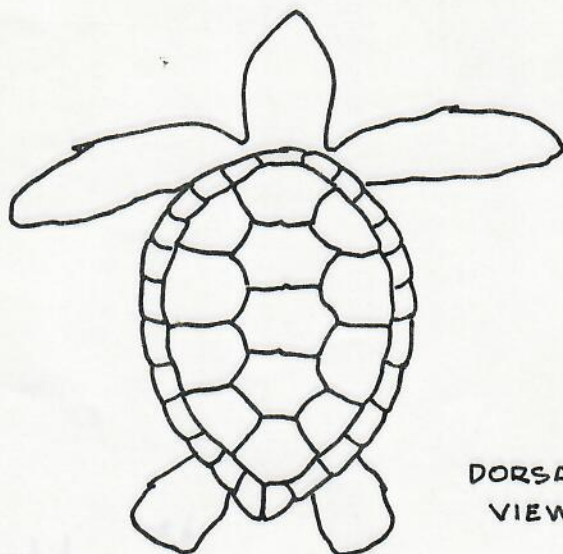
5842 5844

TAG NUMBERS

SEX: juvenile



VENTRAL VIEW



DORSAL VIEW

notches  
3-4, 4-5 LHIAS

Date	Area	Time
28 July 1982	[39]	1330
measured (S)	60.1 x 50.2	
(C)	66.2 x 60.9	
Head	59.2	
Tail	13.5	
PL	50.9	

6/17 [3] first tagged (S) 61.4 "T" brown

7/28 [39] measured, new tag applied [5944]

- ⊗ skin barnacles saved
- ⊗ alga sample saved

LISIANSKI

5945

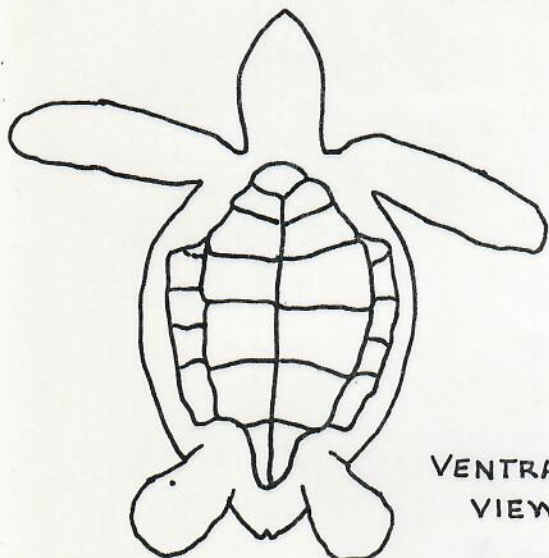
6318

LFL + r1


RFL

TAG NUMBERS

SEX: ♀



VENTRAL VIEW



DORSAL VIEW

notches  
3-4, 4-5 L HIND

Date  
28 July 1982

Area  
[3]

Time 0140

(S) 91.7 x 74.3

(C) 98.4 x 96.4

"♀" 2<sup>nd</sup> Rt Lat 'brown'

Head

Tail

PL

8/28 [11] 1820 basking, new tag put on [6318]

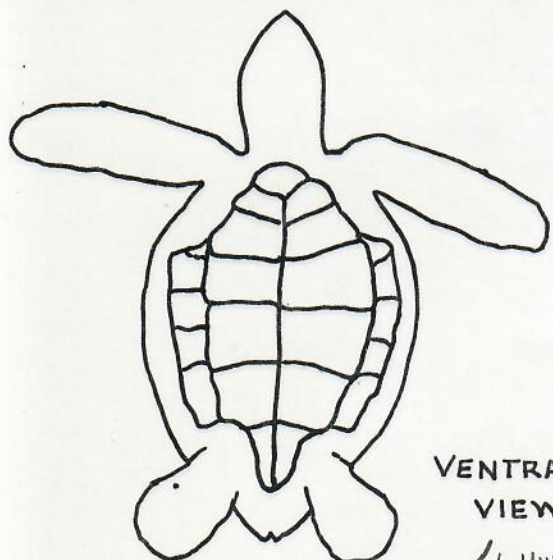
# LISIANSKI

# 5946

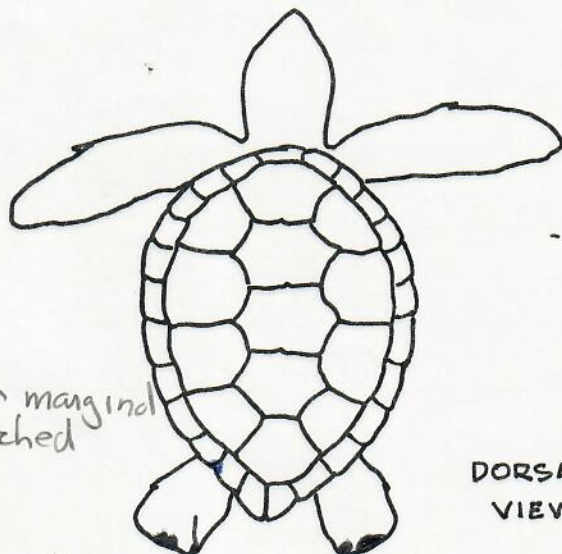
# 830

LFL LFL  
TAG NUMBERS

SEX: ♀



VENTRAL VIEW



DORSAL VIEW

11th marginal notched



Date

Area

Time 1405-1435

30 July 1982

[30]

(S)

93.8 x 73.8

(C)

101.0 x 97.5

Head

Tail

PL

skin barnacles on pelvis and tail

[30] tag dangling by skin flap, no tag applied

7/12 L203 1715 backing HSC

7/12 L103 1142 caught w/ scoop net as it swam

west Gun [12]

# LISIANSKI



# 5947 5830

LFL tr1

RFC

## TAG NUMBERS

SEX: juvenile

VENTRAL  
VIEWDORSAL  
VIEW

Date	Area	Time
31 July 1982	[20]	1200
(S)	49.9 x 41.2	
(C)	53.8 x 48.4	
Head	7.9	
Tail	10.0	
PL	40.4	

basking by 'log'  
[5830] tag dangling by skin flap, new tag applied  
9/12 [20] 1715 basking HWS  
9/13 [10] 1142 caught w/ scoop net as it swam  
west from [12]

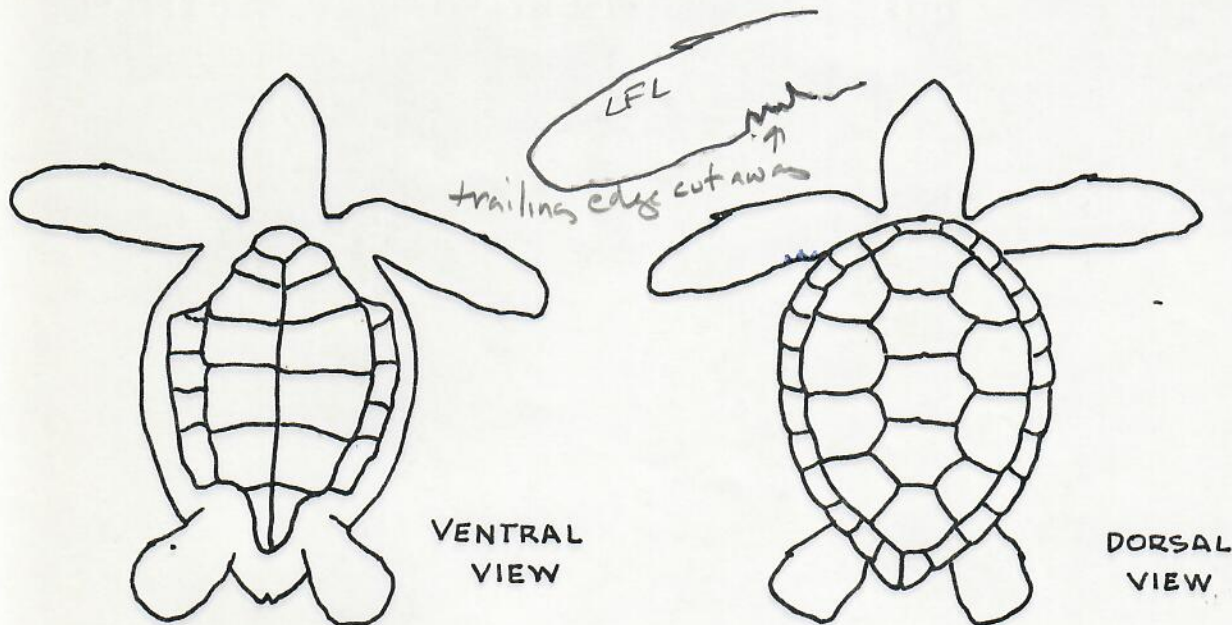
LISIANSKI

5948

RFL tri

TAG NUMBERS

SEX: subadult



Date  
4 August

Area  
[13]

Time 0200

(S)

77.2 x 60.5

(C)

Head

Tail

PL

right-basking Hiss  
skin barnacles + neck + pelvis, all FLPS  
pink coralline on carapace



# LISIANSKI

# 5949

RFL 41

## TAG NUMBERS

SEX: juvenile

VENTRAL  
VIEWDORSAL  
VIEW

Date	Area	Time
5 August 1982	[26]	0030
(S)	44.2 x 35.3	
(C)	47.2 x 41.7	
Head	7.0	
Tail	8.3	
PL	35.3	

night basking HWS  
skin barnacles - neck + pelvis, all FLPS  
pink coralline on carapace



**LISIANSKI**

**5950**


6277

RFL tr1

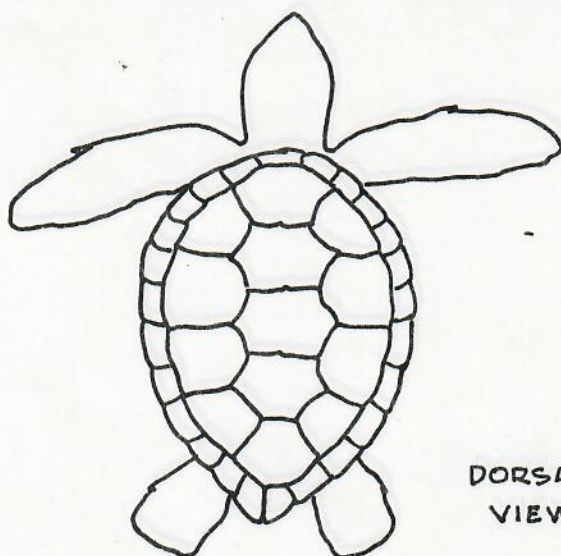
LFL

**TAG NUMBERS**

**SEX:** subadult



VENTRAL  
VIEW



DORSAL  
VIEW

**Date**  
6 August 1982

**Area**

**Time** 2240

(S)	73.8	x	61.2
(C)	81.8	x	74.8
Head	11.0		
Tail	19.0		
PL	60.9		

skin barnacles on neck and flippers

# LISIANSKI

# 6276

RFL +1


## TAG NUMBERS

# 6277


LFL

SEX: sobadult

Recd 2-3-85  
LFL 6276, 6277



VENTRAL  
VIEW



DORSAL  
VIEW

Date	Area	Time
11 August 1982	[27]	0036
(S)	69.3 x 57.1	
(C)	74.9 x 69.1	
Head	10.2	
Tail	14.2	
PL	55.7	

vigorous animal

skin barnacles neck and pelvis

heavy encrustation pink coralline on posterior carapace

ISIANSKI

6279

6280

LFL

RFL +1

TAG NUMBERS


SEX: juvenile

Recov. 7-3-85


LISI

6279,80

sect 43



VENTRAL VIEW



DORSAL VIEW

Date

12 August 1982

Area

[45]

Time 1320

(S)

45.6 x 36.1

(C)

46.2 x 41.2

7-3-85

Head

7.0

Tail

8.5

PL

37.2

caught by hand  
⊕ skin barnacles saved  
heavy encrustation pink coralline on posterior carapace

LISIANSKI

6281


6282

LFL

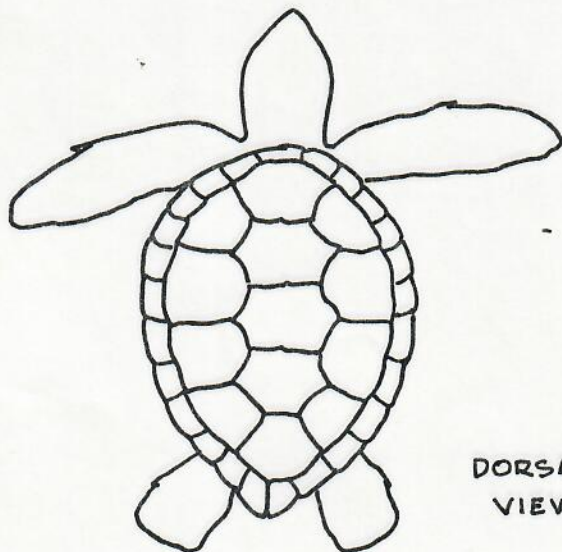
RFL H

TAG NUMBERS

SEX: juvenile



VENTRAL VIEW



DORSAL VIEW

Date

13 August

Area

[16]

Time 0135

(S)

59.5 x 49.3

(C)

64.3 x 59.8

Head

8.9

Tail

14.0

PL

49.4

red algae on neck + pelvis  
 clean PL, clean carapace  
 few skin barnacles

LISIANSKI

6285

LFL

6286

LFL + PL

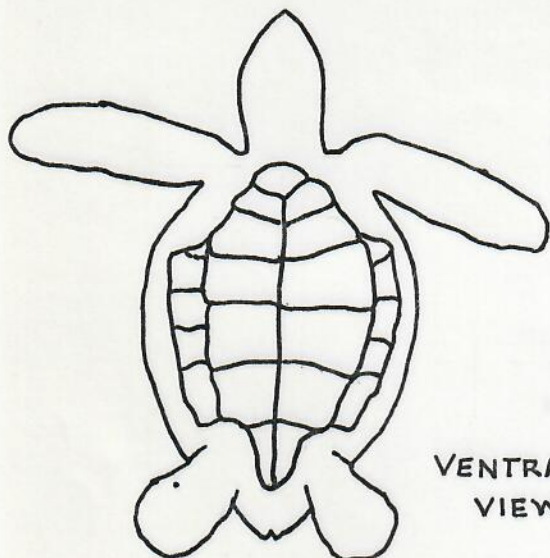
TAG NUMBERS

6287


RFL

SEX: ♀

NOTE -  
NOT THE B26  
UNIV. PL TURTLE -  
TAG WAS ON LEFT.



VENTRAL  
VIEW



DORSAL  
VIEW

RFL  
4.5 cm cut thro  
1st Scale prox. to body

cut RFL  
proximal

Date  
14 August

Area  
[11]

Time 0110-0230

(S) 94.1 x 72.4

(C) 101.5 x 97.0

Head

Tail

PL

\* Actual nesting 1 pit excavated 99 eggs deposited  
"01" 2, 3 R Lat 'White'

6285L + R

Seen by John Henderson 7-28-85

Basking on Sand Is. Kure.

Possibly also 7-20-85

LISIANSKI

6291

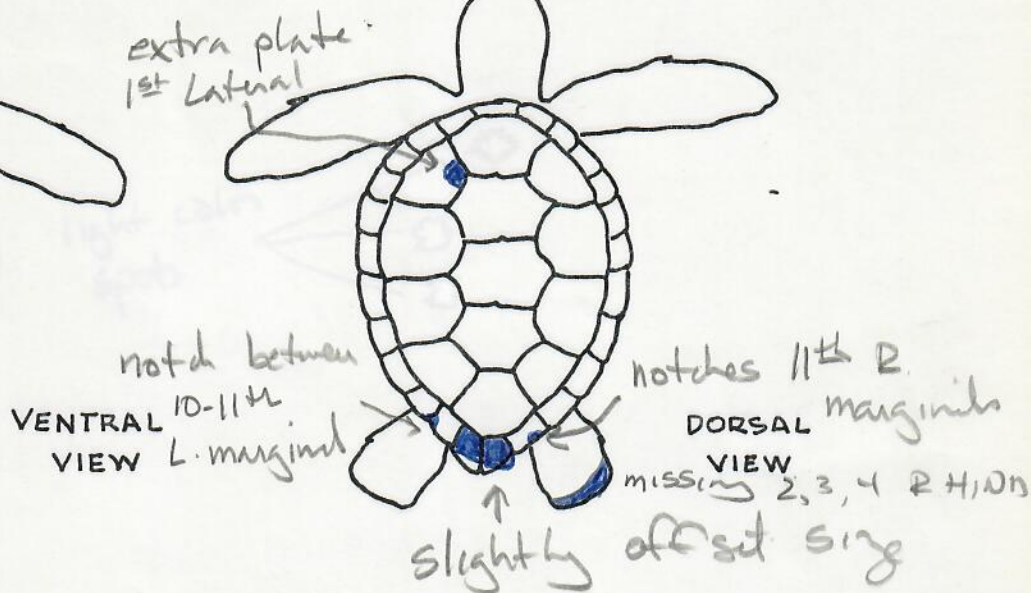
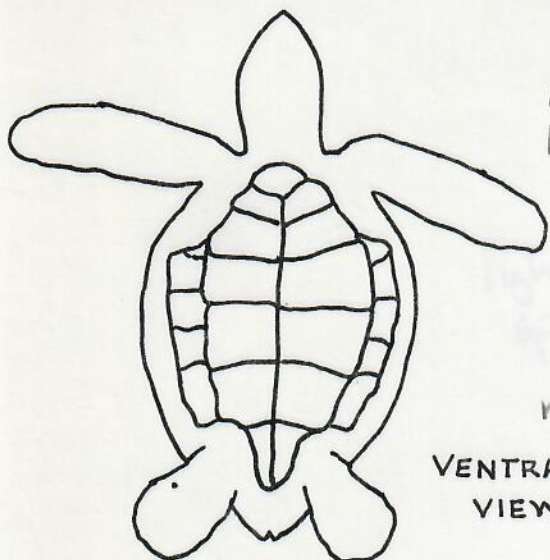
6328

LFL +1

RFL +1

TAG NUMBERS

SEX: ♀



Date

Area

Time

(S)

(C)

Head

Tail

PL

8/17 [25] 0005 tag, no measurements.

⊗ fecal sample saved from this animal while it basked on beach

9/4 [11] 1813 basking below berm, paint barely visible new tag [6328]  
new letter "07" 3, 4 R. L&L

# LISIANSKI

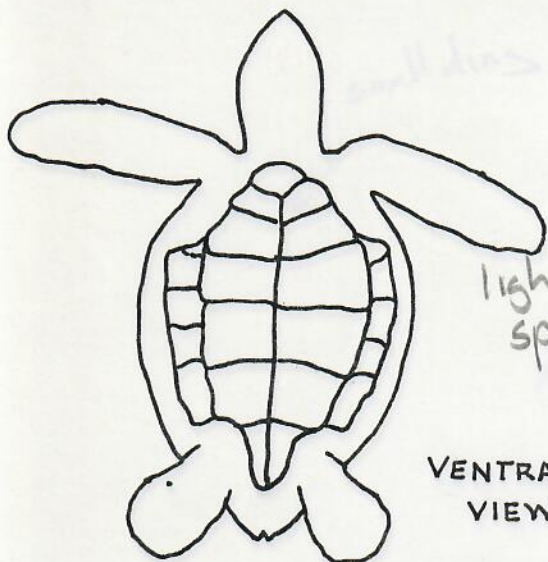
# 6292

6294  
RFL

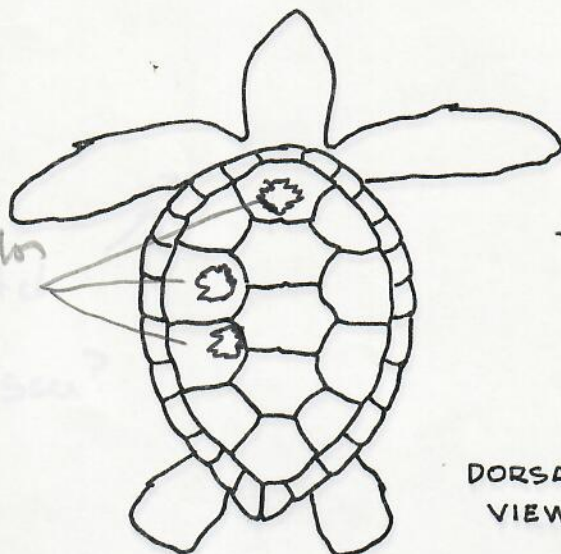
RFL #1

## TAG NUMBERS

SEX: ♂



VENTRAL VIEW



DORSAL VIEW

Date

Area

Time

(S)

(C)

Head

Tail

PL

- 8/18 [25] 0041 night basking HWS "03" letter designation
- 8/21 [26] 2355 " " " " " "
- 8/31 [25] 0320 " " " " " "
- 9/5 [25] 0015 " " new paint applied '03'

Red line marked edge of postaural margin  
Some seen on 8/21

# LISIANSKI

# 6293

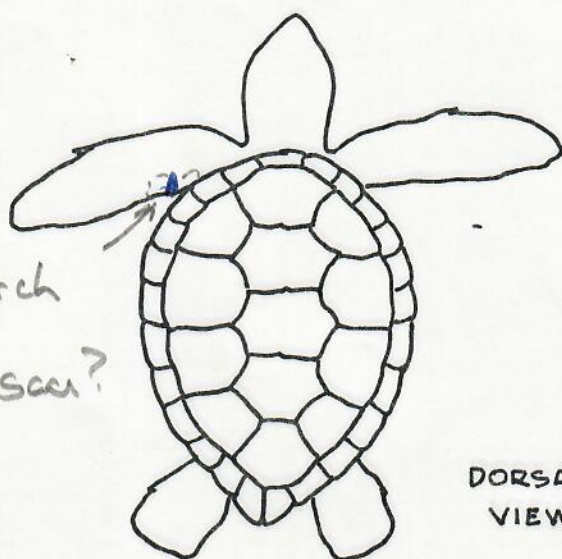

LFL

# 6294

RFL

## TAG NUMBERS

SEX: juvenile



Date	Area	Time
20 August 1982	[10]	1145
(S)	49.4 x 41.0	
(C)	52.4 x 47.0	
Head	7.5	
Tail	9.0	
PL	40.8	

caught w/ scoop net along w/ turtle # 2860, 2859

mouth sample composite w/ turtle # 6295, 6296

PL dirty (+) skin barnacles on neck & pelvis

Pink coralline on PL at carapace

Red algae ventral edge of posterior margins

some scum on carapace



# LISIANSKI

# 6295

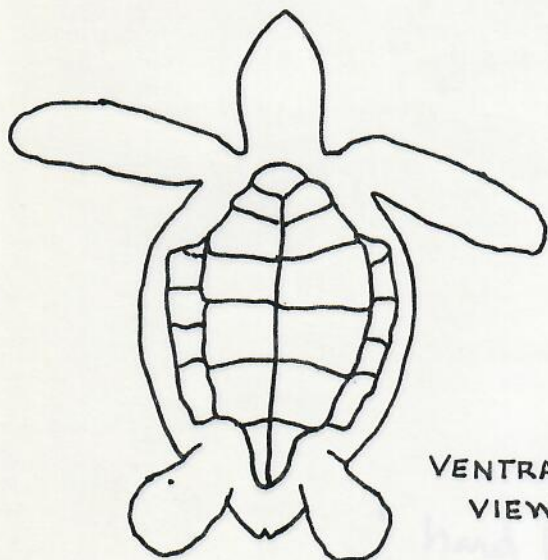
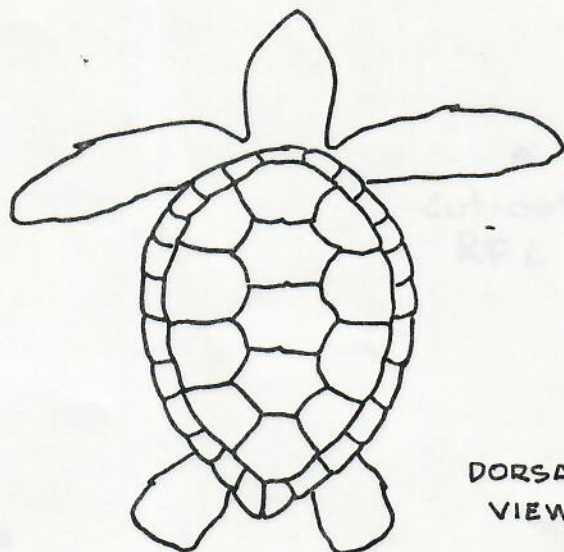
RFL

# 6296

LFL

TAG NUMBERS

SEX: juvenile

VENTRAL  
VIEWDORSAL  
VIEW

Date	Area	Time
20 August 1982	[10]	1155
(S)	41.3 x 34.5	
(C)	44.3 x 39.5	
Head	6.5	
Tail	8.0	
PL	32.7	

Caught w/ scoop net while it was feeding  
⊗ mouth sample (algae save w/ sample bin #6293)  
(+) skin barnacles on pelvis, few on neck  
pink coralline (+) on posterior carapace  
PL - algae 'dirt'  
Algae growing on ventral margins, posterior

LISIANSKI

6297


6298

RFL

LFL

TAG NUMBERS


SEX: juvenile



VENTRAL VIEW

hard knob

ventral surface body edge L. HIND



DORSAL VIEW

cut-out 4-5 digit RFL

20 August 1982

[10]

1330

Date

Area

Time

(S) 37.4 x 32.5

(C) 40.5 x 37.8

Head 6.8

Tail 7.0

PL 29.5

caught w/ scoop net  
PL - dirty  
Red algae on neck + pelvis  
(+) pink coralline on carapace, posterior  
(+) skin barnacle  
mouth empty

LISIANSKI

6302


6306

LFL J/L

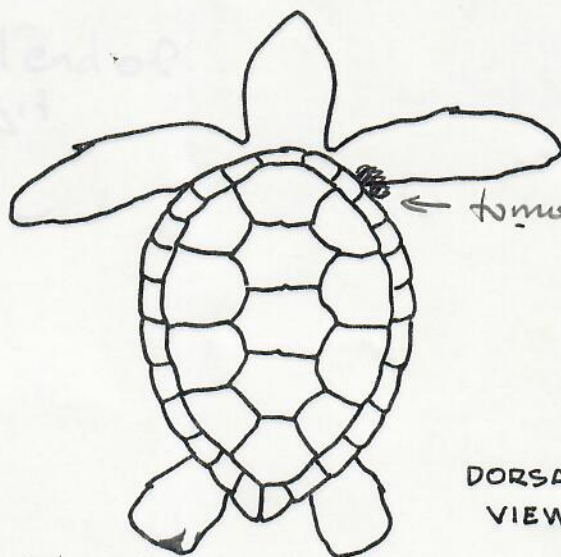
RFL

TAG NUMBERS

SEX: ♂



VENTRAL VIEW



DORSAL VIEW

cut-out missing  
between 4-5 digits  
L.HIND

Date

Area

Time

(S)

(C)

Head

Tail

PL

8/21 [11] 0152 night basking 1/2 up beam  
"Z" 4R. Lat. 'white'

skin ... on pelvis, few on neck

(S) slight ... ventral side of post. margin

# LISIANSKI

# 6305


# 6306

LFL


RFL

## TAG NUMBERS

SEX: juvenile



VENTRAL VIEW



DORSAL VIEW

LFL  
distal end of  
4th digit  
missing

distal end of  
digit  
noted 3-4  
digits  
RFL

23 August 1982

[107]

Date

Area

Time 1310

(S) 45.4 x 38.1

(C) 48.4 x 45.1

Head 7.8

Tail 8.0

PL 35.9

caught by scoop net

⊗ amphipods collected from mouth saved

Pink coralline (PC) on carapace - central

skin barnacles on pelvis, few on neck

PL - alga dirty

(+ ) algae growing ventral side of post. marginals


8/23 107 0930 caught in 2m scoop net

# LISIANSKI

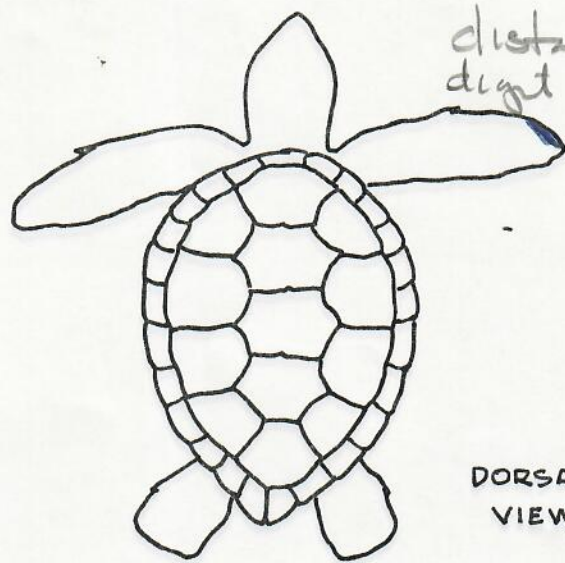
# 6307 6308

SEX: juvenile

TAG NUMBERS



VENTRAL VIEW



DORSAL VIEW

23 August 1982

Date

[10]

Area

Time 1415

(S) 42.8 x 36.2

(C) 45.7 x 41.6

Head 6.9

Tail 7.0

PL 35.2

Caught w/ scoop net as it was feeding

⊙ Algae sample collected from mouth

PL algae 'dirty'

pink coralline growing on PL + ventral posterior margin

(+) skin on pelvis + neck also ventral + dorsal

hind flip. at ventral FFL

P.C. (+) on carapace

8/30 [10] 0920 caught as it was swimming near shore

LISIANSKI

6309


RFL + 1

6311

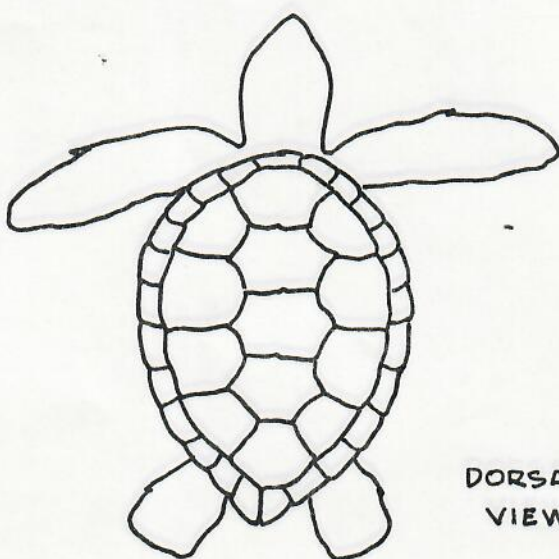
LFL

TAG NUMBERS

SEX: ♀



VENTRAL VIEW



DORSAL VIEW

Date

Area

Time

(S)

(C)

Head

Tail

PL

8/24 [13] 0140 basket HWS  
very big animal, no measurement

"04" 3, 4 RT whale

⊠ RFL tag encrusted + unread

# LISIANSKI

# 6310


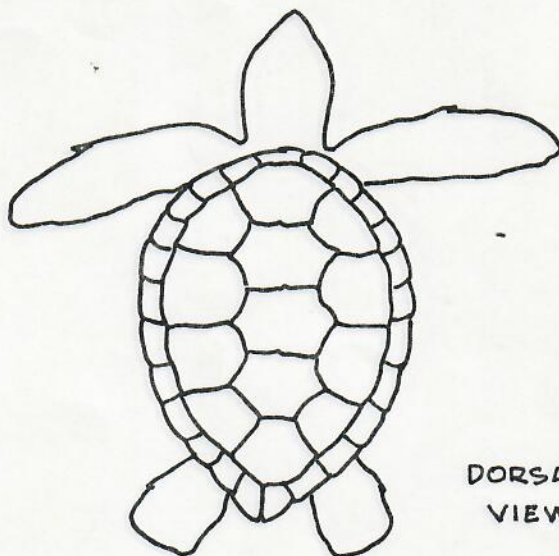
RFL

# 6311

LFL

TAG NUMBERS

SEX: juvenile

VENTRAL  
VIEWDORSAL  
VIEW

27 August 1983

Date

[107]

Area

Time 0900

(S)	44.8	x	36.7
(C)	47.8	x	42.5
Head	6.9		
Tail	9.4		
PL	35		1

caught w/ scoop net  
mouth is empty

PL algae 'dirts'  
algae growing on ventral side of posterior margin  
+ ventral FFL

skin barn. on neck + pelvis + ventral FFL

PC on carapace

LISIANSKI

6312


6313

RFL


LFL

TAG NUMBERS

SEX: juvenile



VENTRAL VIEW



DORSAL VIEW

27 August 1982

[107]

Date

Area

Time 1810

(S) 44.3 x 37.3

(C) 47.3 x 43.7

Head 6.9

Tail 8.7

PL 35.6

Caught w/scoop net

PL algae dirty

Red algae on neck, pelvis, ventral HIND & FFL

Skin banded - pelvis & neck at ventral HIND FI

⊗ algae fin mouth swel.



# LISIANSKI

# 6314

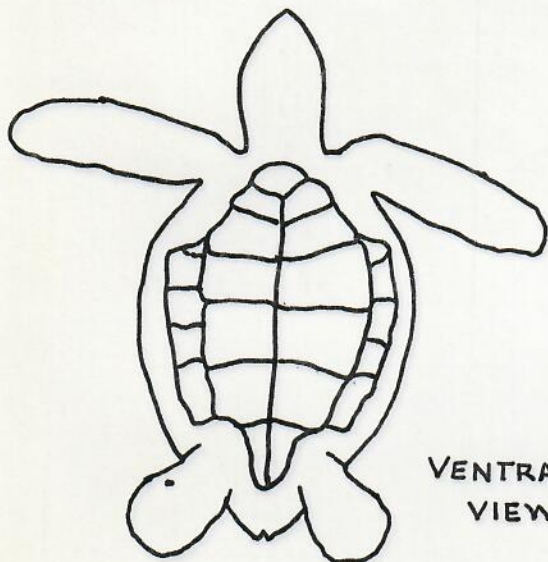
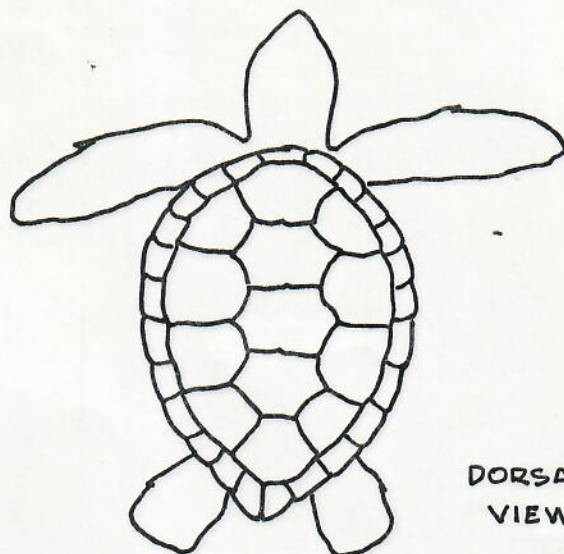
# 6315

RFL

TAG NUMBERS

LFL

SEX: juvenile

VENTRAL  
VIEWDORSAL  
VIEW

27 August 1982

[10]

Date

Area

Time 1822

(S)	4	49.1	x	39.9
(C)		51.8	x	47.2
Head		7.7		
Tail		9.0		
PL		40.2		

caught w/ scoop net  
(+) pink coralline growing on carapace, esp. centrals  
PL alga dirty  
red alga growing on neck + pelvis, ventral side  
of posterior marginals, ventral FFL + Hind FL.  
few skin barnacles on pelvis  
⊕ alga collected from mouth big wad in esophagus -  
upper and lower palate packed.

LISIANSKI

6316

6317

RFZ MI

LFL

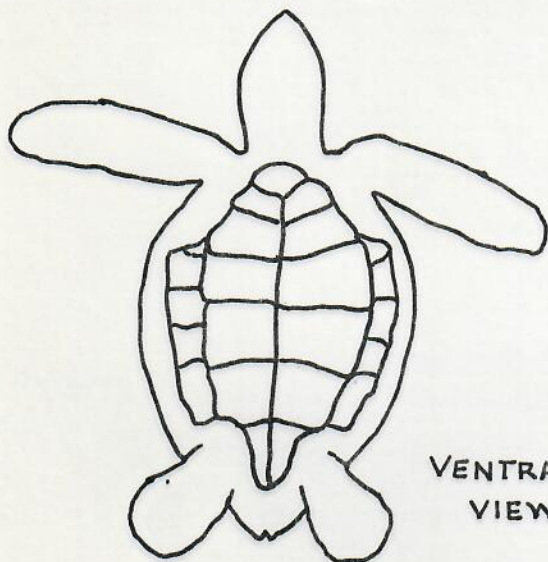
TAG NUMBERS

SEX: juvenile

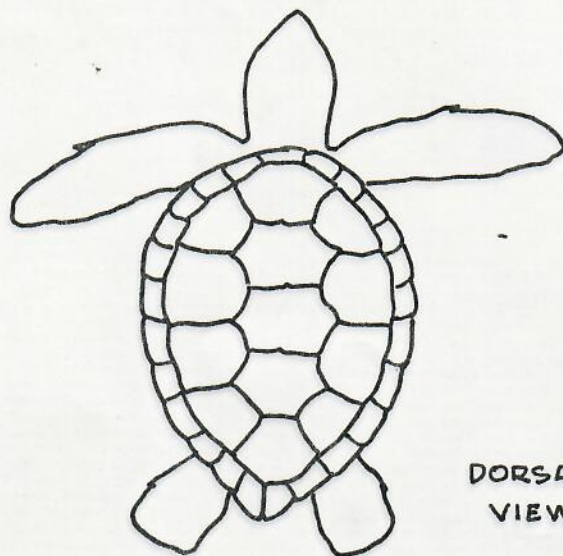
7/4/83

RECOVER LIST 6-27-85

RLW  
D. ALLEN



VENTRAL  
VIEW



DORSAL  
VIEW

28 August 1982

[5]

Date

Area

Time 1747

(S)	48.4	x	40.5
(C)	<sup>51.5</sup> 52.5	x	<sup>42.0</sup> 48.6
Head	7.9		
Tail	10.3		
PL	38.5		

(+) scummy carapace, red algae on pelvis, neck and ventral post. marginals, ventral FL & HIND FL mouth empty

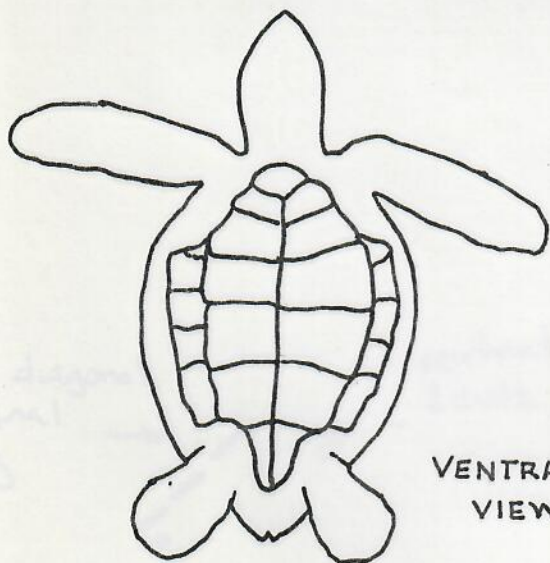
9/12 [4] 1500 basking HWS below veg line

# LISIANSKI


# 6319 6320

## TAG NUMBERS

SEX: juvenile



VENTRAL VIEW



DORSAL VIEW

29 August 1982

Date

[2]

Area

Time 1500

(S)	39.1 x 32.5
(C)	41.6 x 37.8
Head	6.3
Tail	7.3
PL	32.1

caught by hand while snorkeling w/ RS + SS

PL algae 'dirty'

red algae near ad. pelvis, ventral FFL, HIND Fz  
ventral posterior marginals

P. C. Centrals

scummy (+)

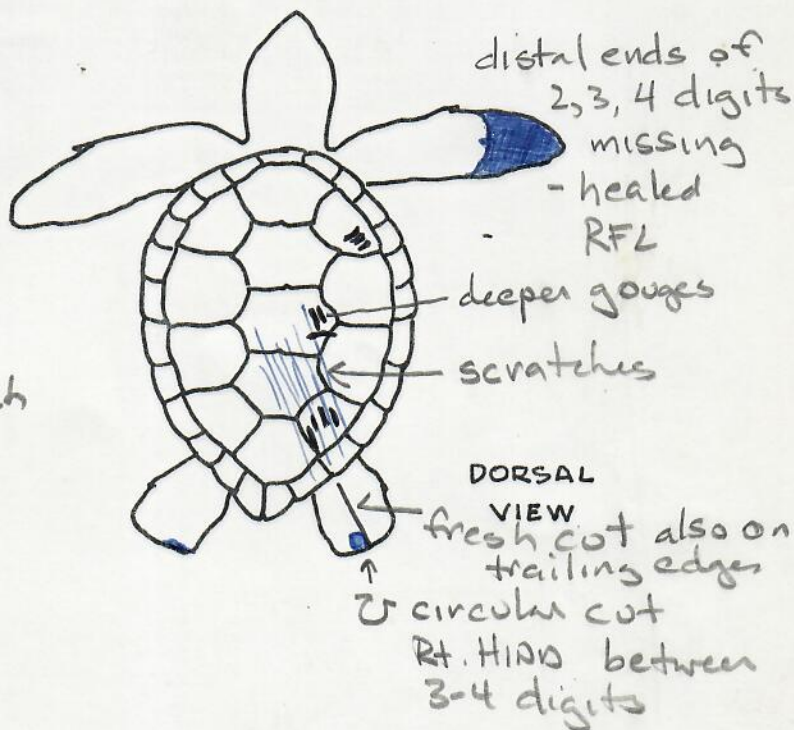
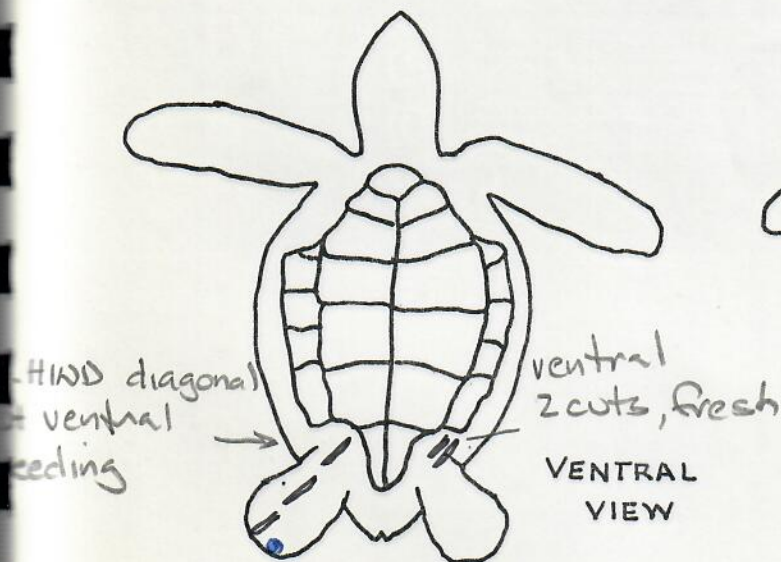
# LISIANSKI

# 6321 6322

LFZ trl  
TAG NUMBERS

RFL

SEX: juvenile



30 August 1982

Date

[18]

Area

Time 1425

(S)	45.7	x	36.0
(C)	48.9	x	43.2
Head	7.4		
Tail	9.0		
PL	37.0		

Caught by hand as it rested in shallow 1' water  
PL algae 'dirty'

Red algae - pelvis, neck, ventral HIND + FFL  
few skin barnacles on pelvis + neck

↗ probable shark attack

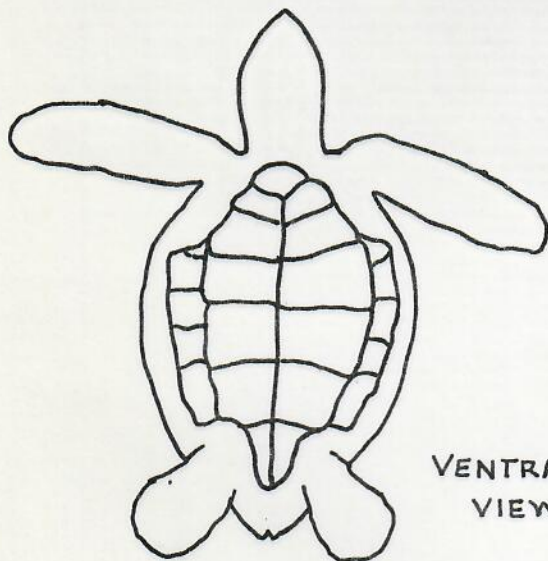
LISIANSKI

6323

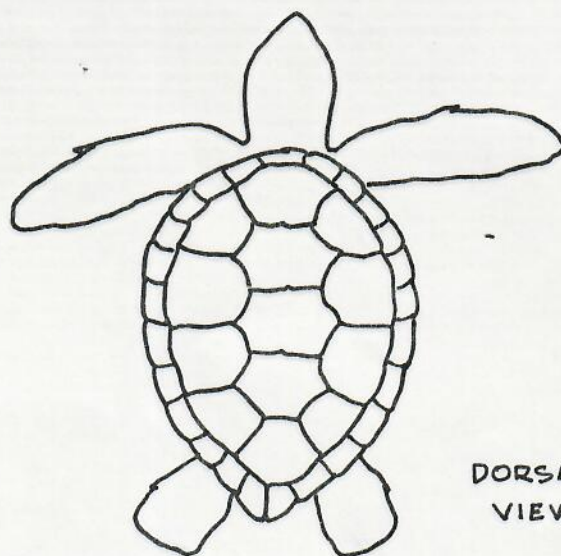
LFL 4/1

TAG NUMBERS

SEX: ♀



VENTRAL VIEW



DORSAL VIEW

Date

Area

Time

(S)

(C)

Head

Tail

PL

8/24 [27] 0020 night basking "02" paint letter  
 8/30 [26] 2315 night basking "02" reapply white  
 tag put on [6323] 4 R. Lid

LISIANSKI

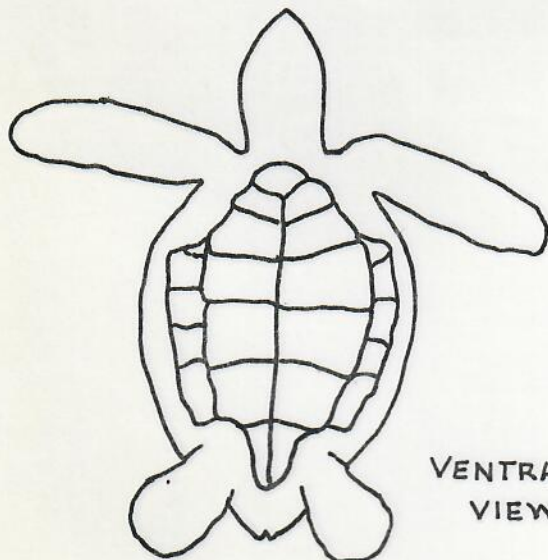
6324

tag?  
LFL

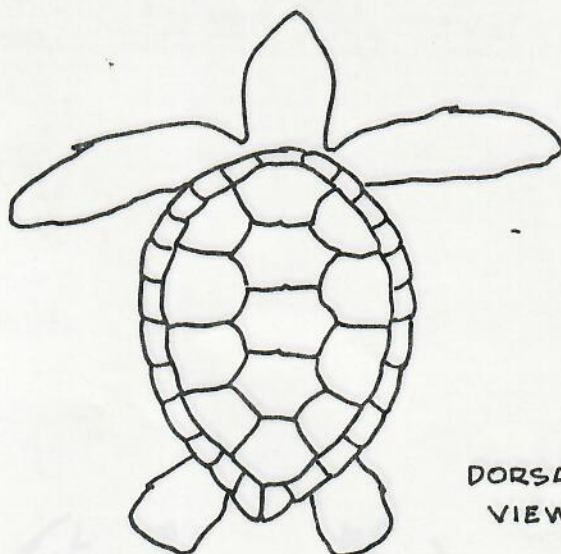
LFL +1

TAG NUMBERS

SEX: ♀



VENTRAL  
VIEW



DORSAL  
VIEW

Date

Area

Time

(S)

(C)

Head

Tail

PL

8/21 [25] 0318 LFL tag dangling, unread  
1982 new tag affixed to LFL +1

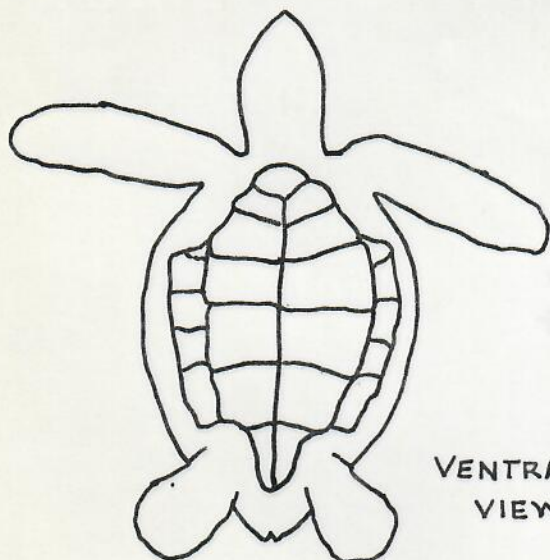
LISIANSKI

6326


LF2 H1

TAG NUMBERS


SEX: ♂



VENTRAL VIEW



DORSAL VIEW



L HIND



R HIND

2 September 1982 [32]

Date

Area

Time 1725

(S) 89.3

(C)

Head

Tail

PL

dark shell, speckled black/olive  
high dome arch to carapace

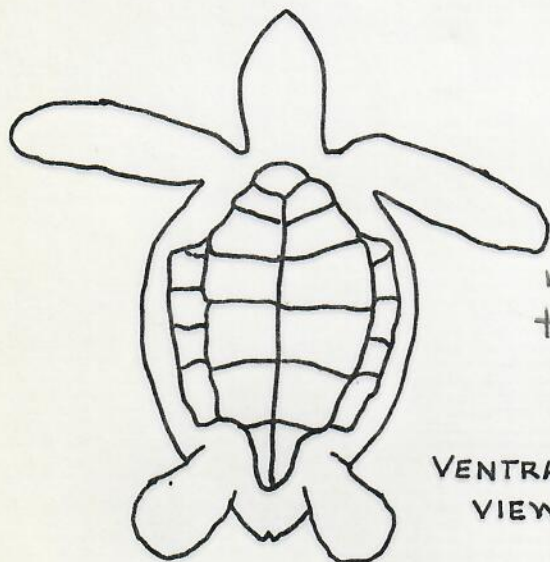
LISIANSKI

6329


6332

TAG NUMBERS

SEX: ♀



VENTRAL VIEW



DORSAL VIEW

Small hole in scale tag scar?

notch 10-11 L. Marginal



Date

Area

Time

(S)

(C)

Head

Tail

PL

9/6/82 [30] 1629 basking thos "08" 3, 4 R. Lat 'White'

pinnae on posterior margin (closed)

clear skin on head & red alga

snout to mouth

Photos



LISIANSKI

6331


6332

RFL


LFL + 1

TAG NUMBERS

SEX: juvenile



VENTRAL VIEW



DORSAL VIEW

11 September 1982 [Camp]

Date

Area

Time 1020

(S)	49.9	x	40.3
(C)	52.8	x	47.5
Head	7.6		
Tail	9.0		
PL	40.8		

caught w/ scoop net

PL clean

pink coralline on posterior margin (dorsal)

clean carapace

no skin barnacles or red alga

unable to open & view mouth

Photos taken

FFL + H100

post. central

Photos taken

# LISIANSKI


# 6333 6334

RFL


LFL

## TAG NUMBERS

SEX: juvenile



VENTRAL VIEW



DORSAL VIEW

11 September 1982 [Camp]

Date

Area

Time 1030

(S)	45.1 x 35.3
(C)	47.9 x 39.7
Head	7.3
Tail	9.5
PL	36.1

Caught w/ scoop net

PL - algae dirt

Algae - ventral post. marginals, neck, pelvis  
ventral FFL + HIND

Skin barnacles - neck, pelvis ventral FFL + HIND

mouth empty

pink coralline algae - post. central

scummy carapace

Photos taken

LISIANSKI


6335 6336

LFL


RFL

TAG NUMBERS

SEX: juvenile



VENTRAL VIEW



DORSAL VIEW

13 September 1982 [47]

Date

Area

Time 1328

(S) 43.0 x 34.7

(C) 46.2 x 40.4

Head 7.1

Tail 8.0

PL 34.0

Caught w/ scoop net  
 (+) skin barnacles on neck, pelvis, ventral FFL + HIND  
 PL clean, Pink coralline on post. carapace + centrals

