

G.H. BALAZS

3 of 3



1992-1993

80P-943-1240

Compositions

Name GEORGE BALAZS ^{KANEHOE BAY}
 School HONOLULU LABORATORY ^{WAIKIKI}
 Southwest Fisheries Center
 2570 Dole Street
 Honolulu, HI 96822-2396
 Grade HANAUMA
MAKAHA

9 3/4 in. x 7 1/2 in. 100 Leaves

BALAZS



Roaring Spring • Roaring Spring, Pa. • 16673

115

LOCATION, SIZE, AND NUMBER OF TUMORS

	#1	#2	#3	#4	Total	Remarks
RT. EYE	1	1			2	
LT. EYE		2			2	
MOUTH		2			2	one on each jaw ledge
NECK		1	1		2	
RFF	2	6		1	9	
LFF		3	1	1	5	
RHF						
LHF						
CLOACA/TAIL						
SEAMS/SCUTES						
INTERNAL						
Total	3	14	2	2	21	

OTHER INFORMATION:

9-22-92

Alonso Aguirre study

Approximate Tumor Size Categories:

#1 = detectable patch to 1cm diameter.

#3 = >4cm to 10cm.

#2 = >1cm to 4cm.

#4 = >10cm.

TUMOR SCORE:

116

LOCATION, SIZE, AND NUMBER OF TUMORS

	#1	#2	#3	#4	Total	Remarks
RT. EYE						
LT. EYE						
MOUTH						
NECK						
RFF						
LFF						
RHF						
LHF						
CLOACA/TAIL						
SEAMS/SCUTES						
INTERNAL						
Total						

OTHER INFORMATION:

Approximate Tumor Size Categories:

#1 = detectable patch to 1cm diameter.

#3 = >4cm to 10cm.

#2 = >1cm to 4cm.

#4 = >10cm.

TUMOR SCORE:

117

LOCATION, SIZE, AND NUMBER OF TUMORS

	#1	#2	#3	#4	Total	Remarks
RT. EYE						
LT. EYE						
MOUTH						
NECK						
RFF						
LFF						
RHF						
LHF						
CLOACA/TAIL						
SEAMS/SCUTES						
INTERNAL						
Total						

OTHER INFORMATION:

Approximate Tumor Size Categories:

#1 = detectable patch to 1cm diameter.

#3 = >4cm to 10cm.

#2 = >1cm to 4cm.

#4 = >10cm.

TUMOR SCORE:

LOCATION, SIZE, AND NUMBER OF TUMORS

	#1	#2	#3	#4	Total	Remarks
RT. EYE		3			3	90% vision loss
LT. EYE		2			2	50% vision loss
MOUTH						
NECK	13	11			24	
RFF	3	5	2		10	
LFF	3	5	2		10	
RHF	2				2	
LHF		3	1		4	
CLOACA/TAIL	1	2			3	
SEAMS/SCUTES						
INTERNAL						
Total	22	31	5		58	

OTHER INFORMATION:

9-23-92

Alonso Aquino study

TUMOR SCORE:

3

Approximate Tumor Size Categories:

#1 = detectable patch to 1cm diameter.

#3 = >4cm to 10cm.

#2 = >1cm to 4cm.

#4 = >10cm.

121

LOCATION, SIZE, AND NUMBER OF TUMORS

	#1	#2	#3	#4	Total	Remarks
RT. EYE		1			1	
LT. EYE	1	1			2	
MOUTH						
NECK			1	1	2	
RFF		1			1	
LFF	2				2	
RHF						
LHF			1		1	
CLOACA/TAIL						
SEAMS/SCUTES						
INTERNAL						
Total	3	3	2	1	9	

OTHER INFORMATION:

9-23-92

Alonso Aguirre study

TUMOR SCORE:

3

LOW

Approximate Tumor Size Categories:

#1 = detectable patch to 1cm diameter.

#3 = >4cm to 10cm.

#2 = >1cm to 4cm.

#4 = >10cm.

See p. 41

LOCATION, SIZE, AND NUMBER OF TUMORS

	#1	#2	#3	#4	Total	Remarks
RT. EYE	2	1				
LT. EYE	1	1				#1-Ridge
MOUTH		2				Both jaw hinge (1 ea.) multi-lobed
NECK	8	5				9 on left side of neck
RFF	2	4				3 #2s are patches
LFF	3	2				
RHF						
LHF	1	1				
CLOACA/TAIL						
SEAMS/SCUTES						
INTERNAL						
Total						

OTHER INFORMATION:

TAG R791-R793
Waikiki Canyons 2/19/93

Approximate Tumor Size Categories:

- #1 = detectable patch to 1cm diameter.
- #2 = >1cm to 4cm.
- #3 = >4cm to 10cm.
- #4 = >10cm.

TUMOR SCORE:

2

123
see pg. 5b

LOCATION, SIZE, AND NUMBER OF TUMORS

	#1	#2	#3	#4	Total	Remarks
RT. EYE	2	1				
LT. EYE		1				ringed
MOUTH						
NECK						
RFF	1	2				RFL - 1#2
LFF	2	5				1#2 associated w/ tag
RHF						
LHF						
CLOACA/TAIL						
SEAMS/SCUTES						
INTERNAL						
Total						

OTHER INFORMATION:

AOL
3-9-93
RFL Y305

Approximate Tumor Size Categories:

#1 = detectable patch to 1cm diameter.
#3 = >4cm to 10cm.

#2 = >1cm to 4cm.
#4 = >10cm.

TUMOR SCORE:

2

Tag pg on 62

LOCATION, SIZE, AND NUMBER OF TUMORS

	#1	#2	#3	#4	Total	Remarks
RT. EYE	1					
LT. EYE						
MOUTH	1					#1 left jaw hinge
NECK	2	6				
RFF						
LFF	1	6				1#2 at tag site 1#2 marked & rechecked
RHF	1					- at tag site
LHF						
CLOACA/TAIL						
SEAMS/SCUTES						
INTERNAL						
Total	6	12			18	

OTHER INFORMATION:

RFL-N 584

Lt eye - suspicious bumps

Approximate Tumor Size Categories:

- #1 = detectable patch to 1cm diameter.
- #2 = >1cm to 4cm.
- #3 = >4cm to 10cm.
- #4 = >10cm.

TUMOR SCORE:

2

125
Jag
pg 71

LOCATION, SIZE, AND NUMBER OF TUMORS

	#1	#2	#3	#4	Total	Remarks
RT. EYE		1				
LT. EYE						
MOUTH						
NECK						
RFF		1				
LFF	-					
RHF		1	1			
LHF		1				
CLOACA/TAIL						
SEAMS/SCUTES						
INTERNAL						
Total						

OTHER INFORMATION:

3/18/93

LFL N858

R32
R33

Approximate Tumor Size Categories:

#1 = detectable patch to 1cm diameter.
#3 = >4cm to 10cm.

#2 = >1cm to 4cm.
#4 = >10cm.

TUMOR SCORE:

21

126

Jan
pg 72

LOCATION, SIZE, AND NUMBER OF TUMORS

	#1	#2	#3	#4	Total	Remarks
RT. EYE						
LT. EYE						
MOUTH	1					left jaw hinge
NECK	1	1				
RFF		3	1			
LFF	1	1	1			
RHF		2				
LHF						
CLOACA/TAIL						
SEAMS/SCUTES						
INTERNAL						
Total						

OTHER INFORMATION:

left eye - suspicious bump
→ anterior corner

3/18/93

R34, R35, R36

Approximate Tumor Size Categories:

#1 = detectable patch to 1cm diameter. #2 = >1cm to 4cm.
#3 = >4cm to 10cm. #4 = >10cm.

TUMOR SCORE: 2

127
Jag 89 75

LOCATION, SIZE, AND NUMBER OF TUMORS

	#1	#2	#3	#4	Total	Remarks
RT. EYE		1				No vision
LT. EYE	1					
MOUTH						
NECK	1	2	1			
RFF		2				
LFF	1	2	1			1#2 on LFL
RHF		3	1			
LHF		2				
CLOACA/TAIL		1	1			
SEAMS/SCUTES						
INTERNAL						
Total						

OTHER INFORMATION:

RFL R 44
3-18-93
AOL

Approximate Tumor Size Categories:

#1 = detectable patch to 1cm diameter.
#3 = >4cm to 10cm.

#2 = >1cm to 4cm.
#4 = >10cm.

TUMOR SCORE:

3

Tag page
84

128

LOCATION, SIZE, AND NUMBER OF TUMORS

	#1	#2	#3	#4	Total	Remarks
RT. EYE		1				#2 - ridge - lower eyelid
LT. EYE	1	2				possibly no vision possible 50% vision
NOSE						
NECK	1	1				
RFF	1					
LFF			1			
RHF	1			1		
LHF						
CLOACA/TAIL	1					near cloaca
SEAMS/SCUTES	1					L. Distal-ventral Front Flipper
INTERNAL						
Total	6	4	1	1		

OTHER INFORMATION:

Approximate Tumor Size Categories:

- #1 = detectable patch to 1cm diameter.
- #2 = >1cm to 4cm.
- #3 = >4cm to 10cm.
- #4 = >10cm.

TUMOR SCORE:

3

129

Tag page on 102

LOCATION, SIZE, AND NUMBER OF TUMORS

	#1	#2	#3	#4	Total	Remarks
RT. EYE		2				Nearly blind
LT. EYE		1				Nearly blind
MOUTH	1	2				#2 on Glottis 1-#1; 1-#2 in each Jawhinge
NECK		3	3			
RFF	2	3	1			
LFF		3	3			
RHF			1			
LHF	1	1				
CLOACA/TAIL						
SEAMS/SCUTES						
INTERNAL						
Total						

OTHER INFORMATION:

VB-120

V437

Moderate Emaciation

Leechs / Leech Eggs

Approximate Tumor Size Categories:

#1 = detectable patch to 1cm diameter.

#3 = >4cm to 10cm.

#2 = >1cm to 4cm.

#4 = >10cm.

TUMOR SCORE:

3

Tog page on 103

LOCATION, SIZE, AND NUMBER OF TUMORS

	#1	#2	#3	#4	Total	Remarks
RT. EYE		1				
LT. EYE		2				-ringed
MOUTH						
NECK		2				
RFF		1	1			
LFF		4				
RHF						
LHF		1				
CLOACA/TAIL			1			
SEAMS/SCUTES						
INTERNAL						
Total						

OTHER INFORMATION:

6-29-93

Approximate Tumor Size Categories:
 #1 = detectable patch to 1cm diameter. #2 = >1cm to 4cm.
 #3 = >4cm to 10cm. #4 = >10cm.

TUMOR SCORE:

3

1131

Jay page on 104

LOCATION, SIZE, AND NUMBER OF TUMORS

	#1	#2	#3	#4	Total	Remarks
RT. EYE		2				ringed
LT. EYE	1	1				
MOUTH	3	1				1#1 , 1#1 in each jaw hinge 1#1 & 1#2 on roof of mouth
NECK						
RFF						
LFF				1		
RHF						
LHF						
CLOACA/TAIL			2			
SEAMS/SCUTES						
INTERNAL						
Total						

OTHER INFORMATION:

LFL 11617

Approximate Tumor Size Categories:

#1 = detectable patch to 1cm diameter.
 #3 = >4cm to 10cm.

#2 = >1cm to 4cm.
 #4 = >10cm.

TUMOR SCORE:

3

135

see p 153

LOCATION, SIZE, AND NUMBER OF TUMORS

	#1	#2	#3	#4	Total	Remarks
RT. EYE						
LT. EYE						
MOUTH						
NECK		1				Patch
RFF	1	1				Pink/smooth/#1/ventral
LFF						
RHF						
LHF	1					Patch
CLOACA/TAIL	1					
SEAMS/SCUTES						
INTERNAL						
Total						

OTHER INFORMATION: J65 6/30/93 The Canyons

(#2 / Black / Papillos / Neck / J65-A
 Normal Skin / Left Shoulder / J65-B
 #2 / Black / Papillos / RFF / J65-C
 #1 / Pink (Smooth) / Ventral - RFFV - J65-D
 core taken completely through flipper

Approximate Tumor Size Categories:
 #1 = detectable patch to 1cm diameter. #2 = >1cm to 4cm.
 #3 = >4cm to 10cm. #4 = >10cm.

#1 / Gray / Smooth / cloaca J65-E

TUMOR SCORE: 1

136

LOCATION, SIZE, AND NUMBER OF TUMORS

	#1	#2	#3	#4	Total	Remarks
RT. EYE	1				1	
LT. EYE	1				1	
MOUTH						Clean
NECK	1	1			2	
RFF	1	2			3	(#2 RIGHT out of TAG piece site)
LFF	1	#1			2	& 1-#2 at tag tear site
RHF						
LHF						
CLOACA/TAIL						
SEAMS/SCUTES						
INTERNAL						
Total					9	

OTHER INFORMATION:

P. 157
 Mark ✓ 465
 Reef 9/15/93

Approximate Tumor Size Categories:

- #1 = detectable patch to 1cm diameter.
- #2 = >1cm to 4cm.
- #3 = >4cm to 10cm.
- #4 = >10cm.

TUMOR SCORE:

1

144

LOCATION, SIZE, AND NUMBER OF TUMORS

	#1	#2	#3	#4	Total	Remarks
RT. EYE						
LT. EYE						
MOUTH						
NECK						
RFF						
LFF						
RHF						
LHF						
CLOACA/TAIL						
SEAMS/SCUTES						
INTERNAL						
Total						

OTHER INFORMATION:

Approximate Tumor Size Categories:

#1 = detectable patch to 1cm diameter.
#3 = >4cm to 10cm.

#2 = >1cm to 4cm.
#4 = >10cm.

TUMOR SCORE:

6/23/93

Bugsies of

145

6-23-93

V4370 page 102

V437A

R. Dorsal Neck / #2 / Black / Pappiliform

V437B

Trailing edge of R. Flap / #3 / Pink / Smooth

3/2/93

V437C

R. Shoulder / #2 / Black / Pappiliform

R.H. 17

V437D

R. Shoulder / #2 / Black / Smooth

R.L. 17

V437E

R. Neck / #2 / White / Pappiliform

V437F

L.F.F. / #3 / Pink / Smooth


V437G

L.H. / #1 / Gray / Pappiliform

V437H

Narrow Skin /

Handwritten notes on the left margin, including "the of the" and "to" written vertically.



146

LOCATION, SIZE, AND NUMBER OF TUMORS

	#1	#2	#3	#4	Total	Remarks
RT. EYE						
LT. EYE						
NOSE						
NECK						
RFF						
LFF						
RF						
LF						
CLOAK/PAW						
SEAM/SCOTE						
INTERNAL						
Total						

3-9-93

RH 14100

R 800
Pg. 45

OTHER INFORMATION:

Approximate Tumor Size Categories:
 #1 = detectable patch to 1cm diameter. #2 = >1cm to 4cm.
 #3 = >4cm to 10cm. #4 = >10cm.

TUMOR SCORE:

6/23/93

KBY AOL Capture and release

Biopsies of

147

6-23-93

V4370

page 102

for
John
Gundberg
10% formalin,
the after
12 hours
to
70%
ethanol

V437A R. Dorsal Neck / #2 / Black / Pappiliform

V437B Trailing Edge of R.F. Flipper / #3 / Pink / Smooth

V437C R. Shoulder / #2 / Black / Pappiliform

V437D R. Shoulder / #2 / Black / Smooth

V437E R. Neck / #2 / white / Pappiliform

V437F LFF / #3 / Pink / Smooth

V437G LH / #1 / Gray / Pappiliform

V437H Normal Skin /

Tot #4 - MARKS LFL-11623; R34-11624; LH-11625

11623A Smooth / Pink / Projectiliform / #2

11623B LFF / trailing edge / #2 / Pink / Pappiliform

11623C R. Eye / #2 / Gray / Pappiliform

11623D Normal Skin - Left Shoulder

SAMPLE DATE:
6-29-93

149

TURT #1 AOL 11616-RH; 11614-~~R~~FL; 11615-R3-4

TAG 11614

11614A DORSAL NECK / #2 ^{Lg.} Tumor / Gray / Pappiliform
(Lg diameter projectiles)

- NO MOUTH CHECK
- NO WEIGHT

11614B RFF / #3 Tumor / Gray / Pappiliform

11614C Neck / #2 ^{L.} Tumor / Pink / Pappiliform

11614D Normal SKIN ~ L. Shoulder

11624

11623

LH 11625

TURT #2 - AOL

TAG 11617 11617-LFL; 11618-RFL; 11619-RH

11617A L. Shoulder / #3⁴ / Pappiliform / Gray

11617B ~~L.~~ TAIL / #3 / Pappiliform / Gray - NO WEIGHT

11617C Normal SKIN - L. Shoulder

11617D L. Shoulder / #4 / Prickly / projectile ^{1 cm in diam.}

TURT #3 - Marks

LFL-11620; R³⁻⁴ 11621; RH 11622

11620 A L. Jawhinge / Smooth / White / #1

11621 B N. SKIN / L. Shoulder

TURT #4 - marks LFL-11623; R34-11624; LH-11625

11623A Smooth / Pink / Projectile / Mouth / #2

11623B LFF / Trailing edge / #3 / Pink / Pappiliform

11623C R. Eye / #2 / Gray / Pappiliform

11623D Normal SKIN - Left Shoulder

6

Cont. from p. 105

151 / evd

SEA TURTLE TAGGING FORM

CAPTURE DATE, LOCATION AND METHOD:

6-29-93 Mark's Reef Hand/Smoked

PERSON RECORDING DATA: RM

OLD TAGS: []
TUMOR SCORE: [3]

NEW TAGS: ^{R3-4} RFL [11624]
LFL [11623]
OTHER NEW TAGS: LH [11625]

STRAIGHT CARAPACE-LENGTH: [80.8] WIDTH: [62.8]

NOTCH LENGTH: [80.7]

CURVED CARAPACE LENGTH: [87.0] WIDTH: [80.5]

HEAD WIDTH: [-] SEX: MALE, FEMALE OR UNDETERMINED []

TAIL LENGTH: T [-] C [-]

RIGHT FRONT FLIPPER WIDTH: [-] SAMPLES COLLECTED:

PLASTRON LENGTH: [-] Tumor biopsies for John Sundberg

WEIGHT: [-] [] []

DESCRIPTIVE REMARKS: moderate emaciation 40 DB's adult leeches VB's numerous

bu 152

01.1.1993

LOCATION, SIZE, AND NUMBER OF TUMORS

	#1	#2	#3	#4	Total	Remarks
RT. EYE	1	1				
LT. EYE		1				
MOUTH		2				Rt jaw hinge
NECK		1				
RFF			1			
LFF		2	1			#2 both trailing edge #3 poss. regression
RHF			1			
LHF						
CLOACA/TAIL						
SEAMS/SCUTES						
INTERNAL						
Total						

OTHER INFORMATION:

6/29/93
TAG 11624

TUMOR SCORE:

3

Turn p. 135

153

SEA TURTLE TAGGING FORM

CAPTURE DATE, LOCATION AND METHOD:

6/30/93	The Canyons, Waikiki	Hand Capture Scuba
PERSON RECORDING DATA: MAJ		

OLD TAGS:

NEW TAGS:

RFL	J66
LFL	J65

TUMOR SCORE

1

OTHER NEW TAGS:

RH	J67
LH	J68

STRAIGHT CARAPACE-LENGTH:

47.8

WIDTH:

38.8

NOTCH LENGTH:

47.6

CURVED CARAPACE LENGTH:

51.5

WIDTH:

47.0

HEAD WIDTH:

7.7

SEX: MALE, FEMALE OR UNDETERMINED

U

TAIL LENGTH:

T	9.0
---	-----

c

6.0

RIGHT FRONT FLIPPER WIDTH:

8.7

SAMPLES COLLECTED:

PLASTRON LENGTH:

39.7

WEIGHT:

40.0

DESCRIPTIVE REMARKS:

Taken to lab overnight
for biopsies for John Sundberg
Held overnight
released 7/1/93 AM at
Pt DeCussey Beach

BIOPSY SAMPLES

taken 7-1-93

pg 135 (details) NOT FOR TAGS

154

281.9 seawater = 28°C

SEA TURTLE TAGGING FORM

CAPTURE DATE, LOCATION AND METHOD:

1	Atlantis Reef Divers Hand-Snorkel	8-27-93 Waikiki Canyon's
PERSON RECORDING DATA: BW		

OLD TAGS:

N 741-RFL
N 742-LFL
N 743-RH

TUMOR SCORE

0

NEW TAGS: RFL

TAG Recovery

LFL

OTHER NEW TAGS:

LH-K38

STRAIGHT CARAPACE-LENGTH:

52.6

WIDTH:

51.5

NOTCH LENGTH:

52.2

CURVED CARAPACE LENGTH:

55.5

WIDTH:

50.5

HEAD WIDTH:

~~7.6~~ 8.6

SEX: MALE, FEMALE OR UNDETERMINED

U

TAIL LENGTH: T

11.5

c

8.5

RIGHT FRONT FLIPPER WIDTH:

10.6

SAMPLES COLLECTED:

PLASTRON LENGTH:

41.7

WEIGHT:

47.0

DESCRIPTIVE REMARKS:

Month check - OK ; PCA

2

155

SEA TURTLE TAGGING FORM

CAPTURE DATE, LOCATION AND METHOD:

Atlantis Reef Divers Hand-Scuba		Waikiki "Canyons"	Sid "Victims"
PERSON RECORDING DATA: BW		8-27-93	

OLD TAGS:

LFL H890

NEW TAGS: RFL

RFL H91

LFL

TUMOR SCORE

LH H92

OTHER NEW TAGS:

0

STRAIGHT CARAPACE-LENGTH:

49.2

WIDTH:

39.6

NOTCH LENGTH:

48.8

CURVED CARAPACE LENGTH:

54.5

WIDTH:

47.0

HEAD WIDTH:

8.5

SEX: MALE, FEMALE OR UNDETERMINED

U

TAIL LENGTH: T

9.0

C

6.0

RIGHT FRONT FLIPPER WIDTH:

8.9

SAMPLES COLLECTED:

PLASTRON LENGTH:

39.7

WEIGHT:

48.0

DESCRIPTIVE REMARKS:

Dental Patch 2nd central looks good (intact)

33 156 end

SEA TURTLE TAGGING FORM

CAPTURE DATE, LOCATION AND METHOD:

Atlantis Reef Divers	Waikiki Canyons	8-27-93
PERSON RECORDING DATA: BW	Hand-Snorkel	

OLD TAGS:

TUMOR SCORE

NEW TAGS: RFL

K-39

LFL

K-40

OTHER NEW TAGS:

RH-K-41

LH-K42

STRAIGHT CARAPACE-LENGTH: 50.5

WIDTH: 39.7

NOTCH LENGTH: 50.3

CURVED CARAPACE LENGTH: 54.0

WIDTH: 47.0

HEAD WIDTH: 8.5

SEX: MALE, FEMALE OR UNDETERMINED

U

TAIL LENGTH: T 10.5 c 6.5

RIGHT FRONT FLIPPER WIDTH: 9.5

SAMPLES COLLECTED:

PLASTRON LENGTH: 40.1

WEIGHT: 38.0

DESCRIPTIVE REMARKS:

Month check PCA

OK

THIS TAG ALREADY EXPANDED

157

SEA TURTLE TAGGING FORM

CAPTURE DATE, LOCATION AND METHOD:

9/15/93 MAEK Reef

PERSON RECORDING DATA: GHB/BW Hard Sorkel

OLD TAGS:

PC ready expanded TUMOR SCORE

V465 RFL

NEW TAGS: RFL

LFL

TUMOR SCORE

V467 LH

OTHER NEW TAGS:

L-3-4-(K-43)

1

STRAIGHT CARAPACE-LENGTH:

45.7

WIDTH:

36.7

NOTCH LENGTH:

45.2

CURVED CARAPACE LENGTH:

49.0

WIDTH:

44.0

HEAD WIDTH:

—

SEX: MALE, FEMALE OR UNDETERMINED

—

TAIL LENGTH: T

—

C

—

RIGHT FRONT FLIPPER WIDTH:

—

SAMPLES COLLECTED:

PLASTRON LENGTH:

~~36.7~~ 36.1

Tumor P.136

WEIGHT:

28.0

Chelonibia Testudinaria

DESCRIPTIVE REMARKS:

LFL Healed notch with tumor tissue on out edges. PCA

CT barnacles removed from tags

14 DB

largest 3.7^{cm}, 3.7^{cm}, 4.0^{cm} - All 14 removed

9VB-1 removed

2 158

see MRI P. 170-171

9/20/93
Release into Kure
Bay
Lihou Point

SEA TURTLE TAGGING FORM

CAPTURE DATE, LOCATION AND METHOD:

Wed 9-15-93 Marks Reef Hand-Snorkel

PERSON RECORDING DATA: BW

OLD TAGS:

Box with diagonal line through it, representing no old tags.

NEW TAGS: RFL

K45

LFL

K44

OTHER NEW TAGS:

RH K47

LH K46

TUMOR SCORE

0

STRAIGHT CARAPACE-LENGTH:

51.8

WIDTH:

41.3

NOTCH LENGTH:

51.5

CURVED CARAPACE LENGTH:

55.0

WIDTH:

48.0

HEAD WIDTH:

8.5

(MAGNETIC Resonance Imaging)

SEX: MALE, FEMALE OR UNDETERMINED

U

TAIL LENGTH: T

10.5

C

7.0

RIGHT FRONT FLIPPER WIDTH:

9.4

SAMPLES COLLECTED

PLASTRON LENGTH:

43.0

WEIGHT:

43 #

Brought in to captivity for use

DESCRIPTIVE REMARKS:

14DB (all removed)

MRI "Normal" turtle
26VB removed

Fresh water bath at 27

Sample collected - Blood by Alfonso Alvarez 9/20/93

SEA TURTLE TAGGING FORM

159

CAPTURE DATE, LOCATION AND METHOD:

[Empty box for capture date, location and method]

PERSON RECORDING DATA:

OLD TAGS:

[Empty boxes for old tags]

NEW TAGS: RFL

[Empty boxes for new tags RFL]

LFL

OTHER NEW TAGS:

[Empty boxes for other new tags]

TUMOR SCORE

[Empty box for tumor score]

STRAIGHT CARAPACE-LENGTH:

[Empty box for straight carapace length]

WIDTH:

[Empty box for width]

NOTCH LENGTH:

[Empty box for notch length]

CURVED CARAPACE LENGTH:

[Empty box for curved carapace length]

WIDTH:

[Empty box for width]

HEAD WIDTH:

[Empty box for head width]

SEX: MALE, FEMALE OR UNDETERMINED

[Empty box for sex]

TAIL LENGTH: T

[Empty box for tail length T]

C

[Empty box for tail length C]

RIGHT FRONT FLIPPER WIDTH:

[Empty box for right front flipper width]

SAMPLES COLLECTED:

[Empty box for samples collected]

PLASTRON LENGTH:

[Empty box for plastron length]

WEIGHT:

[Empty box for weight]

[Empty boxes for additional measurements]

DESCRIPTIVE REMARKS:

TUMOR SCORE:

[Empty box for tumor score]

160

(1)

7-14-93
KBAY

Reef 42

Hand / Snorkel

PERSON RECORDING DATA: BW

OLD TAGS:

NEW TAGS: ~~BFL~~
~~LFL~~
OTHER NEW TAGS: ~~COH~~

TUMOR SCORE
2

~~11589~~ ¹¹⁵⁸⁶ R1-2
~~11590~~ L3-4
~~11587~~
~~11591~~ RH
11588

STRAIGHT CARAPACE-LENGTH: 53.7

WIDTH: 41.7

NOTCH LENGTH: 53.5

CURVED CARAPACE LENGTH: 57.5

WIDTH: 49.5

HEAD WIDTH: 8.7

SEX: MALE, FEMALE OR UNDETERMINED

TAIL LENGTH: T 11.5

C 2.5

RIGHT FRONT FLIPPER WIDTH: 9.1

SAMPLES COLLECTED:

PLASTRON LENGTH: 44.0

Biopsies for
~~A. Reith~~

WEIGHT: 40.0#

AT R. Morris
CLINIC

DESCRIPTIVE REMARKS:

Held overnight and released 7/15/93
Lilipuna Pier.

36 DB's 95 VB's (small size)

Moderate Emaciation

left on

161

LOCATION, SIZE, AND NUMBER OF TUMORS

	#1	#2	#3	#4	Total	Remarks
RT. EYE	1	1				25% vision
LT. EYE		1				NO VISION
MOUTH		3				RJH-#2
NECK		3				1-#2 ea. J. Hing
RFF		1				
LFF	2	3				
RHF						
LHF						
CLOACA/TAIL		1				
SEAMS/SCUTES						
INTERNAL						
Total	3	13			16	

OTHER INFORMATION:

11586

7/14/93

TUMOR SCORE:

2

162 (2)

KBA AOL

7-14-93

Boat Dive

PERSON RECORDING DATA:

OLD TAGS:

TUMOR SCORE

3

NEW TAGS:

RFL

L3-4 11589

LFL

R3-4 11590

OTHER NEW TAGS:

LH 11591

STRAIGHT CARAPACE-LENGTH:

49.1

WIDTH:

38.4

NOTCH LENGTH:

49.0

CURVED CARAPACE LENGTH:

52.5

WIDTH:

45.0

HEAD WIDTH:

8.5

SEX: MALE, FEMALE OR UNDETERMINED

TAIL LENGTH: T

11.0

C

[]

RIGHT FRONT FLIPPER WIDTH:

8.6

SAMPLES COLLECTED

PLASTRON LENGTH:

39.8

[]

WEIGHT:

30#

Biopsies for A. Reith

AT R. MORRIS CLINIC

DESCRIPTIVE REMARKS:

17 DB'S 11 VB'S (left an)
mild rate emaciation

Held overnight and released
7/15/93
Lipona Pier.

4/63

LOCATION, SIZE, AND NUMBER OF TUMORS

	#1	#2	#3	#4	Total	Remarks
RT. EYE		1				#2 ringed all around
LT. EYE		2				10% vision
MOUTH		4				2-#2 on roof 1-#2 W H 1-#2 in esophagus
NECK	2	8				
RFF	2	4				Large 1's
LFF		5				
RHF	1	4				
LHF		3				
CLOACA/TAIL		2				
SEAMS/SCUTES						
INTERNAL						
Total	5	33			35	

OTHER INFORMATION:

Adult leeches on LFF
+ leech eggs

11589

7/14/93

164 (3)

(10) RFL R415 - caught and released at Mark's Reef

SEA TURTLE TAGGING FORM

CAPTURE DATE, LOCATION AND METHOD:

KBay	7-14-93	Mark's Reef	Hand/Snorkel
PERSON RECORDING DATA:		RM	

OLD TAGS:

RFL V96
LFL V97
RH V98

NEW TAGS: RFL

TUMOR SCORE

0

OTHER NEW TAGS:

STRAIGHT CARAPACE-LENGTH:

53.1

WIDTH:

41.9

NOTCH LENGTH:

52.9

CURVED CARAPACE LENGTH:

57.0

WIDTH:

50.5

HEAD WIDTH:

9.0

SEX: MALE, FEMALE OR UNDETERMINED

--

TAIL LENGTH: T

10.5

C

6.5

RIGHT FRONT FLIPPER WIDTH:

8.9

SAMPLES COLLECTED

PLASTRON LENGTH:

43.8

WEIGHT:

49 #

DESCRIPTIVE REMARKS:

PCA

(4) 165

7-14-93 AOL Boat Dive

PERSON RECORDING DATA: BW

OLD TAGS:

NEW TAGS:

RFL 11580

LFL 11581

OTHER NEW TAGS:

RA 11582

TUMOR SCORE

0

STRAIGHT CARAPACE-LENGTH:

42.0

WIDTH:

32.2

NOTCH LENGTH:

41.9

CURVED CARAPACE LENGTH:

44.5

WIDTH:

39.0

HEAD WIDTH:

7.3

SEX: MALE, FEMALE OR UNDETERMINED

1

TAIL LENGTH:

T 7.0

C

5.5

RIGHT FRONT FLIPPER WIDTH:

7.4

PLASTRON LENGTH:

33.9

WEIGHT:

26.0

40 DB's ; 8 VB's (at left) split
 Pre-central (marginals)
 Right eye - suspicious bump
 Leech eggs ; Released at Reef

166 (H) (5)

KBAY/AOL Boat Dive 7-14-93

PERSON RECORDING DATA: BW

OLD TAGS: RFL V551
LFL V552
RH V553
TUMOR SCORE: 2

NEW TAGS: RFL
LFL
OTHER NEW TAGS:

STRAIGHT CARAPACE-LENGTH: 54.3

WIDTH: 44.5

NOTCH LENGTH: 54.0

CURVED CARAPACE LENGTH: 58.5

WIDTH: 52.0

HEAD WIDTH: 8.9

SEX: MALE, FEMALE OR UNDETERMINED

TAIL LENGTH: T 11.5 C 8.0

RIGHT FRONT FLIPPER WIDTH: 9.5

PLASTRON LENGTH: 42.9

WEIGHT: 47.0

PLASTRON LENGTH:

WEIGHT: 49#

DESCRIPTIVE REMARKS:

P.C.K.

V551

7/14/93

167

Released: Rec 7/42

Clean mouth

20% vision / 80% loss

No vision in eye

1-#2 at RFL tag site
1-#1; 1-#2

~~LFAL~~

1 DB; PCA

Tumors

L Eye

R Eye

Neck - 1-#2

1-#2;

1-#1

1-#1

1-#2

1-#1; 1-#2

168

(6)

KRAY AOL

7-14-93

Boat Dive

PERSON RECORDING DATA:

RM

OLD TAGS:

NEW TAGS:

RFL

9099

LFL

9100

TUMOR SCORE

0

OTHER NEW TAGS:

RA 11626

STRAIGHT CARAPACE-LENGTH:

42.2

WIDTH:

36.9

NOTCH LENGTH:

41.5

CURVED CARAPACE LENGTH:

44.0

WIDTH:

43.0

HEAD WIDTH:

7.0

SEX: MALE, FEMALE OR UNDETERMINED

-

TAIL LENGTH: T

8.5

C

5.5

RIGHT FRONT FLIPPER WIDTH:

7.4

SAMPLES COLLECTED:

PLASTRON LENGTH:

32.9

WEIGHT:

24.0 #

DESCRIPTIVE REMARKS:

~~HAIR~~ halophila in mouth

PCA

left on

10 VB'S
3 DB'S

(8) (9) *evd*
V159 (RFL) sighted in hole & not disturbed / V545 (RFL) caught at Reef 42
Reef 42 and Released

SEA TURTLE TAGGING FORM

CAPTURE DATE, LOCATION AND METHOD:

(7) KBAY Reef 42 7-14-93 Hand/Snorkel

PERSON RECORDING DATA: RM

OLD TAGS:

NEW TAGS:

RFL 11579
LFL 11578

TUMOR SCORE

0

OTHER NEW TAGS:

RH 11577

STRAIGHT CARAPACE-LENGTH:

65.6

WIDTH:

52.3

NOTCH LENGTH:

64.6

CURVED CARAPACE LENGTH:

68.5

WIDTH:

65.5

HEAD WIDTH:

9.7

SEX: MALE, FEMALE OR UNDETERMINED

--

TAIL LENGTH:

T 11.0

C

6.5

RIGHT FRONT FLIPPER WIDTH:

11.4

SAMPLES COLLECTED:

PLASTRON LENGTH:

53.0

WEIGHT:

80.0 #

DESCRIPTIVE REMARKS:

Left on 51 VB'S 3 DB'S PCA
several adult leeches in left jaw hinge

170

SEA TURTLE NECROPSY/TUMOR FORM

NECROPSY DATE: ~~1~~ /

STRANDING ID, DATE AND LOCATION:

STRAND 8-28-93

Kahana, Maui

TO Kewalo
IN captivity
MRI 9/18/93

PERSON RECORDING DATA:

Rm

DESCRIPTIVE REMARKS:

CA
mild ~~emaciation~~ emaciation



Magnetic Resonance
imaging (MRI) conducted
on brain at Straub Hospital
by Dr. Robert Lipman 9/18/93.

MRI comparison with normal

TAGS:

K201 L3-4

K202 RH

SEX: MALE FEMALE OR
UNDETERMINED

New
10/1/93

turtle K44
from Kaneohe
Bay 9/15/93

STRAIGHT CARAPACE-LENGTH:

50.0

WIDTH:

39.7

NOTCH LENGTH:

49.8

CURVED CARAPACE LENGTH:

53.5

WIDTH:

47.0

HEAD WIDTH:

8.1

TAIL LENGTH: T

10.0

c

6.5

RIGHT FRONT FLIPPER WIDTH:

8.6

SAMPLES COLLECTED:

PLASTRON LENGTH:

39.2

WEIGHT:

30#

Released 10/1/93 at Kaneohe Bay, Kaneohe
Beach Park

171

LOCATION, SIZE, AND NUMBER OF TUMORS

	#1	#2	#3	#4	Total	Remarks
RT. EYE		3				
LT. EYE	1	1				
MOUTH		5				1 on roof, 1 on g-lth, 1 on LSH
NECK		13				#2 on RSH
RFF	3	12				
LFF		12				
RHF	1	4				
LHF		2				
CLOACA/TAIL	1					- Cloaca
SEAMS/SCUTES	1	1				#2 on or next to intergear scute #1 at side of skull or face
INTERNAL						
Total	7	53			60	

OTHER INFORMATION:



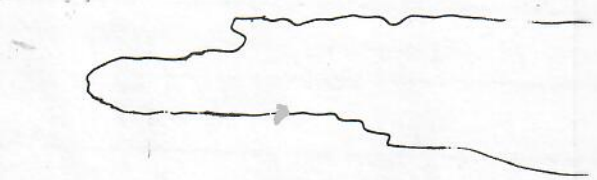


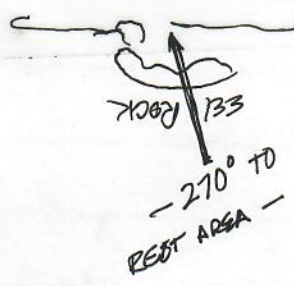
8/28/93
Kahana strand
Maui

K201) released
K202 in KBay
10/11/93


TUMOR SCORE:

3

178



8/21/92
by
John
Wilson



CATCH
BASIN

01-24-92
 Tags: H90 LFL/H91 RFL/H92 LHF
 SL=45.6cm
 Weight=29.0#


SID

05-15-92
 Tags: H90 LFL/H91 RFL/H92 LHF
 SL=45.6cm
 Weight=31.0#

Wahki
 Canyons

09-18-92
 Tags: H90 LFL/H91 RFL/H92 LHF
 SL=46.9cm
 Weight=33.0#

11-20-92
 Tags: H90 LFL/H91 RFL/H92 LHF
 SL=47.5cm
 Weight=Not taken 3916



16 cubic foot = 1 cord foot of wood
 128 cubic feet = 1 cord of wood
 or 8 cord feet

NOTE:—A cord of wood is equivalent to a pile 8 feet long, 4 feet wide, and 4 feet high.

24 cubic feet = 1 perch (P.)
 NOTE:—A perch of stone or brick is equivalent to a section 16 1/2 feet long, 1 1/2 feet wide, and 1 foot high. The unit is sometimes understood to mean 16 1/2 cubic feet and, sometimes 25 cubic feet.

40 cubic feet = 1 measurement ton, foot = U. S. Shipping

42 cubic feet = 1 ton British Shipping

40 feet of round timber, or 50 feet of hewn timber = 1 ton or load

AVOIRDUPOIS WEIGHT

(Used in weighing all articles except drugs, gold, silver and precious stones)

27-11/32 grains (gr.) = 1 dram (dr.)

16 drams = 1 ounce (oz.)

437 1/2 grains = 1 pound (lb.)

16 ounces = 1 pound (lb.)

25 pounds = 1 quarter (qr.)

4 quarters = 1 hundred-weight (cwt.)

or 100 pounds weight (cwt.)

2000 pounds or 20 hundredweight = 1 ton (T.)

NOTE:—The ton and hundredweight above given are those in common use in the United States.

2240 pounds = 1 long ton (L. T.)

136 cubic feet of air weights = 1 pound

NOTE:—The grain has the same value in the Avoirdupois, Apothecaries' and Troy systems.

SQUARE MEASURE

144 square inches = 1 square foot (sq. ft.)

9 square feet = 1 square yard (sq. yd.)

30 1/4 square yards or 272 1/4 square feet = 1 square rod or 1 perch

40 square rods = 1 rood (R.)

160 square rods = 1 acre (A.)

640 acres = 1 square mile (sq. mi.)

A square having an area of 1 acre, measures 208.71 feet on each side.

1 township = 36 sections each 1 mile square

1 section = 640 acres

1/4 section = 1/2 mile square or 160 acres

1/2 section = 1/2 mile long and 1/2 mile wide or 80 acres

1 acre = 4840 square yards

1 acre = a lot 208.71 feet square

LINEAR MEASURE

1/12 inch = 1 line

12 inches = 1 foot (ft.)

3 feet = 1 yard (yd.)

5 1/2 yards or 16 1/2 feet = 1 rod (rd.) or pole

40 rods (660 f. =) = 1 furlong (fur.)

320 rods (5280 feet or 8 furlongs) = 1 statute mile (m.)

3 miles = 1 league

6 feet = 1 fathom

120 fathoms = 1 cable-length

7 1/2 cables = 1 statute mile

5280 feet = 1 statute mile

6080.2 feet = 1 geographical or nautical mile

1 geographical mile = 1.15155 statute mile

60 geographical miles = 1 degree longitudes

1 degree at equator = 1 degree longitudes

360 degrees = circumference of earth at equator

CIRCULAR MEASURE

60 seconds (") = 1 minute (')

60 minutes = 1 degree (°)

90 degrees = 1 quadrant

360 degrees = 1 circumference

A degree of the earth's surface on a meridian equals approximately 69 miles.

APOTHECARIES' FLUID MEASURE

60 minims = 1 fluid dram

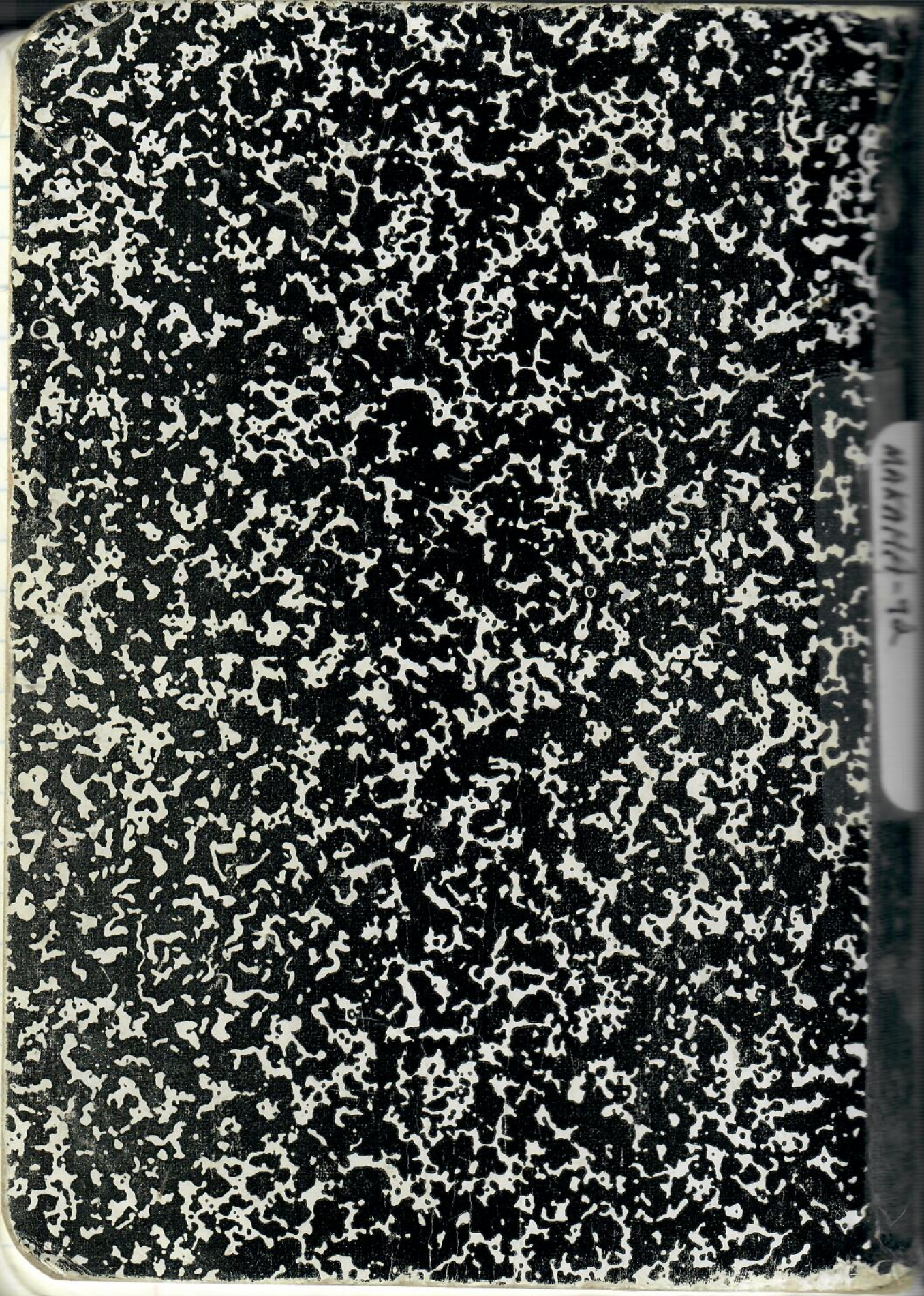
8 fluid drams = 1 fluid ounce

16 fluid ounces = 1 pint

8 pints = 1 gallon

MULTIPLICATION TABLE

1	2	3	4	5	6	7	8	9	10	11	12
2	4	6	8	10	12	14	16	18	20	22	24
3	6	9	12	15	18	21	24	27	30	33	36
4	8	12	16	20	24	28	32	36	40	44	48
5	10	15	20	25	30	35	40	45	50	55	60
6	12	18	24	30	36	42	48	54	60	66	72
7	14	21	28	35	42	49	56	63	70	77	84
8	16	24	32	40	48	56	64	72	80	88	96
9	18	27	36	45	54	63	72	81	90	99	108
10	20	30	40	50	60	70	80	90	100	110	120
11	22	33	44	55	66	77	88	99	110	121	132
12	24	36	48	60	72	84	96	108	120	132	144



MARKED - 12