

NMFS, HONOLULU LAB
Marine Turtle Research
2570 Dole Street
Honolulu, HI 96822-2396

Mead
COMPOSITION

BALAZS

KANEHOHE BAY

100 sheets • 200 pages

808-943-1240

9¾ x 7½ in / 24.7 x 19.0 cm

wide ruled • 09910

WAIKIKI

© 1987 — The Mead Corporation, Dayton, Ohio 45463 U.S.A.

WAIKIKI 4/95 - 1/96
KBAY 9/94 - 1/96

3 OF 3

Mead

See pages in this book = possible,

IF

KBAy

TAGS THAT SHOULD BE REMOVED:

Side Summary "end of book" WAIKIKI CAUTION

SQUARE DEAL

- ① J527, J530, J528, J529
 - ② J533
 - ③ J535, J536
 - ④ J537, J538, J539, J540
 - ⑤ J541, J542, J543, J544
- J545

CLASS PROGRAM

NAME _____ ADDRESS _____

SCHOOL **MARSHALL IS.** CLASS **GREEN**

confession *3-7-96* *6/4/96*

	PERIOD 1	PERIOD 2	PERIOD 3	PERIOD 4	PERIOD 5	PERIOD 6	PERIOD 7	PERIOD 8
MONDAY	TIME FROM TO							
	SUBJECT							
	ROOM							
TUESDAY	INSTRUCTOR							
	SUBJECT							
	ROOM							
WEDNESDAY	INSTRUCTOR							
	SUBJECT							
	ROOM							
THURSDAY	INSTRUCTOR							
	SUBJECT							
	ROOM							
FRIDAY	INSTRUCTOR							
	SUBJECT							
	ROOM							
SATURDAY	INSTRUCTOR							
	SUBJECT							
	ROOM							

All PITS LFF does not. Summary of Confession

6/23/95 Kawai'ui Release from W. Beach.

22 SEPT. 94 KBAY MARKS Reef = 1
THURSDAY J683-J700 A.O.L. = 8 (1 Recap from 9/12)
3. Schwedler TAGS USED J526-J529 :: 8 CAPTURES (2 Recap)
Sears A.A. TOTAL (4 TMR)

TAGS USED = ~~0000~~ J531-J545 ← Duplicates of KBAY 9/2/94
Some

23 SEPT. 94 KBAY MARKS Reef = 1
FRIDAY Reef 42 = 1
A.O.L. = 8
TOTAL = 10 (4 New, 6 Recap)
1 TMR 3 TMR

2 DEC 94 Kewalo Basin Weigh, measure, bleed, & FAT Biopsy
9 Turtles Laproscopy AT of Yonah's Captive
12/15/94 → MAKAI CLINIC
+ TMR Then released all 9 Turtles.
Scores AT KANEHE BAY BEACH AREA

20 JANUARY 95 Denise Ellis, S.H. GHB & S.H.
1 capture at Mark Reef (10 others seen, all vicinity of cleaning station)
8 A.O.L. 1 recovery, 3 recovery
9 TOTAL (2 TMR, 7 clean) (2 turtles plasma tmr, 6 turtles plasma clean)

12/30/94 measurements & 1/3/95 release of
= straddled hawkbill (disoriented) and olive ridley (ashw=)

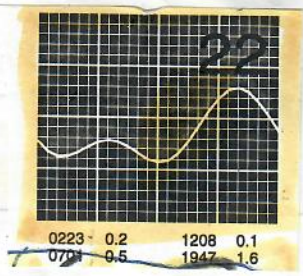
TAGS USED = B208-B219

3/2/95 KBAY 4 Captures (includes Yonah)
(K59)

in 30 ft B310 B322
4/17/95 WAIKIKI CANYON
GHB, DE, SAK 5 captures
1 w/TMR new tag (2 tag recap H434 for 5/1/92 H90 Sid 1/24/92)

ready to go in Az:
5'x100'

April 22,
96




Sheraton
Waikiki

Monday 22 APRIL 1996

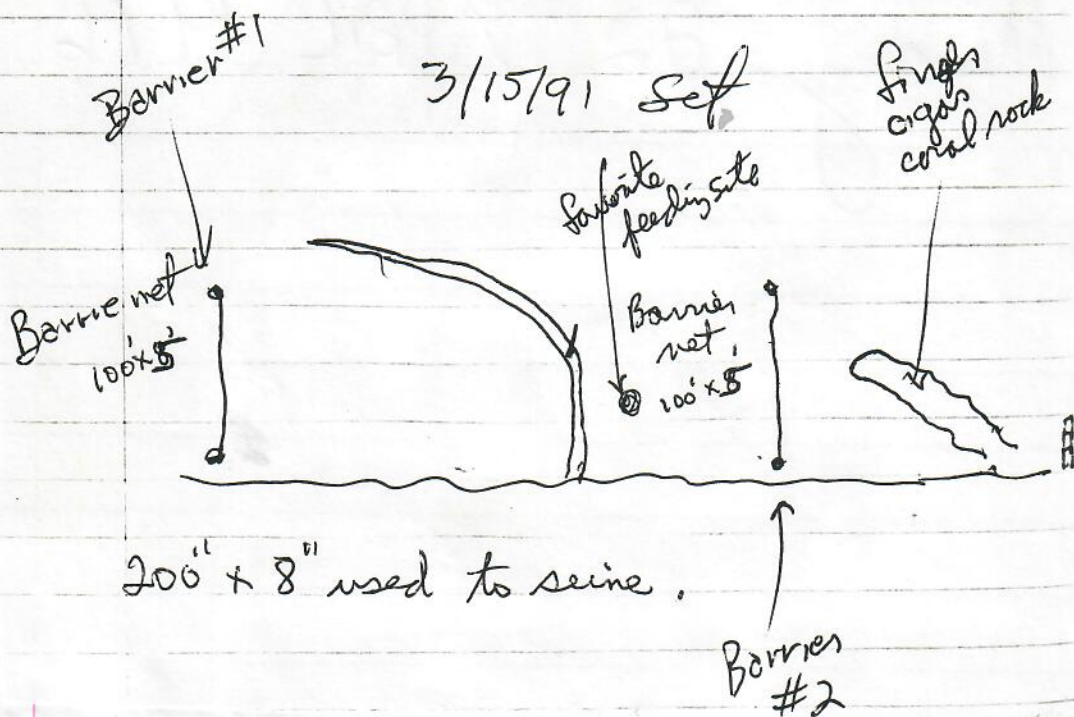
U
3/15/91
STRATEGY FOR NEXT WATKIN TRIP.

- 1) CHECK PREVIOUS DAY FOR PRESENCE
- 2) ARRIVE 2 PM
- 3) LAY OUT BARRIER NETS perpendicular, also using lead weights as anchors
- 4) Tie 2- 100' x 8' together
- 5) Use 200' x 10' TO SURROUND or Some at proper time when turtles are seen.



U
STRATEGY FOR NEXT WALKER TRIP,

- 1) CHECK PREVIOUS DAY FOR PRESENCE
2) ARRIVE 2 PM
FIRST 3) LAY OUT BARRIER NETS perpendicular to shore using lead weights as anchors
4) Tie 2- 200' x 8' together
5) Use 200' x 10' TO SURROUND or SEINE at proper time when turtles are seen.



All ready to go in A2:

Nets- 2 - 5'x100'
1 - 8'x100' (the 2 8'x50' connected)
1 - 8'x300'
1 - 12'x400 (back up)

Anchors -

4 small danforths with chain (3 w/2m length and 1 w/1m length) and 25' of nylon line attached
1 large danforth
3 pieces of large chain link and 6 lead wts (~5-7lbs ea.) for extra inshore anchors.

Innertube floats -

1 double float
3 single floats

TRASH BAGS

Trays and cover pads (how many will we need if any?)

~~needle nose, hinge pliers, Lysol
gloves, medicated spray, tooth picks~~

①

SEA TURTLE TAGGING FORM


CAPTURE DATE, LOCATION AND METHOD:

5/29/96, mark's Reef

HAND/
SNORKEL

PERSON RECORDING DATA: DME

OLD TAGS:



NEW TAGS: RFL

Q-496

LFL

TUMOR
SCORE

0

OTHER
NEW
TAGS:

PIT

221103262C



R3-4 Q-497

RH - Q-498

STRAIGHT CARAPACE-LENGTH:

43.7

WIDTH:

36.2

NOTCH LENGTH:

42.9

DB:

⊖ L.O.

VB:

⊖ L.O.

CURVED CARAPACE LENGTH:

46.0

WIDTH:

41.0

HEAD WIDTH:

6.8

SEX: MALE, FEMALE OR
UNDETERMINED

U

PPS: YES OR NO OR NE

N

TAIL LENGTH:

T

7.0

c

4.5

RIGHT FRONT FLIPPER WIDTH:

8.0

SAMPLES COLLECTED

PLASTRON LENGTH:

34.6

WEIGHT:

23 #

DESCRIPTIVE REMARKS:

[Empty box for descriptive remarks]

6-Marit → T.L.

SEA TURTLE TAGGING FORM

2

CAPTURE DATE, LOCATION AND METHOD:

5/29/96, mark's reef

HAND/
SNORKEL

PERSON RECORDING DATA:

DME

OLD TAGS:

NEW TAGS: RFL

Q 499

LFL

TUMOR SCORE

2

OTHER NEW TAGS:

PIT

220E073304



RHF = Q 500

STRAIGHT CARAPACE-LENGTH:

44.0

WIDTH:

35.3

NOTCH LENGTH:

43.8

DB:

⊖ L.O.

VB:

⊖ L.O.

CURVED CARAPACE LENGTH:

46.0

WIDTH:

40.0

HEAD WIDTH:

7.3

SEX:

MALE, FEMALE OR UNDETERMINED

U

PPS: YES OR NO OR NE

Y

TAIL LENGTH:

T

8.0

C

5.5

RIGHT FRONT FLIPPER WIDTH:

7.8

SAMPLES COLLECTED:

PLASTRON LENGTH:

34.0

Q499 Blood for
Plasma banking

WEIGHT:

22 #

DESCRIPTIVE REMARKS:

RJH - Leeches; amphipods (4) around gills
Leeches removed.

RHF - 1#1; neck 1#2, 1#2 RJH;

1#1; 1#2 Remo; CA

3

SEA TURTLE TAGGING FORM

CAPTURE DATE, LOCATION AND METHOD:

5/29/96, A.O.L.

~~tumor~~
tumor at LFL tag site

PERSON RECORDING DATA:

DME

Boat/DIVE

OLD TAGS:

LFL K-984

NEW TAGS: RFL

TUMOR SCORE

2

LFL

OTHER NEW TAGS:

220F72784A

PIT



R3-4 Q461

STRAIGHT CARAPACE-LENGTH:

56.3

WIDTH:

45.3

NOTCH LENGTH:

55.7

DB:

38

L.O.

VB:

2

L.O.

CURVED CARAPACE LENGTH:

61.5

WIDTH:

55.5

HEAD WIDTH:

8.7

SEX: MALE, FEMALE OR UNDETERMINED

U

PPS: YES OR NO OR NE

N

TAIL LENGTH:

T

9.0

c

6.0

RIGHT FRONT FLIPPER WIDTH:

9.4

SAMPLES COLLECTED:

PLASTRON LENGTH:

45.4

K984 Blood for

plasma banking

WEIGHT:

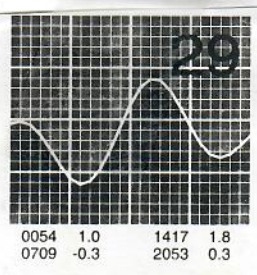
56 #

DESCRIPTIVE REMARKS:

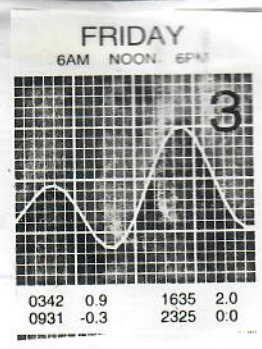
1 suspicious bump - L eye.

Healed slit LHF + RHF - tag loss. LFL - 1#2, 2#1
1#2 tail/cloaca; 2#1 Roar; 1#1, 1#2 neck; RFL - 6#2, 2#1;

5/29/96



5/3/96



11 STRAND = I.D.
 DATE: 7/18/96
 DATA: SEA TURTLE / TUMOR FORM
 DATE: 7/11/1996 STRANDING ID, DATE AND LOCATION:
 7/18/96 Stewart Monroe, Kaneohe Bay.
 PERSON RECORDING DATA: DME

DESCRIPTIVE REMARKS: mild emaciation, leeches and beach eggs (removed 7/10/96), numerous barnacles (removed 7/10/96) ^{SEA} PLASTRON (KRF) (wrinkled): Held at ~~Beach~~ Beach Park on 7/12/96.
 Released into Kaneohe Bay at CAENANI

TAGS: LHF 11296 SEX: MALE, FEMALE OR UNDETERMINED U
 R-2 11297 DB: — VB: —

STRAIGHT CARAPACE-LENGTH: 80.4 WIDTH: 40.0
 NOTCH LENGTH: 50.3 PPS (Y/N): Y
 CURVED CARAPACE LENGTH: 54.0 WIDTH: 47.0
 HEAD WIDTH: 7.5
 TAIL LENGTH: T 11 c 7
 RIGHT FRONT FLIPPER WIDTH: 8.1
 PLASTRON LENGTH: 41.3
 WEIGHT: 35 #

SAMPLES COLLECTED:

LOCATION, SIZE, AND NUMBER OF TUMORS				
#1	#2	#3	#4	TOTAL
2				
1	2			
4	9			
1	4	1		
2	12	1		
2	13			
6	6	1		
1	10			
15	57	3		

RT. EYE
 LT. EYE
 MOUTH
 NECK
 RFF
 LFF
 RHF
 LHF
 CLOACA/TAIL
 SEAMS/SCUTES
 INTERNAL
 TOTAL

OTHER INFORMATION: 7/8/96 Strand KBay (extended in parasitic fishing line)
 7/12/96 Released into KBay
 11296
 11297

TUMOR SCORE: 2

APPROXIMATE TUMOR SIZE CATEGORIES:
 1 = DETECTABLE PATCH TO 1CM DIAMETER
 2 = >1CM TO 4CM
 3 = >4CM TO 10CM
 4 = >10CM

MARSHALL IS.
Green Turtle

SEA TURTLE TAGGING FORM

CAPTURE DATE, LOCATION AND METHOD:

6/4/96 Waikiki Aquarium Marshall Is.
Turtle

PERSON RECORDING DATA: GHB

OLD TAGS: YE63
YE64
TUMOR SCORE: 0

NEW TAGS: RFL
LFL
OTHER NEW TAGS:

STRAIGHT CARAPACE-LENGTH: 15.2 cm WIDTH: —

NOTCH LENGTH: — DB: — L.O. VB: — L.O.

CURVED CARAPACE LENGTH: 16.0 WIDTH: —

HEAD WIDTH: — SEX: MALE, FEMALE OR UNDETERMINED 0

PPS: YES OR NO OR NE NO

TAIL LENGTH: T — C —

RIGHT FRONT FLIPPER WIDTH: —

PLASTRON LENGTH: —

WEIGHT: —

LH & RH 6mm
SAMPLES COLLECTED:
SKIN Biopsies (Frozen)
2nd Blood for

James Casey
Cornell University

DESCRIPTIVE REMARKS: (Retrovirus study controls)

SEA TURTLE TAGGING FORM

6

CAPTURE DATE, LOCATION AND METHOD:

A.O.L, 6/19/96, BOAT/DIVE
PERSON RECORDING DATA: DME

OLD TAGS:

Empty box for old tags with a diagonal line through it.

NEW TAGS: RFL

Q470

LFL

TUMOR SCORE

0

OTHER NEW TAGS:

221A711F50
PIT [Barcode]
RHF Q471

STRAIGHT CARAPACE-LENGTH:

46.7

WIDTH:

36.9

NOTCH LENGTH:

46.4

DB:

4 L.O.

VB:

1 L.O.

CURVED CARAPACE LENGTH:

49.5

WIDTH:

42.5

HEAD WIDTH:

7.8

SEX: MALE, FEMALE OR UNDETERMINED

U

PPS: YES OR NO OR NE

Y

TAIL LENGTH:

T 9

c

6.5

left.

RIGHT FRONT FLIPPER WIDTH:

8.2

SAMPLES COLLECTED

PLASTRON LENGTH:

37.9

Q470 Blood for Plasma banking

WEIGHT:

32 #

DESCRIPTIVE REMARKS:

Empty box for descriptive remarks.

SEA TURTLE TAGGING FORM

7

CAPTURE DATE, LOCATION AND METHOD:

~~RBA~~ A.O.L. , 6/19/96 , BOAT/DIVE
PERSON RECORDING DATA: DME

OLD TAGS:

Table with 4 rows and 1 column, all cells crossed out with a diagonal line.

NEW TAGS: RFL

Q 472

LFL

TUMOR SCORE

OTHER NEW TAGS:

PIT 221018793F
Q 473 - RHF

STRAIGHT CARAPACE-LENGTH:

44.0

WIDTH:

36.8

NOTCH LENGTH:

43.7

DB:

9 L.O.
small.

VB:

11 L.O.
small

CURVED CARAPACE LENGTH:

46.5

WIDTH:

43.5

HEAD WIDTH:

7.6

SEX: MALE, FEMALE OR UNDETERMINED

U

PPS: YES OR NO OR NE

—

TAIL LENGTH:

T 8

C

5.5

RIGHT FRONT FLIPPER WIDTH:

8.3

SAMPLES COLLECTED:

PLASTRON LENGTH:

35.6

Q472 Blood for plasma banking

WEIGHT:

26 #

DESCRIPTIVE REMARKS:

vb are small. 2 puncture like wounds to 1st central with small c.t. growing in

SEA TURTLE TAGGING FORM

(8)

CAPTURE DATE, LOCATION AND METHOD:

KB A.O.L.	6/19/96	BOAT/DIVE
PERSON RECORDING DATA: DME		

OLD TAGS:

NEW TAGS: RFL

Q474

LFL

TUMOR SCORE

2

OTHER NEW TAGS:

2207343156

PIT



RHF Q475

STRAIGHT CARAPACE-LENGTH:

60.4

WIDTH:

48.8

NOTCH LENGTH:

60.1

DB:

- L.O.

VB:

4 L.O.

CURVED CARAPACE LENGTH:

64.5

WIDTH:

60.0

HEAD WIDTH:

9.7

SEX: MALE, FEMALE OR UNDETERMINED

u

PPS: YES OR NO OR NE

4

TAIL LENGTH:

T

14

c

9.5

RIGHT FRONT FLIPPER WIDTH:

10.5

SAMPLES COLLECTED:

PLASTRON LENGTH:

48.7

Q474 Blood for plasma sample

WEIGHT:

61 #

DESCRIPTIVE REMARKS:

see tumor sheet. several eroded, necrotic patches on flippers + neck - possible old tumors?

SEA TURTLE TAGGING FORM

2nd
KBY
6/19/96
(9)

CAPTURE DATE, LOCATION AND METHOD:

BAY A.O.L., 6/19/96
HAND
~~SAAT~~
PERSON RECORDING DATA: DME (same turtle)

OLD TAGS: R3-4 Q83
LFL H925
LH- J37
TUMOR SCORE: 3
NEW TAGS: RFL
LFL
OTHER NEW TAGS: PIT
221063325A

STRAIGHT CARAPACE LENGTH: 59.2 WIDTH: 47.1
SNOUT LENGTH: 59.2 DB: 85 L.O. VB: 55 L.O.

CURVED CARAPACE LENGTH: 63.0 WIDTH: 56.5

HEAD WIDTH: 8.8 SEX: MALE, FEMALE OR UNDETERMINED u

SPS: YES OR NO OR NE N

TAIL LENGTH: T 12.0 c 7.0

RIGHT FRONT FLIPPER WIDTH: 9.5 SAMPLES COLLECTED:

PLASTRON LENGTH: 47.4 H925 Blood for Plasma banking
WEIGHT: 58#

DESCRIPTIVE REMARKS:
~~SPS turtle~~ RH healed slit
J37 close to edge. soft plastron (mild emaciation)
Hand captured by Sam Pooley by walking up to it w/ shute

SEA TURTLE TAGGING FORM

CAPTURE DATE, LOCATION AND METHOD:

PERSON RECORDING DATA:

OLD TAGS:

NEW TAGS: RFL

LFL

TUMOR SCORE

--

OTHER NEW TAGS:

STRAIGHT CARAPACE-LENGTH:

--

WIDTH:

--

NOTCH LENGTH:

--

DB:

L.O.

VB:

L.O.

CURVED CARAPACE LENGTH:

--

WIDTH:

--

HEAD WIDTH:

--

SEX: MALE, FEMALE OR UNDETERMINED

--

PPS: YES OR NO OR NE

--

TAIL LENGTH:

T

--

C

--

RIGHT FRONT FLIPPER WIDTH:

--

SAMPLES COLLECTED:

PLASTRON LENGTH:

--

WEIGHT:

--

--

--

DESCRIPTIVE REMARKS:

--

SEA TURTLE TAGGING FORM

plasma ² vial in freezer

STRAND and Release

CA

SEA TURTLE ~~XXXXXXXXXX~~ / TUMOR FORM

DATE: / / STRANDING ID, DATE AND LOCATION:

P Christiana Sailer via Pat Whitebear (USFWS)
 PERSON RECORDING DATA: DME/SME 4-1-97
 Socko's, Haleiwa

OL

DESCRIPTIVE REMARKS:
 Left popping out a bit
 LFF has misformed scute near tag site.
 CA - No Tumors noted (seen)
 Released 4/3/97 Alala Pt (Kaiwa Boat Ramp)
 swam away strong, observed breathing 3x - OK

2211386862



ST

TAGS:

PIT-2211386862
 RFL-11299
 LFL-11300

SEX: MALE, FEMALE OR UNDETERMINED

DB: VB:

NC

L.O.

CU

STRAIGHT CARAPACE-LENGTH: 70.3 WIDTH: 59.3

HE

NOTCH LENGTH: 70.3 PPS (Y/N): Y

PF

CURVED CARAPACE LENGTH: 76.5 WIDTH: 72.0

TI

HEAD WIDTH: 10.6

TAIL LENGTH: T 20.0 c 12.5

R:

RIGHT FRONT FLIPPER WIDTH: 12.1 SAMPLES COLLECTED: Blood for Plasma

P:

PLASTRON LENGTH: 57.7 + DNA - taken 4/3/97

W

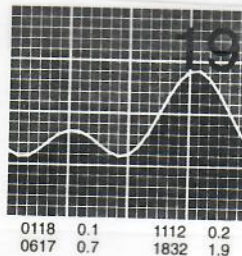
WEIGHT: 107.2#

E

Tumor Score = 0

June

96
Wednesday



AUGUST 1995 REVISION

HB COPY

MARINE TURTLE RESEARCH PROGRAM
NMFS-HONOLULU LABORATORY

MTRP USE ONLY:

TDPS: _____
LOGBOOK: _____

SEA TURTLE STRANDING QUESTIONNAIRE: (definition of "stranding" is any injured, sick, dead, or abnormally acting sea turtle ashore). Note: Due to personnel safety concerns, we do not normally go into the water to salvage a turtle. However, we would like to record details of such reports.

To be filled out by switchboard operator when no one is available to answer the telephone for the Marine Turtle Research Program (i.e. S. Murakawa x276, D. Ellis x202, and G. Balazs x240).

NOTE: Normal Marine Turtle Research Program personnel working hours are 7:00 a.m.-4:00 p.m. Monday-Friday. After hours, including weekends and holidays, please refer the caller to 24-hr. Hotline 587-0077 (Oahu), State Division of Conservation and Resources Enforcement (DOCARE) or page our contracted Sea Turtle Stranding Group at 288-5685. (NOTE: this pager number should NOT be given out to the public.)

The purpose of this questionnaire is to help facilitate a quick response (when appropriate and possible) to calls received from the public and other agencies on stranded (live or dead) turtles.

Person calling: Pat Whitebear (USFWS) Date and time of call: 4-1-97/11:37

Name: Christiana Sailer Phone: 637-1061

Address: (optional) 61-569 Pohaku Loa Way Haleiwa 96712 Map 62

Location where is this turtle located? Found on the reef in weak condition. Put into shallow "beach" fronting shoreline

How close is it to the nearest access way? _____

Turtle is the turtle alive or dead? A D Uncertain

About how large is the turtle? 1/2 - 1 ft; 1 - 2 ft; 2 - 3 ft; 3+ ft

(shell length)
or "Is it too large for one person to lift?"
Approx. weight of turtle? _____ lbs. 25lbs. 50lbs. 100lbs. 200lbs.
(or circle one above)

What is the condition of the turtle? Weak, no tumors or tags
(i.e. smell, intact or not, etc.)

Are there any obvious signs as to the cause of death or injury? Unknown
Any evidence of law enforcement violation?
If yes, please briefly describe: _____

Assure the person that the turtle will be attended to and/or someone will call them back just as soon as humanly possible (when involving normal working hours). Personnel and other resource limitations may cause delays. If the person indicates that there is a law enforcement problem, ask them to also call 541-2727 NMFS Law Enforcement Office at the Federal Building. Explain briefly that the office they have called is the Research branch and that we will also be involved responding to a turtle stranding that relates to law enforcement, but only in unison with an enforcement agent. For MTRP personnel, a response will only be possible during normal working hours and only when there is sufficient working hours remaining in the day to accomplish the job.

Name of person filling out this questionnaire: SKM

If the person is calling from a neighbor island, and no one can be contacted in the Marine Turtle Research Program, please record the person's name and phone number and ask him or her to call the State DOCARE office or Division of Aquatic Resources Office located on their island.

Big Island: Hilo - 933-4291; or Kona - 323-3141
Molokai: 567-6618
Lanai: 565-6688
Maui: 241-3521
Hawaii: 243-5414

- seems to just be "sitting" in bottom of shallow water. starting to flap around.
- Turtle seen with net 3/31/97; but no net or net marks on turtle 4/1/97. SCL = 70.6 cm. very robust. Lethargic, breathing OK. →

Author: Denise Ellis at -NMFS-HONO
Date: 4/2/97 11:49 AM
Priority: Normal
TO: George Balazs, Shawn Murakawa
Subject: Turtle from Jocko's, Haleiwa

New Myrtle Ridge + P.I. Island - Kaula Point

Live turtle was picked up on 4/1/97. Contact: Christiana Sailer via Pat Whitebear (USFWS). Ph: 637-1661. Address: 61-569 Pohaku Loa Way, Haleiwa, HI 96712. Found on top of exposed reef flat, very weak. DME went to examine. Very robust, 70.6 SCL, lethargic, strong, but not too active. Taken to Dr. Morris for examination and observation. Possible forced submergence as contact said neighbors had seen turtle with net on it the day before. Turtle seemed to be breathing OK, no external injuries noted. Lump near "tag area" on RFF (? need to double check), doesn't look like a tumor. No tumors in the mouth. no tags and no obvious tumors seen (suspicious areas - posterior canthus of both eyes, possibly just thickening of eyelid).

21

(Hana Celebration Day)

~~SLP~~
SLP capture
Released 6/16/96
Across from SLP
AT Okumu
Cove at
4 pm

~~SLP~~
SCL 53.1
N 52.5
SW 42.4
Head W 8.2
OCL 56.5
CW 49.5
L2-3 11503 existing
RFL 11568 existing
PL 42.9
REE 8.9
T9.5 C 70

existing ^{skin} biopsies taken by T. Work & GHB
LH & RH 6mm ~~biopsies~~ ^{now} scabbed
and healed. Sutures gone.

Weight 45.0 lbs

Named "MAGIC"
By SLP 8/16/94
By Reef Tank Disappears
New PIT

LAF Q5932

PIT 221A660913



6/16/96
 note - Hawkbill in 20° has 1) clouded eyes 2) fissure in carapace seems 3) Bulges on head at Preoculars - left pronounced 4) buoyancy still?

Greens ♀ in lagoon
 "G" & "I" - excess bitten
 "E" → Gregarious feeding from sat. pens

SLP - 6/16/96 Sunday

Straight L 65.2 cm x 52.5 cm W
 Notch 64.7
 Curved L 68.5 x 62.0 W
 HEAD 10.4
 RFF -
 PLASTRON 52.9 PPA = YES
 TAIL T 20.0 C 14.5

TAGS - LFL 11564 } ← existing
 RFL 11563 }
 LFR - 5943 } ← new

Weight 93.0 lbs

new
 PIT →



Turtle Released 6/16/96 4pm
 Kumu Cove at Kumu Cove
 across from Sea Life Park.

21

(Huru Celebration Day)

~~SLP~~
SLP capture
Released 6/16/96
Across from SLP
AT Okumu
Cove at
4pm

SCL	53.1
N	52.5
SW	42.4
Head W	8.2
OCL	56.5
CW	49.5

L2-3 11503 existing
RFL 11568 existing
PL 42.9

RFE 8.9
T9.5 C 70
6/4/96

existing ^{skin} biopsies taken by T. Work & GHB
LH & RH 6mm ~~blebs~~ ^{now} scabbed
and healed. Sutures gone.

Weight 45.0 lbs

Named "MAGIC"
By SLP 8/16/94.
Reef Tank Disappearance!
New PIT

LAF Q5932

PIT 221A660913



SEA TURTLE TAGGING FORM

CAPTURE DATE, LOCATION AND METHOD:

06-23-95 KO OLINA BEACH RESORT (WEST BEACH)
PERSON RECORDING DATA: *Reported head stuck in reef*

Shawn - Xerox and return this only to me

GRANDED

OLD TAGS:
TUMOR SCORE:

NEW TAGS: RFL LFL
OTHER NEW TAGS: LH RH

STRAIGHT CARAPACE-LENGTH: WIDTH:

NOTCH LENGTH: DB: L.O. VB:

CURVED CARAPACE LENGTH: WIDTH:

HEAD WIDTH:

PPS: YES OR NO OR NE SEX: MALE, FEMALE OR UNDETERMINED

TAIL LENGTH: T C

RIGHT FRONT FLIPPER WIDTH:

PLASTRON LENGTH:

WEIGHT:

DESCRIPTIVE REMARKS: *Bone deep impact to central scutum*
Released 5:30pm 6/23/95 Kawai'i Beach Park - Swam w/vigor
PLASMA FOR FREEZER STORAGE

Reef #42

LOCATION, SITE, AND COUNTY OF REEF

NO. OF REEF 02 04 TOTAL

RT. EYE

LT. EYE

NOSE

NECK

RFT

LFT

SHO

LE


CLASPS/

SEAMS/S

INTERNAL

YUCK

OTHER



212

SID

Tag Number Date Tagged Tag Type Tag Position

7F520425 05/21/93 PIT PIT
 H90 01/24/92 LFL LFL
 H91 01/24/92 RFL RFL
 H92 01/24/92 LHF LHF
 K169 10/15/93 RHF RHF

Historical information--

Date	Type of Encounter	Location	Tumor Score	Nesting Activity	Straight Length	Since Last Encounter		Overall	
						Interval Month	Growth-rates cm/mon	Interval Month	Growth-rates cm/mon
01/24/92	Near Shore	Oahu, Waikiki, Canyon	0	-	45.6	---	---	---	---
04/30/92	Near Shore	Oahu, Waikiki	0	-	---	3 0.3	---	3 0.3	---
05/15/92	Near Shore	Oahu, Waikiki, Canyon	0	-	45.6	---	---	3 0.3	0.0 0.0
09/18/92	Near Shore	Oahu, Waikiki, Canyon	0	-	46.9	4 0.3	0.3 4.3	7 0.6	0.2 2.2
11/17/92	Near Shore	Oahu, Waikiki, Canyon	0	-	---	1 0.1	---	9 0.8	---

Type of Encounter

Date	Type of Encounter	Location	Tumor Score	Nesting Activity	Straight Length	Since Last Encounter		Overall	
						Interval Month	Growth-rates cm/mon	Interval Month	Growth-rates cm/mon
11/20/92	Near Shore	Oahu, Waikiki, Canyon	0	-	47.3	---	---	9 0.8	0.2 2.4
11/27/92	Near Shore	" " "	0	-	48.6	6 0.5	0.2 2.2	15 1.3	0.2 2.3
05/21/93	Near Shore	Oahu, Waikiki, Canyon	0	-	49.2	3 0.3	0.2 2.0	19 1.6	0.2 2.3
08/27/93	Near Shore	Oahu, Waikiki, Canyon	0	-	49.6	1 0.1	0.4 4.0	20 1.7	0.2 2.4
10/15/93	Near Shore	Oahu, Waikiki, Canyon	0	-	---	---	---	21 1.8	---
04/07/95	Near shore	Oahu Waikiki Canyon	0	-	51.6	---	---	---	---

11/20/92 hen to VET
 Released after treatment (dental patch) by vet

Reef #42 4/27/95
 LOCATION, SIZE, AND NUMBER OF TUMORS

	#1	#2	#3	#4	Total	Remarks
RT. EYE		2			2	
LT. EYE		2			2	
MOUTH		2			2	1 #2 LSH, 1 #2 RJH
NECK	2	2			4	
RFF	4	5			9	
LFF	4	7			11	
RHF					-	
LHF		2			2	
CLOACA/TAIL		3			3	1 on cloaca
SEAMS/SCUTES		2			2	2 marginal left.
INTERNAL						
Total	10	27			37	

OTHER INFORMATION:

tag - B 372 - RFL
 B 373
 B 374
 B 375

TUMOR SCORE:

2

Reef #42 4/27/95
 LOCATION, SIZE, AND NUMBER OF TUMORS

	#1	#2	#3	#4	Total	Remarks
RT. EYE		1				
LT. EYE	2					
MOUTH						
NECK		1				
RFF		2				
LFF		2				
RHF						
LHF						
CLOACA/TAIL						
SEAMS/SCUTES						
INTERNAL						
Total	2	6				

OTHER INFORMATION:

RFL - Tag # B-376
 LFL B-377
 B-378
 B-379

TUMOR SCORE:

2

①

AOL 10/16/95

LOCATION, SIZE, AND NUMBER OF TUMORS

	#1	#2	#3	#4	Total	Remarks
RT. EYE	2					
LT. EYE	1					
MOUTH		2				1#2 LTH 1#2 Roof.
NECK						multilobed-ricing
RFF	3	7	2			
LFF		2	1			
RHF		1	1			
LHF	2	1	1			
CLOACA/TAIL		2	1			
SEAMS/SCUTES						
INTERNAL						
Total						

OTHER INFORMATION:

RFL - K710
K711
K712

low

TUMOR SCORE:

3

10-16-95 A.O.L.

LOCATION, SIZE, AND NUMBER OF TUMORS

	#1	#2	#3	#4	Total	Remarks
EYE	1					
EYE	2					
MOUTH						
NECK						
RFF	6					
LFF	4					
RHF						
LHF						
CLOACA/TAIL						
SEAMS/SCUTES						
INTERNAL						
Total						

OTHER INFORMATION:

J 547
 J 549
 J 550
 Q 68 - L 3-4
 Q 69 - R 3-4

TUMOR SCORE:

3

10-16-95 AOL
LOCATION, SIZE, AND NUMBER OF TUMORS

	#1	#2	#3	#4	Total	Remarks
RT. EYE	2	1				
LT. EYE	2	1				
MOUTH		2				1#2 Glottis 1#2 LSH
NECK	1	2				
RFF	5	3				
LFF	2	8				leeches
RHF	4	4	1			
LHF	2	1	1			
CLOACA/TAIL						
SEAMS/SCUTES	1					plastron near RHF.
INTERNAL						
Total	19	22	2			

OTHER INFORMATION:

Adult leeches)

RHF	J693
RFL	J691
LFL	J692
L34	Q70
R3-4	Q71

TUMOR SCORE:

2

①

10-17-95 A.O.L.

LOCATION, SIZE, AND NUMBER OF TUMORS

	#1	#2	#3	#4	Total	Remarks
RT. EYE	1	1				
LT. EYE		1				no no vision nearly vs
MOUTH						
NECK	1					
RFF	2					
LFF	2					
RHF			1	1		#4-12cm x 6.5cm x 10.5
LHF						
CLOACA/TAIL						
SEAMS/SCUTES						
INTERNAL						
Total						

OTHER INFORMATION:

RFL- J675
J676
J677

TUMOR SCORE:

3

10-17-95 A.O.L. (2)
 LOCATION, SIZE, AND NUMBER OF TUMORS

	#1	#2	#3	#4	Total	Remarks
RT. EYE						Suspicious bump
LT. EYE						
MOUTH						
NECK						
RFF	1	1				
LFF		1				
RHF						
LHF						
CLOACA/TAIL						
SEAMS/SCUTES						
INTERNAL						
Total						

OTHER INFORMATION:

RHF K391

TUMOR SCORE:

~~2~~ 1

end!
 (3)

10-17-95 A.O.L.
 LOCATION, SIZE, AND NUMBER OF TUMORS

	#1	#2	#3	#4	Total	Remarks
RT. EYE		2				
LT. EYE		2				
MOUTH						
NECK	2	7				
RFF	2	3		1		
LFF	1	2	2	1		
RHF	5	2				1 #2 may be at fat biopsy site
LHF	5	1				1 #2 at fat biopsy area
CLOACA/TAIL	2	2				
SEAMS/SCUTES		1				near precentral
INTERNAL						
Total						

OTHER INFORMATION:

leech eggs

RHF J36

LHF J37

RFL H924

LFL H925

TUMOR SCORE:

3

①

10-18-95 A.O.L

LOCATION, SIZE, AND NUMBER OF TUMORS

	#1	#2	#3	#4	Total	Remarks
RT. EYE	" 2	" 1				
LT. EYE		" 2				
MOUTH						
NECK	8	9	1			#3 multi lobed.
RFF		3	1	1		#4 multi lobed
LFF	6 5	7	1			
RHF	1	2	2			
LHF		3	1			
CLOACA/TAIL		1				
SEAMS/SCUTES						
INTERNAL						
Total						

OTHER INFORMATION:

N494 - RFL imbedded in #4

K81 LHF

(adult leeches) Z212 L3-4

TUMOR SCORE:

3

2

10-18-95

A.O.L

LOCATION, SIZE, AND NUMBER OF TUMORS

	#1	#2	#3	#4	Total	Remarks
RT. EYE	2	1				
LT. EYE	2					
MOUTH	2	1	1			LJH #3 1 #2 on gottis RJT #1 1 #1 on roof
NECK		1				
RFF		4	1			
LFF		4				
RHF						
LHF						
CLOACA/TAIL						
SEAMS/SCUTES						
INTERNAL						
Total						

OTHER INFORMATION:

B 913 LFL
 B 914 R3-4
 B 915 LHF

TUMOR SCORE: 3

①

LOCATION, SIZE, AND NUMBER OF TUMORS

	#1	#2	#3	#4	Total	Remarks
RT. EYE	1	1			2	
LT. EYE	2				2	
MOUTH		1		1	2	#4 L. jaw hinge #2 R. jaw hinge
NECK		2	2	2	6	
RFF			1	2	3	
LFF		3	2	2	7	
RHF		2			2	
LHF			1	1	2	
CLOACA/TAIL						
SEAMS/SCUTES						
INTERNAL						
Total	3	9	6	8	26	

OTHER INFORMATION:

4-22-96

R793 LHF
R792 RFL
R791 LFL

TUMOR SCORE:

3

3

LOCATION, SIZE, AND NUMBER OF TUMORS

	#1	#2	#3	#4	Total	Remarks
RT. EYE	1	1			2	Reduced vision
LT. EYE				1	1	Normal
MOUTH						#2 R. jaw hinge
NECK		2	1		3	
RFF	1	4			5	
LFF		2	1		3	
RHF		1			1	
LHF						
CLOACA/TAIL		1			1	
SEAMS/SCUTES						
INTERNAL						
Total	2	11	2	1	16	

OTHER INFORMATION:

4/22/96

Waikiki
Sheraton

TO RFF

TUMOR SCORE:

3

5

LOCATION, SIZE, AND NUMBER OF TUMORS

	#1	#2	#3	#4	Total	Remarks
RT. EYE	1					
LT. EYE	1	1				
MOUTH	1					LJH, leeches on LJH
NECK	1		1			
RFF		1	1			
LFF						
RHF			1			
LHF						
CLOACA/TAIL						
SEAMS/SCUTES						
INTERNAL						
Total	4	2	3			

OTHER INFORMATION:

Reef 42

05-10-96

Hard snorkel

TUMOR SCORE:

2

6

LOCATION, SIZE, AND NUMBER OF TUMORS

	#1	#2	#3	#4	Total	Remarks
RT. EYE		2				
LT. EYE			1	1		
MOUTH		1	1	1		RJH - #2 LJH #4
NECK		4	4			
RFF						
LFF		3				
RHF						
LHF						
CLOACA/TAIL						
SEAMS/SCUTES	1					Below R eye
INTERNAL						
Total	1	10	5	1		

OTHER INFORMATION:

minimal tumor count

05 - 10 - 96

Reeb 42

#4 + #3 on left eye + left jaw hinge.
unable to open mouth - unknown if insidemat.

Q494, Q495

TUMOR SCORE:

3

8

6/19/96; A.02

LOCATION, SIZE, AND NUMBER OF TUMORS

	#1	#2	#3	#4	Total	Remarks
RT. EYE	2				2	
LT. EYE	2				2	
MOUTH	1				1	#1 on LJM,
NECK			1		1	
RFF						
LFF						
RHF		1	1		2	
LHF		1	1		2	#2 patch
CLOACA/TAIL						
SEAMS/SCUTES						
INTERNAL						
Total	4	2	3		9	

OTHER INFORMATION:

9474

TUMOR SCORE:

2

Tag information--

Tag Number	Date Tagged	Tag Type	Tag Position
H924	07/24/92	1681	RFL
H925	07/24/92	1681	LFL
J36	06/17/93	1681	RHF
J37	06/17/93	1681	LHF
Q83	10/17/95	1681	R45

Historical information--

Date	Type of Encounter	Location	Tumor Score	Nesting Activity	Straight Length	Since Last Encounter				Overall			
						Interval		Growth-rates		Interval		Growth-rates	
						Month	Year	cm/mon	cm/yr	Month	Year	cm/mon	cm/yr
07/24/92	Near Shore	Oahu, Kaneohe Bay; A.O.L.	0	-	42.2	---	---	---	---	---	---	---	---
06/15/93	Near Shore	Oahu, Kewalo Basin, Capitivy	0	-	51.9	10	0.8	1.0	12.1	10	0.8	1.0	12.1
06/17/93	Near Shore	Oahu, Kaneohe Bay	0	-	51.9	---	---	---	---	10	0.8	1.0	12.1
11/22/93	Near Shore	Oahu, Kaneohe Bay; A.O.L.	0	-	57.5	5	0.4	1.1	14.0	15	1.3	1.0	11.8

--Continued

2

Historical information--

Date	Type of Encounter	Location	Tumor Score	Nesting Activity	Straight Length	Since Last Encounter				Overall			
						Interval		Growth-rates		Interval		Growth-rates	
						Month	Year	cm/mon	cm/yr	Month	Year	cm/mon	cm/yr
09/19/94	Near Shore	Oahu, Kaneohe Bay; A.O.L.	1	-	56.0	9	0.8	-0.2	-1.9	25	2.1	0.6	6.6
09/20/94	Near Shore	Oahu, Kaneohe Bay; A.O.L.	1	-	---	---	---	---	---	25	2.1	---	---
10/17/95	Near Shore	Oahu, Kaneohe Bay; A.O.L.	3	-	59.8	12	1.0	---	---	38	3.2	0.5	5.5

6/19/96

3

59.2

CPD

⑨, A.O.L. 6/19/96
 LOCATION, SIZE, AND NUMBER OF TUMORS

	#1	#2	#3	#4	Total	Remarks
RT. EYE	1	1			2	
LT. EYE	2	1			3	
MOUTH						
NECK	1	2			3	
RFF		3		1	4	#2's patches.
LFF	2	3	2		7	tag imbedded in tumor patches for #1's + #2's
RHF		1		1	2	
LHF	1		1		2	possibly protruding from inside
CLOACA/TAIL						
SEAMS/SCUTES	1	3			3	plastron (#2), ventral or post ventral
INTERNAL						
Total	8	13	3	2	26	

OTHER INFORMATION:

1 #2 seams + scutes 1st marginal left.

983

TUMOR SCORE:

3

DATA

SEA TURTLE RESEARCH/TUMOR FORM

RECOVERY DATE: 05/21/96

STRANDING ID, DATE AND LOCATION:

original
copy sent
by met

no more
TDPs
have for
this
recor

Wai Kiki generation, 4/22/96

PERSON RECORDING DATA: OME

DESCRIPTIVE REMARKS:

Released at Kaenani Beach Park

KANOHU BAY

Anesthesia

2nd jaw surgery on 1/19/96

By DR. MORRIS

5/17/96 stitches removed

TAGS:

RHF 11292

LHF 11293



221A503716

New
FIT

SEX: MALE, FEMALE OR UNDETERMINED

U

DB: []

VB: []

STRAIGHT CARAPACE-LENGTH: 52.1

WIDTH: []

NOTCH LENGTH: 51.5

PPS (Y/N): []

CURVED CARAPACE LENGTH: 55.0

WIDTH: 48.5

HEAD WIDTH: []

TAIL LENGTH: T [] C []

RIGHT FRONT FLIPPER WIDTH: []

SAMPLES COLLECTED:

Blood for plasma

PLASTRON LENGTH: []

banking

WEIGHT: 38.2#

X-ray of head

Use the original, but
plot after the
surgery

note over -

DO we have the tumor this area.
the complete scoring on
turtle in TDPs?

LOCATION, SIZE, AND NUMBER OF TUMORS (left after surgery)

	#1	#2	#3	#4	TOTAL	REMARKS
RT. EYE						
LT. EYE						
MOUTH						
NECK						
RFF						1#2 cryosurgery
LFF						
RHF						
LHF						
CLOACA/TAIL						
SEAMS/SCUTES						
INTERNAL						
TOTAL						

OTHER INFORMATION:

11292
 11293
 release
 5/21/96

NO Tumors
 above?
 NO Score?

TUMOR SCORE:

LOCATION, SIZE, AND NUMBER OF TUMORS

	#1	#2	#3	#4	Total	Remarks
RT. EYE						
LT. EYE						
MOUTH						
NECK						
RFF						
LFF						
RHF						
LHF						
CLOACA/TAIL						
SEAMS/SCUTES						
INTERNAL						
Total						

OTHER INFORMATION:

Empty space for recording other information.

TUMOR SCORE:

12/15/94

LOCATION, SIZE, AND NUMBER OF TUMORS

1

	#1	#2	#3	#4	Total	Remarks
RT. EYE						
LT. EYE						
MOUTH						
NECK						
RFF						
LFF						
RHF						
LHF						
CLOACA/TAIL						
SEAMS/SCUTES						
INTERNAL						
Total						

OTHER INFORMATION:

K780 ENDO -
 copious
 bleeding
 NO Tumors seen

12/15/94

Laproscopy attempted by Dr Morris
 LHF, but not successful.
 copious bleeding, sutured.

Released at Kaneohe
 Beach Park.

TUMOR SCORE:

0

2

LOCATION, SIZE, AND NUMBER OF TUMORS

	#1	#2	#3	#4	Total	Remarks
RT. EYE						
LT. EYE	1					anterior corner
MOUTH						
NECK						
RFF						
LFF						
RHF						
LHF						
CLOACA/TAIL						
SEAMS/SCUTES						
INTERNAL						
Total						

12/15/94

OTHER INFORMATION:

R868 ~~See~~ ~~END~~
Left H. 11/14
 Laproscopy attempted LHF by
 Dr. Morris, but unable to
 view gonad. Sutured.
 R868

Released at Kaneohe Beach Park.

TUMOR SCORE:

1

3

LOCATION, SIZE, AND NUMBER OF TUMORS

	#1	#2	#3	#4	Total	Remarks
RT. EYE						
LT. EYE						
MOUTH						
NECK						
RFF						
LFF		1				
RHF						
LHF						
CLOACA/TAIL						
SEAMS/SCUTES						
INTERNAL						
Total						

12/15/94

Score = 0 on 6/21/94

OTHER INFORMATION:

K981

~~K981~~

~~By left eye~~

Laproscopy conducted LHF by Dr. Morris.

agocytes seen -

Determined to be female. Sutured.

~~Female~~

Released at Kaneohe Beach Park.

TUMOR SCORE: 1

LOCATION, SIZE, AND NUMBER OF TUMORS

5

	#1	#2	#3	#4	Total	Remarks
RT. EYE	2					
LT. EYE	1	1				
MOUTH						
NECK						
RFF			1			
LFF	1					
RHF	2	1	1			
LHF					1	
CLOACA/TAIL						
SEAMS/SCUTES						
INTERNAL						
Total						Score = 7/20/94

12/15/94

OTHER INFORMATION:
 12/15/94 J 676
 Sutured
~~ENTIRE test~~
 Thought to be female
 But brief observation by ^{laproscopy} ~~by~~ Dr. Morris only.
 Couldn't locate gonad again for ~~confirmation~~
 Confirmation

Released at Kaneohe Beach Park.

TUMOR SCORE: 2

Laproscopy conducted LHF by Dr. Morris. Thought to be female, but only brief observation made of gonad. Sutured!

6

LOCATION, SIZE, AND NUMBER OF TUMORS

	#1	#2	#3	#4	Total	Remarks
RT. EYE		2				
LT. EYE	2	1				
MOUTH	1	1				left jaw hinge
NECK		2				
RFF						
LFF		1	1			
RHF			1			
LHF			1			
CLOACA/TAIL						
SEAMS/SCUTES						
INTERNAL						
Total						

Score = 3 9/20/94

OTHER INFORMATION:

TAG 11641

12/15/94

~~Left Hinge~~
 Determined to be
 MALE
 by Laproscopy
 by Dr. Morris

Laproscopy conducted LHF by Dr. Morris.
 Determined to be male. Sutured

Released at Kaneohe Beach Park.

TUMOR SCORE: 3

LOCATION, SIZE, AND NUMBER OF TUMORS

7

	#1	#2	#3	#4	Total	Remarks
RT. EYE	1					
LT. EYE	1					
MOUTH						
NECK 2	2	4				
RFF	1	2				
LFF	1					
RHF						
LHF						
CLOACA/TAIL						
SEAMS/SCUTES						
INTERNAL						
Total						

Score = 1 on 9/19/94

OTHER INFORMATION:

12/15/94

V471
J 30

~~LHF~~ - sutured
Determined to be female
by Laproscopy
by Dr. Morris

Laproscopy conducted LHF by Dr. Morris. Determined to be female, Sutured,

Released at Kaneohe Beach Park.

TUMOR SCORE: 2

FAT biopsy - 2-2-95
Sustent. PH 2/18

8

LOCATION, SIZE, AND NUMBER OF TUMORS

	#1	#2	#3	#4	Total	Remarks
RT. EYE		1				
LT. EYE		1				
MOUTH						
NECK	1	1	1			
RFF			1			
LFF			(1)			Multilobed
RHF						
LHF						
CLOACA/TAIL						
SEAMS/SCUTES		1	1	1		
INTERNAL						
Total						

OTHER INFORMATION:

12/15/94

Y 847

NOT Scored

Healed injury to ~~damaged~~ PC's and posterior carapace - portions missing. Laproscopy not attempted.

Released at Kaneohe Beach Park

TUMOR SCORE:

3

Score = 3
8/18/94

9

LOCATION, SIZE, AND NUMBER OF TUMORS

end

	#1	#2	#3	#4	Total	Remarks
RT. EYE				/		
LT. EYE						
MOUTH						
NECK						
RFF	1	1				
LFF	1					
RHF						
LHF			1			
CLOACA/TAIL	2					
SEAMS/SCUTES						
INTERNAL						
Total	note					

Score = 2 6/21/94

OTHER INFORMATION:

12/15/94

K 760

NOT SCOPED

~~2 photos of fat biopsy site substantially healed~~

Released at Keneohe Beach Park.

Laparoscopy NOT ATTEMPTED.

TUMOR SCORE:

3

FAT biopsy site of 12/2/94 substantially healed similar to other 8

Turtles examined this date.

SEA TURTLE NECROPSY/TUMOR FORM

NECROPSY DATE: ⁰⁵ 108 196 STRANDING ID, DATE AND LOCATION:

RINDY NAKASHIMA (MARINE PATROL) 05-07-96 HALEIWA BOAT HARBOR
 PERSON RECORDING DATA:

Massive amks
~~largest~~

DESCRIPTIVE REMARKS:
 lots of adult keeches and keech eggs
 Taken to Dr. Thiery for necropsy on 5-8-96
 moderate emaciation - Dead STRAND Necropsy
 Thiery work - case # 12376-1

Thiery work

TAGS:
 B-996 RA
 B-997 R34
 B 998 LAF
 B 999 RHF

SEX: MALE, FEMALE OR UNDETERMINED F
 DB: VB: 8 sm

STRAIGHT CARAPACE-LENGTH: 88.7 WIDTH: 67.8
 NOTCH LENGTH: 88.7 PPS (Y/N): Y
 CURVED CARAPACE LENGTH: 94 WIDTH: 86.5
 HEAD WIDTH: 12.5
 TAIL LENGTH: T 20.5 c 12
 RIGHT FRONT FLIPPER WIDTH: 13.7 SAMPLES COLLECTED:
 Plastron Length: 71.2 Humeri
 Weight: 1656 Fore stomach sample
 (2) fecal (2) intestine
 5/8/96 - photo w/ Balazs + Murakawa

Geo suggested invasion into bone of tumor

LOCATION, SIZE, AND NUMBER OF TUMORS

	#1	#2	#3	#4	TOTAL	REMARKS
RT. EYE		1			1	
LT. EYE						
MOUTH		1			1	RJH cm notch.
NECK	3	1	2		6	
RFF				1	1	
LFF		1			1	
RHF						
LHF						
CLOACA/TAIL						
SEAMS/SCUTES						
INTERNAL						
TOTAL	3	4	2	1	10	

OTHER INFORMATION:

B996
 dead necrosis

TUMOR SCORE:

APPROXIMATE TUMOR SIZE CATEGORIES:

- #1 = DETECTABLE PATCH TO 1CM DIAMETER
- #2 = >1CM TO 4CM
- #3 = >4CM TO 10CM
- #4 = >10CM

Sharon
was Jimmy
really our cartilage
in this one?

Sharon

note &
return
plans

SEA TURTLE DATA TUMOR FORM

DATE: 6/24/96 STRANDING ID, DATE AND LOCATION:

DATA Akaka	01-19-96	(2) Keawenui Big Is.
PERSON RECORDING DATA:	DME	

DESCRIPTIVE REMARKS: Former mauna Lani Captive. RRF captive 1/19 - 6/24/96

projecting

Dr. Morris examined, took blood for ~~PL~~ pack calcant. gave 1/2cc iron injection. Took slide photos of pseudo-penis. Was released at Laenani BP. ~~BA~~ Took off after initial disorientation. Swimming well under water breathing well.

TAGS:	RFL 11471	SEX: MALE, FEMALE OR UNDETERMINED	M
	LFL J10	DB: <input type="checkbox"/>	VB: <input type="checkbox"/>
	LH V662		

PIT 7F7FS1677F 6/24/96
STRAIGHT CARAPACE-LENGTH: 45.4 WIDTH:

NOTCH LENGTH: PPS (Y/N):

CURVED CARAPACE LENGTH: WIDTH:

HEAD WIDTH:

TAIL LENGTH: T C

RIGHT FRONT FLIPPER WIDTH: SAMPLES COLLECTED: Blood for plasma

PLASTRON LENGTH: banking. ~~CRB~~

WEIGHT: 30# Photos of pseudo-penis (print film)

digital insertion into base of tumor

9-23-94

R863

LOCATION, SIZE, AND NUMBER OF TUMORS

	#1	#2	#3	#4	Total	Remarks
RT. EYE		2			2	
LT. EYE		3			3	
MOUTH	1*				1	* Left jaw hinge
NECK					-	
RFF		1			1	
LFF		1	1	1	2	Tumors on distal ventral surface
RHF	1	1		1	3	
LHF						
CLOACA/TAIL	2				2	
SEAMS/SCUTES						
INTERNAL						
Total						

OTHER INFORMATION:

R863

TUMOR SCORE:

3

9/23/94

A02/k-Bay

K136

LOCATION, SIZE, AND NUMBER OF TUMORS

	#1	#2	#3	#4	Total	Remarks
RT. EYE	2				2	
LT. EYE	1				1	
MOUTH						
NECK	8	2			10	
RFF	7	4			11	
LFF	10	4			14	
RHF	3	2			5	
LHF	4	3			7	
CLOACA/TAIL	1				1	
SEAMS/SCUTES						
INTERNAL						
Total						

OTHER INFORMATION:

K136

John Wilson

Makaha Caverns

Turtle with hook in left shoulder, reported 7/24/95, said he'd seen it for a couple of weeks.

Denise Ellis and Suzanne Russell went out 7/27/95 and captured turtle via hand/scuba.

Turtle named Tripod, RHF amputated and healed (old), no visible tumors. Ulua hook imbedded deeply in left shoulder.

Took measurements, tagged (see sheet), took to Dr. Morris. Dr. Morris removed hook, injected with longlasting antibiotic, filled hook hole with antibiotic cream.

Released at Makaha Caverns 7/27/95, swam away with vigor.

TUMOR SCORE:

2

SEA TURTLE ~~NECROPSY~~ ^{Tagging} TUMOR FORM

NECROPSY DATE: / /

STRANDING ID, DATE, LOCATION:

Tripod Hand SCUBA 7/22/95

Makaha Caverns

Oahu

PERSON RECORDING DATA:

DMC & Suzanne Russell

DESCRIPTIVE REMARKS:

Right hind flipper amputated + healed
 Ulua hook deeply imbedded in left shoulder
 hook to Dr. Morris to remove hook.
 Release Makaha Caverns 7/22/95
 Swam away vigorously

used tag 11280 - ^{mistake} ~~11280~~ - BAD NOT applied

TAGS:

RFL	11648
RFL	11649
LHF	11650

SEX: MALE, FEMALE OR UNDETERMINED

DB: 0

VB: 0

STRAIGHT CARAPACE-LENGTH:

66.6

WIDTH:

51.5

NOTCH LENGTH:

66.4

PPS (Y/N):

Y

CURVED CARAPACE LENGTH:

70

WIDTH:

63.5

HEAD WIDTH:

9.8

TAIL LENGTH: T

14.5

c

10

SAMPLES COLLECTED:

RIGHT FRONT FLIPPER WIDTH:

11.6

PLASTRON LENGTH:

54.1

WEIGHT:

not weighed

SEA TURTLE TAGGING FORM

CAPTURE DATE, LOCATION AND METHOD:

*Rescued from entanglement
trapped gill net*

12/19/94, Waimanalo BP, Michele Sattler (sea life park)
PERSON RECORDING DATA: DME

OLD TAGS:

NEW TAGS: RFL

R3-4 = 11646

11643
11644 None.

TUMOR SCORE

<i>0</i>

OTHER NEW TAGS:

LHF = 11644
RHF = 11645

STRAIGHT CARAPACE-LENGTH:

58.1

WIDTH:

45.8

NOTCH LENGTH:

58.0

DB:

<i>0</i> L.O.

VB:

<i>0</i> L.O.

CURVED CARAPACE LENGTH:

62.5

WIDTH:

55.0

HEAD WIDTH:

8.7

SEX: MALE, FEMALE OR UNDETERMINED

<i>U</i>

PPS: YES OR NO OR NE

<i>Y</i>

TAIL LENGTH: T

<i>12.0</i>

c

8.5

RIGHT FRONT FLIPPER WIDTH:

9.1

SAMPLES COLLECTED:

PLASTRON LENGTH:

41.6

WEIGHT:

60#

DESCRIPTIVE REMARKS:

coraline algae on shell ~~and~~ neck and hind flipper area. left front flipper swollen.

*Released 12/20/94 Shoreline of Kewalo Basin.
Separate TDP5 entry*

Tag Number	Date Tagged	Tag Type	Tag Position
R791	02/19/93	I681	LFL
R792	02/19/93	I681	RFL
R793	02/19/93	I681	LHF

Historical information--

Date	Encounter	Location	Tumor Score	Nesting Activity	Weight
02/19/93	Near Shore	Oahu, Waikiki, Canyon	2	-	105.0
4/22/96	"	Waikiki Sheraton	3		93 lbs

Tag Number	Date Tagged	Tag Type	Tag Position
R791	02/19/93	I681	LFL
R792	02/19/93	I681	RFL
R793	02/19/93	I681	LHF

Historical information--

Date	Encounter	Location	Tumor Score	Nesting Activity	Straight Length	IES
02/19/93	Near Shore	Oahu, Waikiki, Canyon	2	-	68.7	37
4/22/96	"	Waikiki Sheraton	3		69.0	00

2 pints	= 1 pint (pt.)
4 quarts	= 1 quart (qt.)
3 1/2 gallons	= 1 gallon (gal.)
2 barrels	= 1 barrel (bbl.)
	= hogshead (hhd.)

Table of Paper Measure	
24 sheets	= 1 quire
20 quires	= 1 ream
10 reams	= 1 bale

Table of Linear Measure	
12 inches	= 1 foot
3 feet	= 1 yard
16 1/2 ft. (5 1/2 yds.)	= 1 rod
660 feet	= 1 furlong
320 rods (5280 ft.)	= 1 mile

Miscellaneous Measures	
12 units	= 1 dozen
12 doz.	= 1 gross
12 gr.	= 1 great gross
20 units	= 1 score
1 hand	= 4 inches
1 fathom	= 6 feet
1 knot	= 6086 feet
3 knots	= 1 league
1 bu. potatoes	= 60 lbs.
1 barrel flour	= 196 lbs.
1 cu. ft. of water	= 7.48 liquid gals. and weighs 62.425 lbs.
Diameter of circle x 3.1416 = circumference	
Diameter of circle squared x .7854 = area.	
Atmospheric pressure is 14.7 lbs. per sq. in. at sea level.	
13 1/2 cu. ft. of air weighs 1 lb.	

Table of Troy Weight	
24 grains (gr.)	= 1 pennyweight (dwt.)
20 pennyweights	= 1 ounce (oz.)
12 ounces	= 1 pound (lb.)

Table of Circular Measure	
60 seconds (")	= 1 minute (')
60 minutes	= 1 degree (°)
360 degrees	= 1 circumference
A degree of the earth's surface or a meridian	= 69.16 miles at the equator.

Table of Apothecaries' Weight	
20 grains (gr.)	= 1 scruple (℥)
3 scruples	= 1 dram (ʒ)
8 drams	= 1 ounce (℥)
12 ounces	= 1 pound (lb.)

Table of Surface Measure	
144 sq. in.	= 1 sq. ft.
9 sq. ft.	= 1 sq. yd.
30 1/4 sq. yds.	= 1 sq. rod
160 sq. rods	= 1 acre
640 acres	= 1 sq. mile
An acre measures 208.71 ft. on each side.	
A section of land is 1 sq. mile.	
A quarter section is 160 acres.	
A township is 36 sq. miles.	

CENTIMETERS	INCHES	FEET
1.00	.394	.0328
2.54	1.000	1/12
30.48	12.000	1.000

KILOMETERS	MILES
1.000	.621
1.609	1.000

GRAMS	OUNCES	POUNDS
1.00	.035	.002
28.35	1.000	1/16
453.59	16.000	1.000
1,000.00	35.274	2.205

KILOGRAMS	OUNCES	POUNDS
1.000	35.274	2.205
.028	1.000	1/16
.454	16.000	1.000

LITERS	PINTS	QUARTS	GAL.
1.000	2.113	1.057	.264
.473	1.000	1/2	1/8
.946	2.000	1.000	1/4
3.785	8.000	4.000	1.000



0

43100 09910