

KANEOHE BAY

Fishnet

OCTOBER 1996

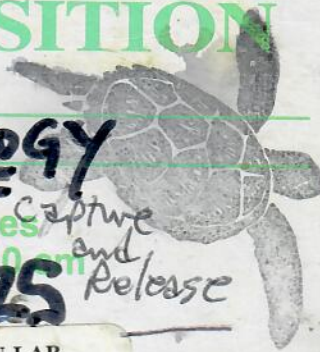
TO

APRIL 1998

GATE CODE 1267

Mead
COMPOSITION

KANEOHE BAY
+ TW IMMUNOLOGY
TURTLES KRF



100 sheets / 200 pages
9 3/4 x 7 1/2 in / 24.7 x 19.0 cm
wide ruled
BALAZS ^{Capture and Release}

© 1994 — Th

NMFS, HONOLULU LAB
Marine Turtle Research
2570 Dole Street
Honolulu, HI 96822-2396

S.A. Made in U.S.A.

3 of 3



0 43100 09918 5

Notes
to GMB
Reduce
so paste
my note



22101D416F

New PIT

DATA

RELEASE

SEA TURTLE TUMOR FORM

DATE: 6/25/97 STRANDING ID, DATE AND LOCATION:

Strand MALIKO, MAUI ID 4-15-97

PERSON RECORDING DATA: R/DME via Skippy Han

DESCRIPTIVE REMARKS: mild emaciation
RFF only 5 scales, instead of 6.
released at Kaneohe Beach Park, swim out strong, observed going
in and coming out for air about 5 times.

New

TAGS: R3-4-11322
LHF 11321
(New)

SEX: MALE, FEMALE OR UNDETERMINED U
DB: VB:

STRAIGHT CARAPACE-LENGTH: 62.0 WIDTH: 50.7

NOTCH LENGTH: 61.8 PPS (Y/N): Y

CURVED CARAPACE LENGTH: 66.0 WIDTH: 59.0

HEAD WIDTH: 10.0

TAIL LENGTH: T 13.0 c 9.0

RIGHT FRONT FLIPPER WIDTH: 9.9 SAMPLES COLLECTED:

PLASTRON LENGTH: 49.5

WEIGHT: —

injected
3.6 LIG.

SHAW -
standardized entry into TDBS
as per Koa's holo

LOCATION, SIZE, AND NUMBER OF TUMORS

	#1	#2	#3	#4	TOTAL	REMARKS
RT. EYE						
LT. EYE						
MOUTH	1		1			
NECK	1	1				left jaw hinge#3, right jaw hinge#1
RFF		2		1		
LFF		2	1	1		
RHF	1	1				
LHF	1	1				
CLOACA/TAIL						
SEAMS/SCUTES						
INTERNAL						
TOTAL	3	6	1 2	2	13	

5/2

OTHER INFORMATION:

11322 - 4-15-97
 11321 - Strand ID
 Note that eye tumors had
 been surgically removed by Dr. Morris

TUMOR SCORE: 2

APPROXIMATE TUMOR SIZE CATEGORIES:

- #1 = DETECTABLE PATCH TO 1CM DIAMETER
- #2 = >1CM TO 4CM
- #3 = >4CM TO 10CM
- #4 = >10CM

um
DPS

SEA TURTLE NECROPSY/TUMOR FO



NECROPSY DATE: 10/28/96

STRANDING ID, DATE AND LOCATION:

Kualoa

~~19~~ Gillnet entangled
 VIA SCOTT BLOOM (SSG) 10-26-96
 PERSON RECORDING DATA: SKM
 KUALOA

DESCRIPTIVE REMARKS: Plu by Scott Bloom (SSG) and taken to Makai Animal Clinic for weekend observation
 Plu by SKM on 10-28-96 and taken to NILES KRF
 left eye sunken in, no vision 11/1/96
 NO vision R-eye
 strong, vigorous.
 Excellent body condition.
 New tags
 New pot =

RFL Q112
 LH Q113
 release 11/1/96
 Waikoloa Beach Park, Hawaii
 by

Bio od for plasma
 banking and DNA

TAGS:

Severe = 3

new
 Q112
 Q113

SEX: MALE, FEMALE OR UNDETERMINED

DB: 22 VB:

STRAIGHT CARAPACE-LENGTH:

61.2

WIDTH:

48.4

NOTCH LENGTH:

60.8

PPS (Y/N):

CURVED CARAPACE LENGTH:

66.0

WIDTH:

60.0

HEAD WIDTH:

8.8

TAIL LENGTH: T

C

RIGHT FRONT FLIPPER WIDTH:

10.6

SAMPLES COLLECTED:

PLASTRON LENGTH:

WEIGHT:

72.2#

10/31/96 Examined at
 KRF by RM, AA, GHB
 and JME.

Release beach fork 11/1/96
Waiahole

9112
9113

LOCATION, SIZE, AND NUMBER OF TUMORS

	#1	#2	#3	#4	TOTAL	REMARKS
RT. EYE			1		1	Multilobed, NO APPARENT VISION.
LT. EYE	2	M			2	EYE BALL Ruptured NO vision
MOUTH						
NECK			3		3	
RFF	2	4	2		8	
LFF		1	2	1	3	
RHF						
LHF						
CLOACA/TAIL						
SEAMS/SCUTES						
INTERNAL						
TOTAL					17	

Very sensitive to fork

OTHER INFORMATION:

Some rasping sound when breathing but no mouth tumors seen during difficult oral exam.

TUMOR SCORE:

3

APPROXIMATE TUMOR SIZE CATEGORIES:

- #1 = DETECTABLE PATCH TO 1CM DIAMETER
- #2 = >1CM TO 4CM
- #3 = >4CM TO 10CM
- #4 = >10CM

SEA TURTLE NECROPSY/TUMOR FORM

NECROPSY DATE: 1 / 1 STRANDING ID, DATE AND LOCATION:

3-25-97, Hana, Maui

PERSON RECORDING DATA: LANA BIRD

Via
skippy Hau

DESCRIPTIVE REMARKS:

8 cm gash under nuchal scute
necrotic wound ~~due~~ injury ~~due~~ from
possible gaffing.2 in (5 cm) slash wound on right side
of neck where hook was removed. necrotic
but healing

TAGS:

Newly Tagged
RFF#11325
LFF#11324
LHF#11323

2211346772



2211346772

SEX: MALE, FEMALE OR
UNDETERMINEDTumor
Score = 0

DB:



VB:



STRAIGHT CARAPACE-LENGTH:

45.4

WIDTH:

34.8

NOTCH LENGTH:

45.1

PPS (Y/N):

Y

CURVED CARAPACE LENGTH:

48

WIDTH:

41

HEAD WIDTH:

7.2

TAIL LENGTH: T

10.5

c

7

SAMPLES COLLECTED:

RIGHT FRONT FLIPPER WIDTH:

8.4

PLASTRON LENGTH:

34.3

WEIGHT:

Blood taken for plasma banking & DNA - 11323

Released Kawai'ui BP. 4/24/97 - swim away strongly
saw breath 1x.1196 KRF by RM, AA, GHA
and others

LOCATION, SIZE, AND NUMBER OF TUMORS

	#1	#2	#3	#4	Total	Remarks
RT. EYE	2				2	
LT. EYE	2				2	
MOUTH	1	1			2	
NECK	4	7			11	#1 L/H / #2 glottis
RFF	5	9	1		15	
LFF	2	7	3		12	
RHF	1	5			6	
LHF		3			3	
CLOACA/TAIL		1			1	#2 cloaca
SEAMS/SCUTES						
INTERNAL						
Total	17	33	4		54	

OTHER INFORMATION:

#6 10-21-96 KANEHOE BAY; A.O.L.
 2φφ716φC37

TUMOR SCORE:

3

LOCATION, SIZE, AND NUMBER OF TUMORS

	#1	#2	#3	#4	Total	Remarks
RT. EYE	1	1			2	
LT. EYE	1				1	
MOUTH						
NECK	2	3			5	
RFF	1	3	2		6	
LFF		2	2		4	
RHF	3	2			5	
LHF	1	2	1		4	
CLOACA/TAIL		1			1	
SEAMS/SCUTES						
INTERNAL						
Total	9	14	5		28	

OTHER INFORMATION:

2880C57225B

#12 10-24-94 Kaneohe Bay; A.D.L. Boat/Dive

TUMOR SCORE:

3

LOCATION, SIZE, AND NUMBER OF TUMORS

	#1	#2	#3	#4	Total	Remarks
RT. EYE		1			1	
LT. EYE	1				1	
MOUTH						
NECK						
RFF						
LFF				1	1	#4 RFL tag site
RHF		1			1	
LHF						
CLOACA/TAIL						
SEAMS/SCUTES				1	1	#4 partially originating from cloaca and encompassing hind region
INTERNAL						
Total	1	2		2	5	

OTHER INFORMATION:

1F6D610808

#13 10-24-96 Kaneohe Bay; A.O.L.

TUMOR SCORE:

3

LOCATION, SIZE, AND NUMBER OF TUMORS

	#1	#2	#3	#4	Total	Remarks
RT. EYE						
LT. EYE	1				1	
MOUTH			1		1	#3 LTH
NECK						
RFF	3	2	1		6	
LFF	1	3			4	
RHF						
LHF						
CLOACA/TAIL						
SEAMS/SCUTES						
INTERNAL						
Total	45	5	2		12	

OTHER INFORMATION:

1F6D3A7C3E

#15 10-24-96 Kaneohe Bay; A.O.L.

TUMOR SCORE:

LOCATION, SIZE, AND NUMBER OF TUMORS

	#1	#2	#3	#4	Total	Remarks
RT. EYE		1				
LT. EYE						
MOUTH						
NECK						
RFF						
LFF						
RHF						
LHF						
CLOACA/TAIL						
SEAMS/SCUTES						
INTERNAL						
Total						

OTHER INFORMATION:

2 10-28-96 Kaneohe Bay,
 Marks reef

TUMOR SCORE:



LOCATION, SIZE, AND NUMBER OF TUMORS

	#1	#2	#3	#4	Total	Remarks
RT. EYE		1			1	#2 completely missing
LT. EYE		1			1	#2 completely missing
MOUTH		1	1		2	#2 L/JH #3 R/JH
NECK	6	8	1		15	
RFF	2	4	1		7	
LFF		6	2	1	9	
RHF	9				9	
LHF	3				3	
CLOACA/TAIL	2				2	2#1 cloaca
SEAMS/SCUTES			1		1	#3 head
INTERNAL					50	
Total	22	21	6	1	40	

OTHER INFORMATION:

10-29-96 Kaneohe Bay; A.O.L.

4 / Od: Q60
Q61
New: A07D340E69

TUMOR SCORE:

3

LOCATION, SIZE, AND NUMBER OF TUMORS

	#1	#2	#3	#4	Total	Remarks
RT. EYE	1				1	
LT. EYE		1			1	
MOUTH						
NECK		1	1		2	
RFF	1	1			2	#1 RFL tag site
LFF		2	3		5	#3 LFL tag site
RHF						
LHF						
CLOACA/TAIL	1				1	#1 cloaca
SEAMS/SCUTES						
INTERNAL						
Total	3	5	4		12	

OTHER INFORMATION:

#5 / od: H944
 H945
 K701

10-29-96 Kaneohe Bay; A.O.L.

2210711903

TUMOR SCORE:

2

END
10/29/96
K710

LOCATION, SIZE, AND NUMBER OF TUMORS

RT. EYE
LT. EYE
MOUTH
NECK
RFF
LFF
RHF
LHF
CLOACA/TAIL
SEAMS/SCUTES
INTERNAL
Total

#1	#2	#3	#4	Total	Remarks
	1			1	
2				2	
1	1			2	#2 LJT, #1 Glom's
8	13			21	
1	6	2		9	
2	1	1		4	#3 LFF tag site
1	2			3	
2	1			3	
		1		1	
17	25	4		20 46	

OTHER INFORMATION:

#6/61d: K710
K711
K712

10-29-96

Kaneohe Bay, h.o.l.

NEW: 407D35414F

TUMOR SCORE: 3

LOCATION, SIZE, AND NUMBER OF TUMORS

	#1	#2	#3	#4	Total	Remarks
RT. EYE	1	1				
LT. EYE	1	1				
MOUTH	1					
NECK		6	2			RJH (#1)
RFF	4	7	1			
LFF		2	3			
RHF		1	1	1		
LHF				1		
CLOACA/TAIL	1	1				
SEAMS/SCUTES		1				
INTERNAL						Plastron
Total						

OTHER INFORMATION:

#6 / old LFL K705
 RFL K706
 LH K707

7/8/97

Kan eok
 AOL ^{Bing}

New 407C466062

TUMOR SCORE:

4

LOCATION, SIZE, AND NUMBER OF TUMORS

	#1	#2	#3	#4	Total	Remarks
RT. EYE	1					
LT. EYE	1					
MOUTH						
NECK						
RFF						
LFF						
RHF						
LHF						
CLOACA/TAIL						
SEAMS/SCUTES						
INTERNAL						
Total						

7/8/97
Kaneohe Bay
AOL

OTHER INFORMATION:

#7 / V439
V438

new
PIT 4070421071

TUMOR SCORE:

~~1/1~~ 1

LOCATION, SIZE, AND NUMBER OF TUMORS

	#1	#2	#3	#4	Total	Remarks
RT. EYE						
LT. EYE		1				
MOUTH						
NECK			1			
RFF						
LFF						
RHF						
LHF						
CLOACA/TAIL						
SEAMS/SCUTES						
INTERNAL						
Total						

OTHER INFORMATION:

#8 / new PIT 4070401A1B

7/8/97

TUMOR SCORE:

2

LOCATION, SIZE, AND NUMBER OF TUMORS

	#1	#2	#3	#4	Total	Remarks
RT. EYE		2			2	
LT. EYE	1	1			2	
MOUTH	2				2	1#1 RTH, 1#1 LTH
NECK		2			2	
RFF	5	6			11	
LFF	5	5	2		12	
RHF						
LHF		1	1		2	
CLOACA/TAIL						
SEAMS/SCUTES						
INTERNAL						
Total	13	17	3		33	

OTHER INFORMATION:

07-24-97 #4 407D2A6512
 Kaneohe Bay, A.O.L.

TUMOR SCORE:

3

LOCATION, SIZE, AND NUMBER OF TUMORS

	#1	#2	#3	#4	Total	Remarks
RT. EYE	1	1			2	
LT. EYE		2			2	
MOUTH						
NECK		7			7	
RFF		8	1		9	
LFF	2	3	2		7	
RHF		1	1		2	
LHF		2	1		3	#3 LHF tag site
CLOACA/TAIL			1		1	
SEAMS/SCUTES						
INTERNAL						
Total	3	9	6		33	

24

OTHER INFORMATION:

07-24-97 #5 K990
Kaneohe Bay, A.O.L.

TUMOR SCORE:

3

LOCATION, SIZE, AND NUMBER OF TUMORS

	#1	#2	#3	#4	Total	Remarks
RT. EYE		1			1	
LT. EYE	1	1			2	
MOUTH	2	2			4	
NECK		3	1		4	1#2 L JH, 2#1 R JH, 1#2 VRF
RFF		5			5	
LFF	1	3			4	
RHF						
LHF		1			1	
CLOACA/TAIL						
SEAMS/SCUTES						
INTERNAL						
Total	4	14	1		21	

OTHER INFORMATION:

08-19-97

#2

Kaneohe Bay, Mark's Reef



22100D4020

TUMOR SCORE:

2

LOCATION, SIZE, AND NUMBER OF TUMORS

	#1	#2	#3	#4	Total	Remarks
RT. EYE	1				1	
LT. EYE		2			2	
MOUTH						
NECK						
RFF						
LFF	1				1	
RHF						
LHF						
CLOACA/TAIL						
SEAMS/SCUTES						
INTERNAL						
Total	2	2			4	

OTHER INFORMATION:

08-10-07 Kaneohe Bay; Mark's Reef

#3




TUMOR SCORE:

1

LOCATION, SIZE, AND NUMBER OF TUMORS

	#1	#2	#3	#4	Total	Remarks
RT. EYE	1	1			2	
LT. EYE		2			2	
MOUTH	1				1	#1LJH
NECK		3	2	2	7	
RFF				1	1	
LFF			3	1	4	
RHF		1			1	
LHF		1			1	
CLOACA/TAIL						
SEAMS/SCUTES						
INTERNAL						
Total	2	8	5	4	19.	

OTHER INFORMATION:
 00-19-97 Kaneohe Bay; Mark's Reef
 #4 V96, V98
 22100A6939


TUMOR SCORE: 3

LOCATION, SIZE, AND NUMBER OF TUMORS

	#1	#2	#3	#4	Total	Remarks
RT. EYE	0	1			1	
LT. EYE	1	1			2	
MOUTH	2				2	
NECK		2			2	1#1 RJH, 1# LTH
RFF		1			1	1#2 patch
LFF	1	2			3	1#2 patch
RHF						
LHF						
CLOACA/TAIL						
SEAMS/SCUTES						
INTERNAL						
Total	4	7			11	

OTHER INFORMATION:

08-19-97
#5

Kaneohe Bay, ~~Munak's~~ Reef 42

221A580508



TUMOR SCORE:

2

evd

LOCATION, SIZE, AND NUMBER OF TUMORS

	#1	#2	#3	#4	Total	Remarks
RT. EYE			1		1	
LT. EYE		1			1	
MOUTH	1				1	#1 WJH
NECK	1	1	1		3	
RFF						
LFF	1		1		2	
RHF			2		2	
LHF	1	2			3	
CLOACA/TAIL	1	1			2	
SEAMS/SCUTES			1		1	Near the tail
INTERNAL						
Total	5	5	6		16	

OTHER INFORMATION:
 08-10-97 Kaneohe Bay; A.O.L.
 # 
 4150461334


TUMOR SCORE: 3

LOCATION, SIZE, AND NUMBER OF TUMORS

①

	#1	#2	#3	#4	Total	Remarks
RT. EYE		3				
LT. EYE	1	1				
MOUTH						
NECK		6				
RFF	1	3	2			
LFF		3				
RHF	2	2				
LHF		1				
CLOACA/TAIL		1				
SEAMS/SCUTES		1				foremargin of carapace
INTERNAL						
Total						

OTHER INFORMATION:

Mark's Reef 10/14/97

PH: 221A7C2E41

TUMOR SCORE: 2

LOCATION, SIZE, AND NUMBER OF TUMORS

	#1	#2	#3	#4	Total	Remarks
RT. EYE	2					
LT. EYE	2					Ringings
MOUTH	2					1# LSH, 1# RSH
NECK		1				
RFF			1			
LFF		2				
RHF						
LHF			1			
CLOACA/TAIL						
SEAMS/SCUTES	2	1				Plastron #Reside #15 Left side
INTERNAL						
Total						

OTHER INFORMATION:

7/21/98 REEF 42

407D2F7F06



Adult Leeches

TUMOR SCORE:

2

LOCATION, SIZE, AND NUMBER OF TUMORS

	#1	#2	#3	#4	Total	Remarks
RT. EYE	2					ringing.
LT. EYE		1				tunnel vision 80% occluded
MOUTH						
NECK	1					
RFF			2	#3		#3 distal penetrates ventral to dorsal
LFF						
RHF		2				
LHF		2	1			
CLOACA/TAIL						
SEAMS/SCUTES						
INTERNAL						
Total						

OTHER INFORMATION:

407D1A502D



4/21/98
REEF 42

TUMOR SCORE:

3

CAPTURE DATE, LOCATION AND METHOD:

①
4/24/98 Friday A.O.L. BOAT DIVE
PERSON RECORDING DATA: DME

OLD TAGS:

NEW TAGS: RFL LFL

TUMOR SCORE

OTHER NEW TAGS: PIT 407D2F0453

STRAIGHT CARAPACE-LENGTH: 41.5 WIDTH: 34.0

NOTCH LENGTH: 41.5 DB: 33 L.O. VB: NK L.C.

CURVED CARAPACE LENGTH: 44.0 WIDTH: 36.0

HEAD WIDTH:

PPS: YES OR NO OR NE

TAIL LENGTH: T C

RIGHT FRONT FLIPPER WIDTH:

SAMPLES COLLECTED:

PLASTRON LENGTH:

WEIGHT:

DESCRIPTIVE REMARKS:

8ml Blood taken
Plasma for Banking (FW)
1.0 ml LQ

CAPTURE DATE, LOCATION AND METHOD:

③
4/24/98 Reef 43 HANDS NORTH
PERSON RECORDING DATA: DME

OLD TAGS:

NEW TAGS: RFL LFL

TUMOR SCORE

OTHER NEW TAGS: PIT. 407D281F03

STRAIGHT CARAPACE-LENGTH: 45.1 WIDTH: 35.2

NOTCH LENGTH: 44.8 DB: L.O. VB:

CURVED CARAPACE LENGTH: 47.5 WIDTH: 41.0

HEAD WIDTH:

PPS: YES OR NO OR NE

TAIL LENGTH: T C

RIGHT FRONT FLIPPER WIDTH:

SAMPLES COLLECTED:

PLASTRON LENGTH:

WEIGHT:

DESCRIPTIVE REMARKS:

1.7 ml LQ

PCA

CAPTURE DATE, LOCATION AND METHOD:

4/24/98 *Reef* / *Ref 43*
PERSON RECORDING DATA: *DMZ*

OLD TAGS:

NEW TAGS: RFL
LFL

NEW TAGS: RFL
LFL

TUMOR SCORE

0

OTHER NEW TAGS:

407D435E0B

STRAIGHT CARAPACE-LENGTH: 48.2

WIDTH: 40.2

NOTCH LENGTH: 47.6

DB: L.O. VB: L.C.

CURVED CARAPACE LENGTH: 51.0

WIDTH: 45.0

HEAD WIDTH:

PPS: YES OR NO OR NE

SEX: MALE, FEMALE OR UNDETERMINED

TAIL LENGTH: T

C

RIGHT FRONT FLIPPER WIDTH:

SAMPLES COLLECTED

PLASTRON LENGTH:

WEIGHT:

DESCRIPTIVE REMARKS:

1.7 mL LQ

8 mL Blood taken

By PLASMA

for banking (TW)

CAPTURE DATE, LOCATION AND METHOD:

4/24/98 *Reef 43*
PERSON RECORDING DATA: *DMZ*

OLD TAGS:

NEW TAGS: RFL
LFL

NEW TAGS: RFL
LFL

TUMOR SCORE

0

OTHER NEW TAGS:

407D4A6750

STRAIGHT CARAPACE-LENGTH: 41.3

WIDTH: 33.7

NOTCH LENGTH: 40.4

DB: L.O. VB: L.C.

CURVED CARAPACE LENGTH: 43.0

WIDTH: 37.0

HEAD WIDTH:

PPS: YES OR NO OR NE

SEX: MALE, FEMALE OR UNDETERMINED

TAIL LENGTH: T

RIGHT FRONT FLIPPER WIDTH:

SAMPLES COLLECTED

PLASTRON LENGTH:

WEIGHT:

DESCRIPTIVE REMARKS:

1.0 mL LQ

8 mL Blood taken

PLASMA for

Banking (TW)

4

CAPTURE DATE, LOCATION AND METHOD:

4/24/96 DMZ

Ref 43/42 HAND/SNAKE

PERSON RECORDING DATA:

OLD TAGS: RA 1147

NEW TAGS: RFL

TUMOR SCORE

1

OTHER NEW TAGS: PIT

407D230D6D

STRAIGHT CARAPACE-LENGTH: 68.5

WIDTH: 56.4

NOTCH LENGTH: 66.1

DB: 19

L.O.

VB: L.C

CURVED CARAPACE LENGTH: 74.5

WIDTH: 70.5

HEAD WIDTH:

PPS: YES OR NO OR NE

SEX: MALE, FEMALE OR UNDETERMINED

TAIL LENGTH: T

C

RIGHT FRONT FLIPPER WIDTH:

SAMPLES COLLECTED

PLASTRON LENGTH:

8ml Blood taken

WEIGHT:

PLASMA for BANKING (T/W)

DESCRIPTIVE REMARKS:

4.3 ml LQ
1#1 LFL give: RFL, LFL
possible bear from head only

CAPTURE DATE, LOCATION AND METHOD:

4/24/98 DMZ

Ref 47/42 HAND/SNAKE

PERSON RECORDING DATA:

OLD TAGS:

NEW TAGS: RFL

TUMOR SCORE

2

OTHER NEW TAGS: PIT

407D310C45

STRAIGHT CARAPACE-LENGTH: 65.3

WIDTH: 51.9

NOTCH LENGTH: 64.8

DB:

L.O.

VB: L.C

CURVED CARAPACE LENGTH: 70.0

WIDTH: 63.0

HEAD WIDTH:

PPS: YES OR NO OR NE

SEX: MALE, FEMALE OR UNDETERMINED

TAIL LENGTH: T

C

RIGHT FRONT FLIPPER WIDTH:

SAMPLES COLLECTED

PLASTRON LENGTH:

8ml Blood taken

WEIGHT:

PLASMA for BANKING (T/W)

DESCRIPTIVE REMARKS:

#3 LH
#2 neck - 1#1 neck
#1 RFL
#1 RFL

CAPTURE DATE, LOCATION AND METHOD:

4/24/98

HAND/SNORKEL
Ref 43/42

PERSON RECORDING DATA: DMK

OLD TAGS:

NEW TAGS: RFL
LFL

TUMOR SCORE

1

OTHER NEW TAGS:

407D3C5265

STRAIGHT CARAPACE-LENGTH:

56.8

WIDTH:

44.6

NOTCH LENGTH:

56.8

DB:

38

L.O.

VB:

NT

L.C

CURVED CARAPACE LENGTH:

64.0

WIDTH:

56.0

HEAD WIDTH:

PPS: YES OR NO OR NE

SEX: MALE, FEMALE OR UNDETERMINED

W

TAIL LENGTH:

T

C

RIGHT FRONT FLIPPER WIDTH:

SAMPLES COLLECTED

PLASTRON LENGTH:

8ml Blood taken

WEIGHT:

DESCRIPTIVE REMARKS:

1 leg

PLASTRON FOR BANKING (TW)
3.0 ml LQ

CAPTURE DATE, LOCATION AND METHOD:

4/24/98

HAND/SNORKEL
Ref 43/42

PERSON RECORDING DATA: DMZ

OLD TAGS:

NEW TAGS: RFL
LFL

TUMOR SCORE

3

OTHER NEW TAGS:

407D3D5803

STRAIGHT CARAPACE-LENGTH:

60.1

WIDTH:

47.7

NOTCH LENGTH:

59.7

DB:

L.O.

VB:

L.C

CURVED CARAPACE LENGTH:

65.0

WIDTH:

56.5

HEAD WIDTH:

PPS: YES OR NO OR NE

SEX: MALE, FEMALE OR UNDETERMINED

TAIL LENGTH:

T

C

RIGHT FRONT FLIPPER WIDTH:

SAMPLES COLLECTED

PLASTRON LENGTH:

8ml

Blood taken

WEIGHT:

DESCRIPTIVE REMARKS:

PLASTRON FOR BANKING (TW)
3.6 ml LQ

see tumor page ->

CAPTURE DATE, LOCATION AND METHOD:

4/24/98 HAND/SNORKEL
PERSON RECORDING DATA: DME Red 43/42

OLD TAGS: RFL H792 NEW TAGS: RFL LFL

TUMOR SCORE: 2 OTHER NEW TAGS: PIT 407D3D4615

STRAIGHT CARAPACE-LENGTH: 67.5 WIDTH: 54.1
NOTCH LENGTH: 67.4 DB: 9 L.O. VB: L.C.

CURVED CARAPACE LENGTH: 72.5 WIDTH: 64.5
HEAD WIDTH: [] SEX: MALE, FEMALE OR UNDETERMINED U

PPS: YES OR NO OR NE [] TAIL LENGTH: T [] C []

RIGHT FRONT FLIPPER WIDTH: [] SAMPLES COLLECTED: 8ml Blood taken

PLASTRON LENGTH: [] PLASTRON LENGTH: [] WEIGHT: []

DESCRIPTIVE REMARKS: Healed slit LFF; 4#1 tail cloaca
#1 RFL bite #2 RFF 2#1, #2 RHF
#1 #2 LFF. 2#1, #2 RHF

#3 neck, Healed wedges LHF, RHF
7#1 LHF, 10#1, 10#2, 10#3, 10#4

CAPTURE DATE, LOCATION AND METHOD:

4/24/98 HAND/SNORKEL
PERSON RECORDING DATA: [] Red 43/42

OLD TAGS: [] NEW TAGS: RFL LFL

TUMOR SCORE: 3 OTHER NEW TAGS: RFF 407D0B402B

STRAIGHT CARAPACE-LENGTH: 51.1 WIDTH: 40.9
NOTCH LENGTH: 51.1 DB: 48 L.O. VB: L.C.

CURVED CARAPACE LENGTH: 55.5 WIDTH: 49.5
HEAD WIDTH: [] SEX: MALE, FEMALE OR UNDETERMINED U

PPS: YES OR NO OR NE [] TAIL LENGTH: T [] C []

RIGHT FRONT FLIPPER WIDTH: [] SAMPLES COLLECTED: 8ml Blood taken

PLASTRON LENGTH: [] PLASTRON LENGTH: [] WEIGHT: []

DESCRIPTIVE REMARKS: 2, 3 ml LQ
see tumor page

[]

CAPTURE DATE, LOCATION AND METHOD:

4/24/98; BOAT/DIVE
~~HAND/SOCKET~~

11

PERSON RECORDING DATA:

PME A.O.L.

OLD TAGS:

NEW TAGS: RFL
LFL

TUMOR SCORE

0

OTHER NEW PIT TAGS:

407D285E59

46.5



STRAIGHT CARAPACE-LENGTH:

46.5

WIDTH:

37.1

NOTCH LENGTH:

46.2

DB:

52

L.O.

VB:

97

L.C.

CURVED CARAPACE LENGTH:

49.5

WIDTH:

43.5

HEAD WIDTH:

SEX:

MALE, FEMALE OR UNDETERMINED

U

PPS: YES OR NO OR NE

TAIL LENGTH: T

C

RIGHT FRONT FLIPPER WIDTH:

SAMPLES COLLECTED:

PLASTRON LENGTH:

8 mL blood taken

WEIGHT:

PLASTRON FOR BANKING (TW)

DESCRIPTIVE REMARKS:

Halophila in mouth 1.7 mL LG

CAPTURE DATE, LOCATION AND METHOD:

4/24/98; BOAT/DIVE
PME A.O.L.

2nd

12

OLD TAGS:

NEW TAGS: RFL
LFL

TUMOR SCORE

2

OTHER NEW PIT TAGS:

407D3C3726



STRAIGHT CARAPACE-LENGTH:

57.9

WIDTH:

46.2

NOTCH LENGTH:

57.7

DB:

8

L.O.

VB:

21

L.C.

CURVED CARAPACE LENGTH:

62.5

WIDTH:

55.5

HEAD WIDTH:

SEX:

MALE, FEMALE OR UNDETERMINED

U

PPS: YES OR NO OR NE

TAIL LENGTH: T

C

RIGHT FRONT FLIPPER WIDTH:

SAMPLES COLLECTED:

PLASTRON LENGTH:

8 mL blood taken

WEIGHT:

PLASTRON FOR BANKING (TW)

DESCRIPTIVE REMARKS:

PCA, 7 central, 5 lateral left, 4 lateral right

see tumor page. 3.0 mL LG

LOCATION, SIZE, AND NUMBER OF TUMORS

	#1	#2	#3	#4	Total	Remarks
RT. EYE	2	1				
LT. EYE	3					
MOUTH						
NECK			1			LJ# 1#1
RFF	1	1				#1 at RFL
LFF	3	1				
RHF	6	1				
LHF	7	2				
CLOACA/TAIL	4					
SEAMS/SCUTES	1					
INTERNAL						
Total	27	6	1			

OTHER INFORMATION:



4070304815

#9 capture
4/24/98
Reef 43/42

TUMOR SCORE:

2

LOCATION, SIZE, AND NUMBER OF TUMORS

	#1	#2	#3	#4	Total	Remarks
RT. EYE	1					
LT. EYE	1	1				
MOUTH	1					
NECK		1				#1 RSH,
RFF			1	1		
LFF			1	1		
RHF			1	1		
LHF			1	1		
CLOACA/TAIL						
SEAMS/SCUTES						
INTERNAL						
Total	3	2	1	2		

OTHER INFORMATION:

4φ7DφB4φ2B #10 capture
 4/24/98
 Reef 43/42

Adult leeches + leech eggs
 mild emaciation

TUMOR SCORE:

3

LOCATION, SIZE, AND NUMBER OF TUMORS

	#1	#2	#3	#4	Total	Remarks
RT. EYE		2				
LT. EYE		2				
MOUTH	2					
NECK	6	5				1#1 LJH, 1#1 RJH
RFF	15	2				
LFF	8	1				
RHF		2				
LHF	1	4				
CLOACA/TAIL	2	2	1			#1 = Tail #2 multi lobed cloaca
SEAMS/SCUTES	1					Plastron
INTERNAL						
Total	36	20	1			

OTHER INFORMATION:

407D3C3726



4/24/98
A.O.L.

TUMOR SCORE:

2

Summary of release data for 7-08-97 and 7-09-97 Kaneohe Bay green turtles held at KRF
for T. Work - USGS / NMFS Immunology Study

Marine Turtle Research Program
Honolulu Laboratory
National Marine Fisheries Service

Turtle Pit ID #	Release Date	SCL (cm)	SCW (cm)	Notch (cm)	CCL (cm)	CCW (cm)	WT (lbs)	Plastron (cm)	Head (cm)	RFF (cm)	Tail		Tumor Score	Amount of Liquamyacin (cc) upon release
											T	C		
0C	8-04-97	43.0	37.0	42.4	45.5	42.0	22.0	---	---	---	---	---	0	1.0
03	12-12-97	53.9	44.3	53.8	58.0	52.0	47.0	43.7	8.7	9.7	12.0	8.5	0	2.3
28	2-26-98	58.9	45.7	58.5	63.0	54.0	64.0	47.2	8.9	10.1	13.0	8.5	0	3.0
22	3-10-98	45.6	37.6	56.3	48.0	42.5	32.0	37.7	7.8	8.2	11.0	7.5	0	1.7
70	3-10-98	56.6	43.3	56.3	60.0	52.0	63.0	46.0	9.0	9.9	13.0	8.5	0	3.0
00*	3-10-98	53.5	40.6	52.1	58.0	48.0	54.0	43.6	8.4	10.1	13.0	9.0	1	2.3
50	3-10-98	50.2	40.9	49.9	53.5	48.0	46.0	42.3	8.4	8.8	11.0	8.0	0	2.3
17**	3-11-98	50.5	39.9	50.2	54.0	48.0	43.0	40.1	8.2	8.7	12.0	7.0	0	2.3

* Previously applied flipper tags RFL R29, LFL R30, LHF R31 (Only R31 found on turtle when captured)
** Flipper tags LFL 203Z, RFL 204Z applied 3-11-98

Useful Information

Ref 42 21° 29.629' 157° 49.550

MULTIPLICATION TABLE

1	2	3	4	5	6	7	8	9	10
2	4	6	8	10	12	14	16	18	20
3	6	9	12	15	18	21	24	27	30
4	8	12	16	20	24	28	32	36	40
5	10	15	20	25	30	35	40	45	50
6	12	18	24	30	36	42	48	54	60
7	14	21	28	35	42	49	56	63	70
8	16	24	32	40	48	56	64	72	80
9	18	27	36	45	54	63	72	81	90
10	20	30	40	50	60	70	80	90	100
11	22	33	44	55	66	77	88	99	110
12	24	36	48	60	72	84	96	108	120

Table of Time Measure

60 seconds	= 1 minute
60 minutes	= 1 hour
24 hours	= 1 day
7 days	= 1 week
30 days	= 1 calendar month
12 months	= 1 year
365 days	= 1 common year
366 days	= 1 leap year
100 years	= 1 century

Table of Capacity

1728 cubic	ft.	= 1 cubic	yd.
27 cubic	ft.	= 1 cubic	rd.
128 cubic	ft.	= 1 cubic	in.

24% cubic

NOTE - A
feet long,
A perch
feet long,
high.

Sewage spill may have tainted Kaneohe Bay

Warning signs are posted along Kaneohe Bay while waters are tested for contamination from a sewage spill that may have occurred about two weeks ago.

Sewage entered Kaneohe Bay after debris in two broken manholes clogged a sewer line. The manholes are located within an easement on a vacant private lot at 45-031 Waikalualoko Loop.

A nearby resident alerted the city Wastewater Management Department about 3:35 p.m. yesterday and the spill was under control by 5:10 p.m.

Crews estimated the spill at about 140 gallons but one resident said it had been going on unreported about two weeks, the department said.

State health officials were notified.

CONVERSION TABLES


100 cm	= 1,000 mm
1 m	= 1,000 mm
1 mm	= .001 m
1 cm	= .01 m
1 dm	= .1 m
1 dkm	= 10 m
1 hm	= 100 m
1 km	= 1,000 m

100 cl	= 1,000 ml
1 ml	= .001 l
1 cl	= .01 l
1 dl	= .1 l
1 dkl	= 10 l
1 hl	= 100 l
1 l	= 1,000 l

100 cg	= 1,000 mg
1 mg	= .001 g
1 cg	= .01 g
1 dg	= .1 g
1 dkg	= 10 g
1 hg	= 100 g
1 g	= 100 g

Straight carapace length

Straight carapace length (cm)	mL Liguamycin
35-39.9	0.5
40-44.9	1.0
45-49.9	1.7
50-54.9	2.3
55-59.9	3.0
60-64.9	3.6
65-69.9	4.3
70-74.9	4.9
75-79.9	5.6



NMFS, HONOLULU LAB

Marine Turtle Research

1.000	2.113	1.057	.264
.473	1.000	1/2	1/8
.946	2.000	1.000	1/4
3.785	8.000	4.000	1.000

INCHES	39.37
	36.00
FEET	.0328
	1/12
	1.000
MILES	.621
	1.000
POUNDS	.002
	1/16
	1.000
	2.205
POUNDS	2.205
	1/16
	1.000

Diameter of circle x 3.1416 = circumference

Diameter of circle squared x .7854 = area.

Atmospheric pressure is 14.7 lbs. per sq. in. at sea level.

13 1/2 cu. ft. of air weighs 1 lb.

160 sq. rods = 1 acre

640 acres = 1 sq. mile

An acre measures 208.71 ft. on each side.

A section of land is 1 sq. mile.

A quarter section is 160 acres.

A township is 36 sq. miles.

POL 21° 29.629' 157° 49.550

