

(JANUARY 1981 - MARCH 1983)

SALVAGE RECOVERIES AND RELEASES

BELLOWS NET CAPTURES

MISC. CAPTURES (MAMMALS ETC.)

KAUAI

6-8 MARCH 1979

MOKUPAPAPA EXPEDITION

1-2 SEPTEMBER 1983

1979  
1981-83

000001  
P. 81  
52156

BALAZS



KAUAI - NIHAU - KAULA 16-19 FEB 1979 . . . . pages 6-7  
(EASY RIDER)

S.E. Molokai BEACH 24 FEB 1979 . . . . Page 8  
(EASY RIDER)

KAULA (U.S. NAVY) 6-8 MARCH 1979 . . . . pages 10-21  
MOKUPAPAPA EXPEDITION 1-2 SEPTEMBER 83 . . . . p. 21-

BOB ROSS KANEHOHE BAY RECOVERY !! 2/23/81 . . . . p 30-31  
(mortality)

TIGER SHARK RECOVERY AT MIDWAY (D BOZ, WHOLE) . . . . p 34-36

WAIKIKI Aquarium juvenile green donation 3/8/81 . . . . p 37-38  
(released at Bellows) 3328, 3329

HIROTA - LILIPUNA SALVAGE MORTALITY . . . . . p 41-42

KAWALO SITE CAPTURE (WAIHOLE - WAIKANE) (released at Bellows) p 43-44  
3/13/81 by KAM 3330, 3331

2 KANEHOHE BAY SCUBA CAPTURES - 23-24 MARCH 1981 . . . . p 45-47  
"Porkchop" Reef (released at Bellows) 3332, 3333  
3334, 3335

BELLOWS EXPEDITION 22, 16-17 APRIL 1981 14 hours, 15 min. . . . p 50-52  
(one capture - a recovery) 2335, 2336, 3467

EWA BEACH TMR CAPTURE, 2 MAY 1981 . . . . p 53-54  
- 5057, 5058



COMPOSITION BOOK

BALAZS

9 3/4 IN. x 7 1/2 IN. (24.8 cm x 19 cm)

AVAILABLE AS:

- No. 09-9130 (1130) 60 SHEETS COLLEGE RULED & MARGIN
- No. 09-9132 (1130-P) 60 SHEETS COLLEGE RULED & MARGIN
- No. 09-9134 (1143-X) 100 SHEETS COLLEGE RULED & MARGIN
- No. 09-9132 (1130-P) NUMBERED PAGES

Made in U.S.A.

VERNON McMILLAN, Inc., ELIZABETH, N.J. 07208

LIBRARY OF  
GEORGE H. BALAZS



LIBRARY OF  
GEORGE H. BALAZS

UNIVERSITY OF HAWAII  
Hawaii Institute of Marine Biology  
Coconut Island • P. O. Box 1346 • Kaneohe, Hawaii 96744

Akamine/MacDonald KANEOTE Green p. 56-59  
(3336; 5151) 19 MAY 1981 neck tangled

Maanalua Bay (Hawaii Kai) speared 13 JUNE 81. . . p. 60  
TAG 5476

- DO CARE -  
(DIV. FISH & GAME) MORTALITY Confiscation . . . p. 62  
(DIV. AQUATIC RESOURCES)

BELLOWS EXPEDITION 23, 8-10 JULY 1981 . . . p. 66-69  
(5481, 5482, 3521, 3522) & 3323, 3324, 5483  
839 cm Recovery

ADULT FEMALE 2763 Recovery in AIA WAI

BOAT HARBOR 3 AUGUST 1981 . . . p. 70  
(2761; 5515; 5516)

Waikiki Aquarium donation 8/16/81 p. 72  
(5477; 5478)

- KAHALA HILTON HOTEL ADULT FEMALES (4)

RELEASED OFF MAKAI PIER 8-18-81 . . . p. 75-77  
(5459-5460-5461-5462-5463-5464-5479-5480)  
(3682-3685) (FEARING 2039-2041)

- MOKULEIA CONFISCATION (DO CARE) & Release at C.I.

(5465; 5466 - Released CI 8-20-81) . . . p. 79

- Tagging 1-year old greens reared . . . p. 81  
at SLP & Kewalo Basin (tag numbers used)



- 11-27-81 STEVE MIRANDA / KANE OHE RELEASE . . . p 85  
(Tags 5951-5952)
- 11-28-81 JUVENILE OLIVER RIDLEY.  
SATURDAY ENTANGLED ASHORE ON MOLOKAI . . . p. 88  
2-4-82
- 12-17-81 KAHALA HILTON ADULT FEMALE . . . p. 90  
RELEASE (3531, 32, 33, 34)
- 12-~~11~~-81 DEC 1980 SLP CAPTIVE HATCH (2) (3524-3525) . . . p 90  
7-7-82
- 1-12-82 PIER 40 TUMOR MORTALITY . . . p. 100
- 2-4-82 <sup>FFS</sup> Turtles from Seattle (4) 5811-5814 <sup>HIGH-SEAS</sup> RELEASE . . . p 103
- 2-~~9~~<sup>12</sup>-82 PEARL HARBOR / D. VESTER GREEN TMR . . . p. 105  
(Photos/description in TMR file)
- 2-20-82 BARBERS PT / PRESCOTT EYE TMRs (5468-70). p 100
- 3-11-82 TAGS FOR LAYSAN (KAM) & LISI (HENDERSON) . . . p 105  
& KURE (ED) (5876-5950-LAYSAN)  
(5826-5895-LISI)
- 4-4-82 SUNSET BEACH / KIM WRIGHT MORTALITY . . . p 110
- 4-5-82 DILLINGHAM FIELD / HEAD SPEAR MORTALITY . . . p 112
- 3-24-82 WAIMANALO LEATHERBACK STRANDING . . . p 116



16 FEB 1979  
FRIDAY  
TO KAUAI for ER-KAULA EXPEDITION.  
Depart 2:45 PM HAWAIIAN AIR for  
Lihue, arrive and hiked to town -  
TO Woolworths, McDonalds; ~ 6:45 PM, took  
taxicab to Port Allen - ELEELE Shopping  
center - ER Arrived ~ 8:45 PM.

17 FEB  
SATURDAY  
Depart ~ 5:30 AM for Northern tip of Niihau;  
Counted humpback whales - personnel  
aboard include Naughton, Rice, Ron, Laura  
At Southern end of Niihau set course for  
Kaula; Photos of Kaula as approaching.  
Saw 2 + 1 whales at bomb tip of  
island; seem to be few birds present;  
Noted school of spinner porpoise; also  
3-4 dense beaked whales.  
While at Kaula, heavy rains started;  
photos of waterfalls coming off island;  
note possible adverse effects of  
water on bird eggs. Saw 3 fishing  
boats in area - one was the Koko.  
Need to declare emergency Marine  
Critical Habitat - such as has been  
done for Canaveral ship channel.  
Saw hammerhead shark on Kaula Bank  
in area for 1-1 1/2 hours. Ate lunch  
while drifting near island.  
Total of 62 humpbacks seen.  
33 around Niihau; 38 Kaula -  
427 all islands; Note - no warning



sign on island.

Departed for Southern Nahaui - proceeding to  
Lehua back across channel to Port Allen  
arriving at 8:30 PM.

18 FEB 79

SUNDAY

7:15 AM Depart to circumnavigate Kawai  
counterclockwise: Along Na Pali noted and  
photographed Kalaupū, Honapu (2 coves),  
Nuulola (sign); Miloliū (House) - Back to  
Nawiliwili -

19 FEB

79

Monday

2:30 AM Depart for Honolulu - Arrive 1 PM.

Report from Dale Rice:

During May 1958 he was with Rick  
Wagner on Laysan Island; found 2 turtles  
basking - one large had "tag" on shell  
(Bridges?) - released; smaller one was  
eaten.



24 FEB 79  
SATURDAY

TO Penguin Bank / SE Molokai to whale  
watch - rough channel, much seasickness.  
Went ashore to sand beaches to the  
West of Haleolono Harbor - Fiberglass  
boat seen on beach. Went in Avon,  
15 hp with Naughton and Shallenberger.  
Noted soft mud layers under white sand;  
also dense Kiawe roots in places; Molokai  
Ranch(?) no trespassing sign on beach;  
footprints noted. Lots of muddy  
turbid water inshore - doubt if  
"layering" is present - too stirred up.



24 FEB  
SATURD

# MARCH

SUNDAY	MONDAY	TUESDAY
6AM NOON 6PM	6AM NOON 6PM	6AM NOON 6PM

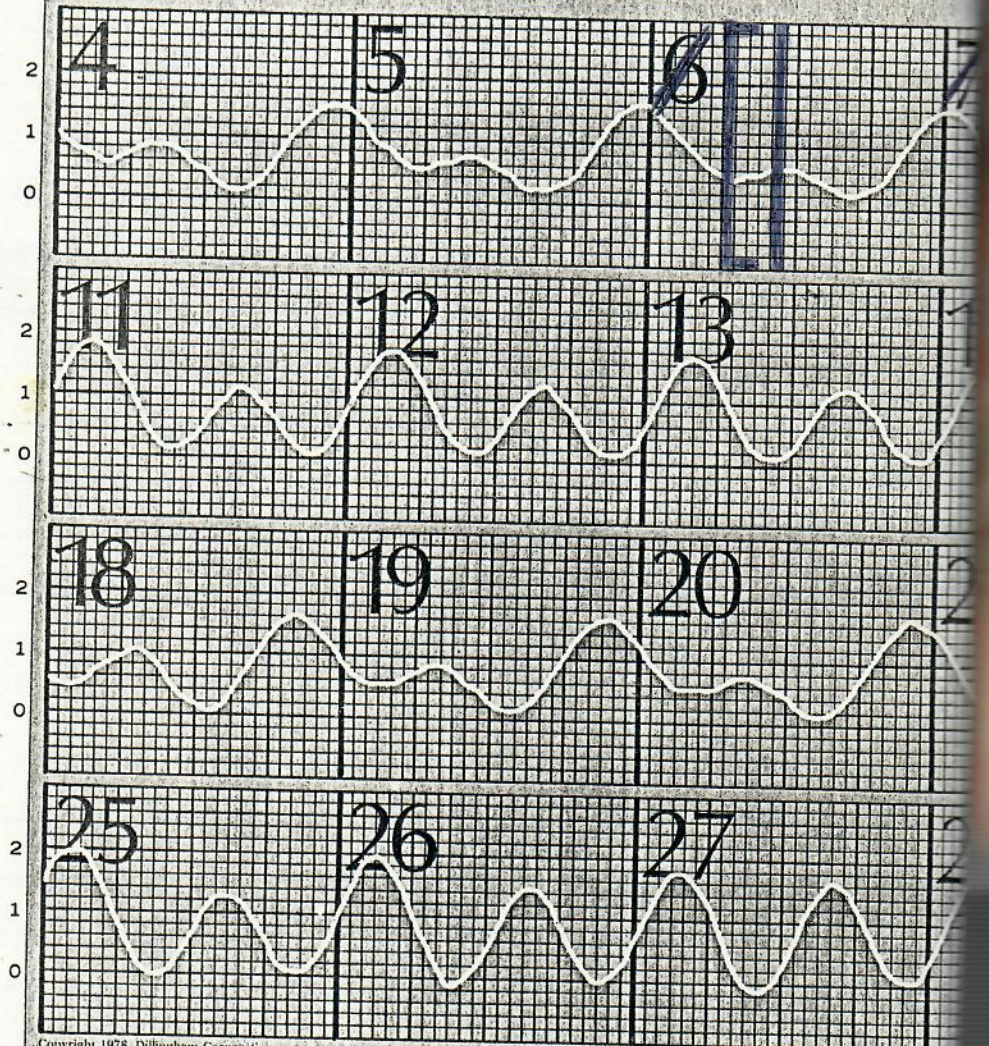
N FEET

### MOON PHASES

FIRST QUARTER MAR 5	FULL MOON MAR 13
LAST QUARTER MAR 21	NEW MOON MAR 27

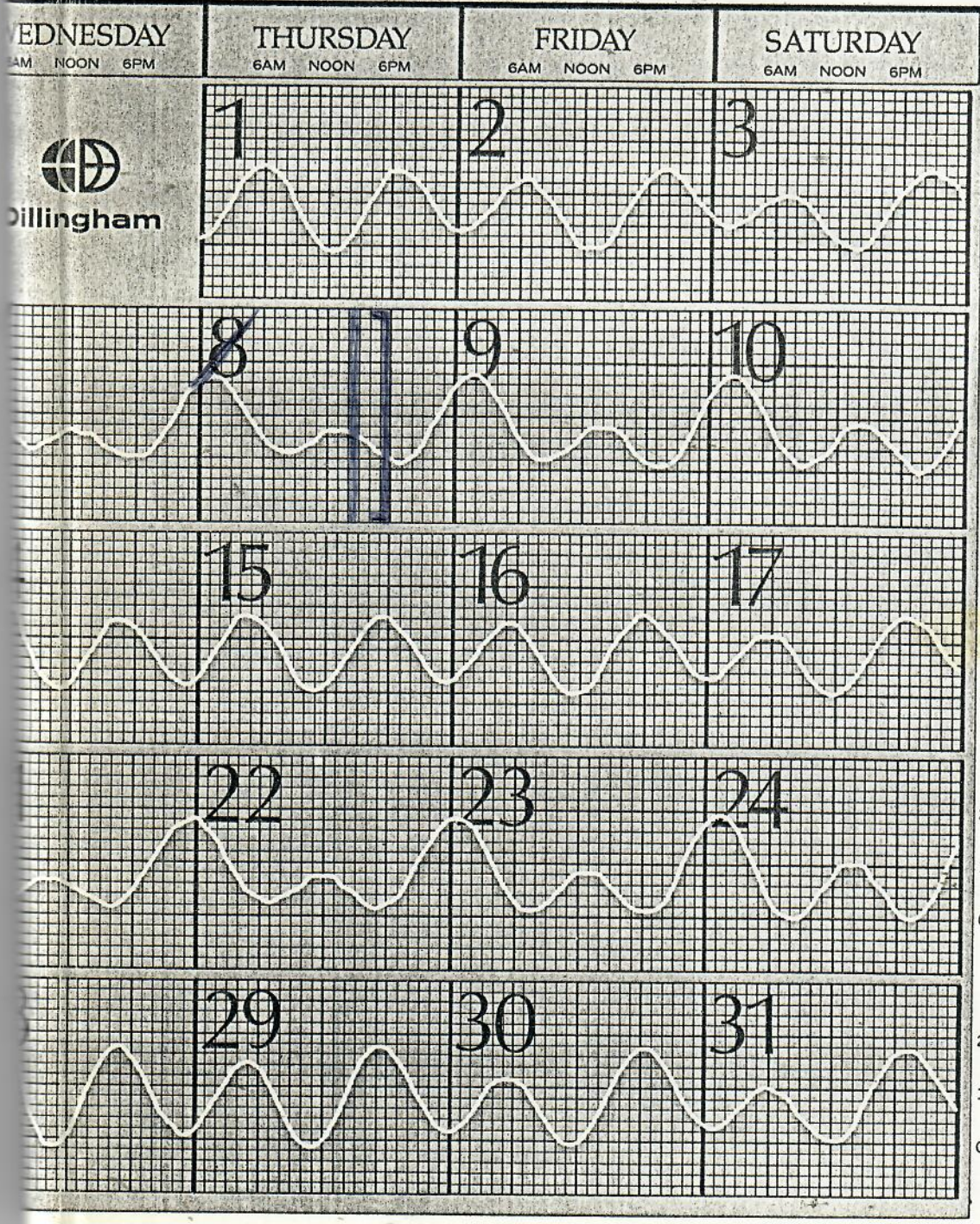
For tide time at following places, add or subtract from Honolulu time.

PORTS	Hrs.	Mins.	PORTS	Hrs.	Mins.
HANALEI BAY, KAUAI	-1	40	KAUNAKAKAI, MOLOKAI	-0	09
NAWILIWILI BAY, KAUAI	-0	32	KAHULUI, MAUI	-1	48
PORT ALLEN, KAUAI	-0	32	KIHEI, MAALAEA BAY, MAUI	-0	14
HALEIWA, OAHU	-1	36	HILO, HAWAII	-0	59
HANAUMA BAY, OAHU	-0	55	HONUAPO, HAWAII	-0	24
KANEOHE BAY, OAHU	-1	35	MAHUKONA, HAWAII	-0	24
LAIE, OAHU	-1	48	KEALAKEKUA BAY, HAWAII	-0	16
WAIANAE, OAHU	+0	16			
WAIMANALO, OAHU	-1	15			





# 979 TIDE CHART



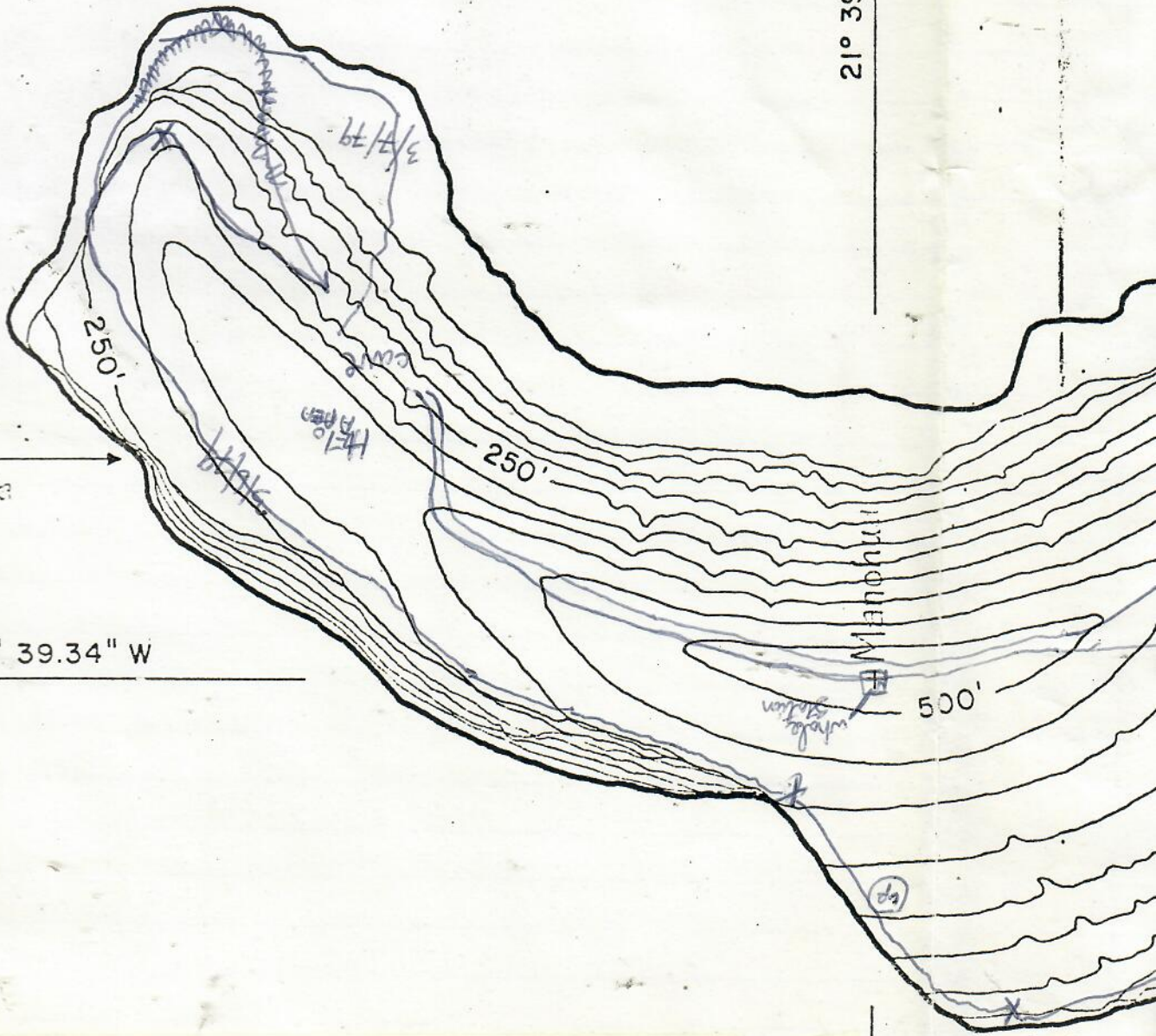


LIBRARY OF  
GEORGE H. BALAZS

21° 39' 28.83" N

(NISHIKI  
CAVE)  
Kahalaubola

160° 32' 39.34" W





21° 39' 28.83" N

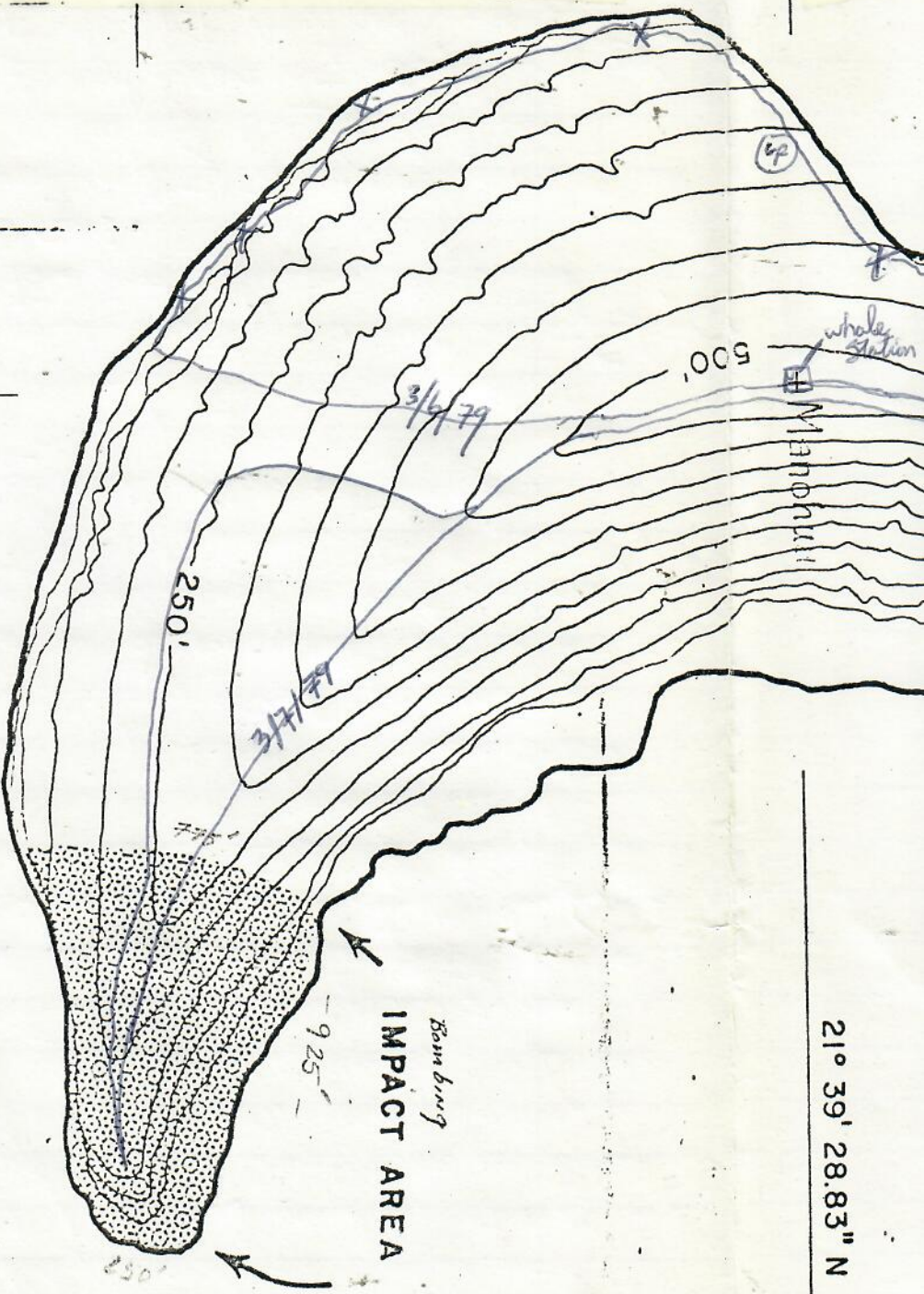


FIGURE 2

# KAULA ROCK

SCALE IN FEET



BEKINICE P. BISHOP MUSEUM  
WATERHOUSE MAP ROOM

Drawer 7  
Folder

PREPARED BY NAVAL FACILITIES  
ENGINEERING COMMAND  
PACIFIC DIVISION - SEPT. 1971  
THREE STATE DRIVE



## KAULA EXPEDITION (see file letters)

6 MAR  
TUES6 MARCH  
1979  
TUESDAY

Depart for Lihue via Aloha Airlines at  
6 AM Flight 101 - Alan Kam drove me  
to the airport. Other people on trip  
will depart HA at 6:30 AM.

7:15 Departed for Barking Sands in Vernon  
Byrd's van. At Barking Sands, met  
Colonel Hinkle. Walked over to site where  
Laysan Albatross had been resting - now gone.

9 AM

into H-46A Chopper

EOD Davidson

Photographer - Journalist  
Galbreath

At 9:30 - traveling along East Niihau  
Coastline - noted mud in water off two  
gulches; Noted beachrock along shore,  
sandy inland.  
Circled Kaula - took several photos  
with Wide Angle -  
lots of birds seemed to be blown away  
by strong wind of helicopter as we landed -  
Unload supplies and chopper departed -  
did not shut down.

Noted -20' boat in Bay - Rising Sun on  
cabin top - 3 people on beach gathering  
opihi - Transferred gear to "bave"  
and proceeded to highest spot on island <sup>500'</sup>  
Cement slab still present from automatic  
navigation light; Naughton - Jensen set  
up "Whale Watching Station" -


Departed Lihue  
August 1979



6 MARCH 79  
TUESDAY

From Highest Point proceeded down slope (Bank Side) - Noted parachute flares canisters - nylon parachute inside. Noted streams gullies - Do these serve to wash off dead birds -? Noted that some dog bombs and casing material gets washed down "streams" - cut deep into tuff.

Noted House flies, skinks (Someone else noted rat) - Water dripping from cliff (but may not be accessible for collecting and drinking.

Noted several large grasshoppers - <sup>called Beardsley 4/16/79</sup>  
Saw rusted winch, gas bottles, rusted cable - pipe line; that was used for navigation light; At approximately the places listed on map, I sat and looked for turtles - NW swell is present, and waves roll into island. lots of white water. Noted that bench is thus  - sloping

List of birds seen:

Sooty tern	Black noddie
Gray back tern	Red-tailed Tropic
Christmas Shearwater	White-tailed
Laysan Albatross	House Finch
Black Footed Albatross	Ruddy Turnstone
Red footed	Frigates (inflated)
Masked	Barn Owl
Brown	

Aug 19 1978  
Reported that same  
bugger was found in  
my pocket  
revisited him from N. 110°



6 MARCH 1979  
TUESDAY

Noted lots of white bird droppings on hard-pan surface, but no birds (coming in at night).

Noted lots of abandoned eggs - probably due to rain (?).

3 PM - at NE tip of island - saw shark - also whales of the SE tip.

Proceeded back to cave - large Marine Corps helicopter landed (in birds) at 3:45 PM - Captain and beer unloaded

and chopper departed. <sup>MARINE CORPS chopper</sup> LARGE TYPE as per Kahooulawe Trip

At 4:30 took photo of plant growing on cliff side - for Herbst.

Noted school of fish in Bay.

Proceeded to Whale Lookout - 5 PM -

Iverson-Naughton finishing up -

They saw 7 total - several stayed in quite close to the island -

I proceeded along crest of island to yellow drum marked off area -

Took some photos and returned to Cave - camp site ~ 6:15 PM.

Good night in Cave -

Noted Walker's comments 1) V-C; 2) 300 or 500 3) species not endangered.



7 March 79 Up ~ 6:45 AM - breakfast - again, very  
WEDNESDAY calm and hot.

Danell Herbst. I did 3 plants for me -  
Chenopodium oahuense  
Euphorbia relastroides var. Moomoquana  
(most common plant on island)  
Sida Falan (flower of oahu?)

Departed cave ~ 7:45 to whale watch -  
EOD man instructed me on some points  
about bombs; recognized practice bombs -  
have a charge that is shotgun size -  
puff comes out back; shortly after sunrise  
noted spinner porpoise in Bay - 40 +.  
Iversen noted stern trawler (?) - USCG,  
called - C-130 investigated; proceeded with  
EOD and Marine Corps Captain to Bomb Target -  
Mopped bombs - ~~she~~ noted relative  
scarcity of bombs - Noted plaster filled  
practice bombs - also some filled with  
water and sand - impact at ~ 400-500 mph,  
form large crater - photos taken. Also  
pieces of fire-bomb (napalm) noted.  
<sup>more</sup> Dangerous fuse type bombs are usually  
only dropped at places that are not  
likely to get future human use.  
Vehron and Tom Telfer are doing bird  
counts today. Danell mentioned that  
bird researcher recently at Midway



7 March 79 Up ~ 6:45 AM - breakfast - again, very  
WEDNESDAY calm and hot.

Danell Herbst, ED'd 3 plants for me -  
Chenopodium oahuense

Euphorbia relatroides var. Moomoana

(most common plant on island)  
Sida Falan (flower of oahu?)

Departed cave ~ 7:45 to whale watch -

EOD man instructed me on some points  
about bombs; recognized practice bombs -  
have a charge that is shotgun size -  
puff comes out back; shortly after sunrise  
noted spinner porpoise in Bay - 40 +.

Iversen noted stern trawler (?) - VSCG,  
called - C-130 investigated; proceeded with

EOD and Marine Corps Captain to Bomb Target -  
Mapped bombs - ~~she~~ noted relative

scarcity of bombs - Noted plaster filled  
practice bombs - also some filled with

water and sand - impact at ~ 400-500 mph,  
form large crater - photos taken. Also

pieces of fire-bomb (napalm) noted.

<sup>more</sup> Dangerous fuse type bombs are usually  
only dropped at places that are not  
likely to get future human use.

Lebron and Tom Telfer are doing bird  
counts today. Danell mentioned that  
bird researcher recently at Midway



7 MARCH

79

WEDNESDAY

Thought he saw a hawkfish.  
Spent lots of time watching Bay-inshore waters - no turtles noted.

After lunch (2:30 PM) depart down face of cliff to northerly ledge with Edman and Capt. George Tillos or Maj.?

VMFA - 212

FPO SF

MCAS - 257-2642

Steep climb down, but now I know how to ascend. Collected algae - fast. went fishing - lots of opihi present.

Noted live bomb on the way down - also Red-tailed tropic and olive.

Started back up the about 2:30 PM.

After resting in cave, proceeded with Ron, Vern, and Tom to see Barn Owl chick - Gray-backed tern wings nearby.

Proceeded to Whale-Watch and watched whales. Noted 10-13 rays in tight pack - almost looked like turtles. Took photos of some plants.

Note that many Masked Boobys come in the evening - This would be adversely impacted by any night operations.

Dinner at Cave - Brandy and cigar from Ron -  
\* Need to send him turtle patch. also VERNON



8 MARCH At ~ 1 AM rain started with strong wind gusts -  
79 after a short time, only wind continued.

Thursday Radio message at 8 AM from Barking Sands indicated that chopper would arrive at noon. Wind continues to be strong and gusty - but sunny - white-water everywhere - waves on ledges creating pools.

at ~ 9 AM I walked to owl cave for photographs - WA @ 55 mm.  
Proceeded to summit collect young seedlings of Euphorbia.

Back to cave to pack up gear. All gear topside by 11:15 AM. Took photos of various birds. Vernon and Tom continued standing. At ~ 11:50 AM UH-3A Navy arrive and attempted to land several times but did not. After circling out and coming back to lower a crew member to watch landing, helo landed - personnel on first departure included Herbst, Groom, Tullos, Byrd, Telfer, Medic -

Lots of eggs broken - most from people stepping on them while loading gear, and by rock thrown out by wind from rotors.

We departed Kauai at 2:30 - arrived Barking Sands at 3:10 PM. Enroute I sat part of the way on floor by sidedoor while we traveled along East Shore of Nihoa - alt. ~ 100'. Noted lots of debris along beaches - White sand along Southern



8 MARCH 79  
Thursday

hall seems to be mostly behind coral beachrock at water's front. Took several photos of the interior; Kii Landing (?) wood houses. Crew members pointed into the water just before leaving cliff area indicating that a Japanese zero was on the ocean bottom. Naughton saw a turtle (medium size) just after Kii. Upon reaching Barber's bays we drove back in two vans to Lihue Airport - Commander Meiling indicated that there were two sites along the coast line of his base where he regularly sees turtles while flying in his helicopter. Scott Hamilton mentioned that he would be going to FDM.

Depart Lihue on HA at 5:15 PM, Flight 404,  
arrive 5:32 PM.

Photojournalist - Jay Davidson

Military  
Information  
472-2411

COM 3rd FLT - PAO  
Pearl Harbor, HI 96860  
472-8371



# MOKU PAPAPA EXPEDITION

21

1 September 83

Thursday 7:45 pm depart for Kawai  
HA with Vic Lipman, Brood  
TARR (w/ photographer), John Sinton OH-116,  
trip paid by Honolulu Publishing Co.  
Picked up J by Ann, driven  
to apartment in Kapa'a - met  
Don MOSES (address: \_\_\_\_\_).

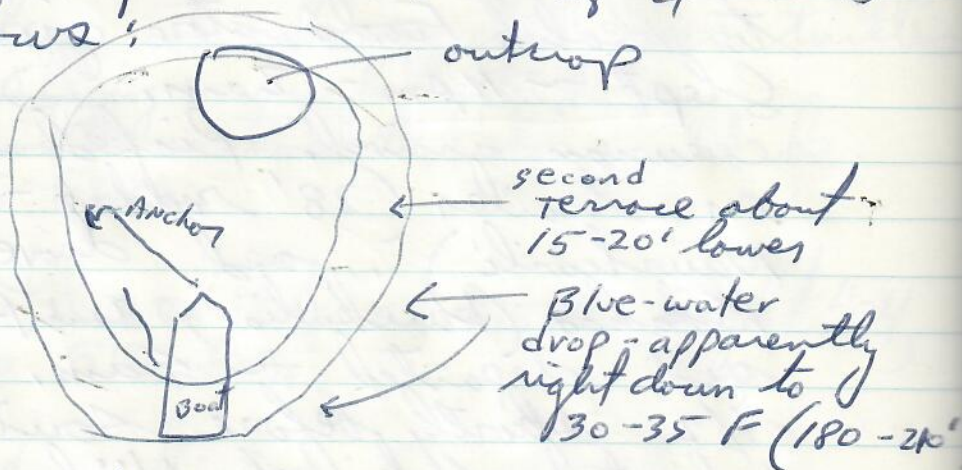
Went to Health Foods store grocery shopping.  
Slept ~ 11 pm - 2 am. David  
crewmán arrived. Picked up boat  
on trailer (28' raddor - "Lady Ann-  
Nawiliwili") and drove to  
Kekaha (Kaukulia) ramp. Launched  
and departed ~ 4 am. Sunrise  
9/2 shortly before southern point  
elevated rock of Nihoa. Before  
that it is very flat and  
sandy. Should have some photos  
of this coastline taken in March  
79 from helicopter, one engine gut-coil.  
Clear sunny - reasonably calm sea -  
report 10-15 mph. Photos taken  
on approach to Kaula. Motor  
right to western points and  
set course, by map, for  
shoal site. Spent 1 hour +  
searching using depth recorder  
and LOAN C. Loran got us



25 Sept 83

FRIDAY

to general area, but Brad and I actually spotted it by greenish color of water. Site estimated to be ~40 x 30 yards by skin diving. Shallowest site ~36'. Much smaller than what is shown on maps. Pear-shaped as follows:



Mostly all hardpan in appearance - "reefrock" according to John. Pencil urchins plentiful. Many small growths of *Pocillopora* coral. Never schools! Papio. Perhaps was 4 different sharks seen. White tips 3-4', and at least one gray reef ~6' that came up to the boat to investigate us. No signs of old anchors or fish traps, etc.



Found site ~ 1045; departed ~ noon.  
 Anchoring would have been very  
 difficult in rougher seas. Finding  
 the site might have been impossible  
 without LORAN.

When returning toward Kaula we  
 noted small white structure (building)  
 with apparent antennae on top.  
 Motored back by same route -  
 it took ~ 6.5 hours due to  
 engine out.

Southern high point of Nihoa called  
 KAWAIIHOA PT. Adjacent Bay  
 named KAUMOHOU lit. - "The turtle open"  
 also in "Place Names" reported to  
 be "Valley, central Nihoa".  
 Dallas Grady previously report a  
 "turtle rock" known near  
 "NONO PAPA" - west Nihoa.

At ~ 12 noon we pulled up the  
 anchor and motor back to Kaula  
 along approximately the same route.  
 Very sea sick - didn't take more  
 pills in time, plus ate too chips.  
 Needed skin-adhering pills.  
 Arrived at crowded boat ramp at



2 SEPT. 83

FRIDAY about 6:30 pm. Pulled boat out  
and motored back to airport,  
arriving 7:45 pm. Depart H&A jet  
at 8:35 pm.

BACKNOTE: DON MOSES USED TO  
fish with Bill Flemming.  
Showed me prepared shell  
of large green - reported 39".  
Inside all ground-out and  
smooth. - back-lite shows colors.  
Reportedly taken at sea cave  
just east of Nuuloo kai.  
Point at east end.  
Need Moses' address to send  
sea turtle literature & sighting form.



## Bob Ross Kaneohe Bay recovery

Found dead floating high in the water off  
Kahaluu in Kaneohe Bay on 23 January  
1981. #5-6 on Roll - Sunlight.

ASAB4  
2 Photos taken 28 January 1981 prior to  
postmortem at Coconut Island. Examined  
at dump - NE end of island - due to rotting  
smell.

Should collect  
→ 25 large and 10 small barnacles on  
carapace. Head is white from decomposition  
no scales present and left eye is  
missing - rotted out (?)

Tubercles are extensively present on  
groin and tag flap areas of front  
flippers - No evidence found of tags

S - 61.4 x 47.8

C - 64.4 x 58.1

% RATIO: 1.22

PL - 48.4

HEAD - 9.5

TAIL - mostly rotted off

WEIGHT - 51 lbs =

23.2

Ozobranchus leech eggs found all over  
plastron - samples retained for ID (?)



(Bob Ross recovery, continued)

Plastron opened and 1st & 2nd  
stomachs excised and retained for  
food identifications. Cursony  
examination of frozen sections of heart -  
no parasites observed.

Remains of turtle placed against cement  
slab and <sup>covered</sup> over with soil.



shank no.  
 D802 whole juvenile Green Turtle recovered  
 from Tiger Shark caught at  
 MIDWAY by J. PARRISH personnel  
 on

SHARK DATA: (Source - MARK DE COSTA)  
 Caught 12-10-80; STATION 8 midway; set 2  
 collector - Lyle/SUDERUM  
 TOTAL LENGTH - 4039 mm  
 Fork length - 3429 mm  
 SNVT to precardial - 3475 mm

Postmortem exam at HIMB 28 JANUARY 1981;

S - 38.4 x 32.3 cm

C - 41.3 x 37.0 cm

PL - 30.3

HEAD - 5.7

C/S RATIO: 1.15

TAIL - 7.1

WEIGHT - 17 lbs = 7.73 kg



## D802 Midway Tiger shark Recovery, (continued)

Photographs taken ASA 64 with flash-  
60 sec - f<sup>5.6</sup>/<sub>8</sub> #1-4 on Roll. (includes  
ventral)

Eroded spots appearing as shallow  
"holes", present in laminae all over  
carapace. Ventral side of neck  
is slashed 3-4" in skin/flesh  
close to anterior edge of plastron.  
Slashes also present on ventral  
surfaces of front flippers.

Unidentified bird feather adhering to outside of turtle.

Upon excising plastron, it was noted that  
the liver appear<sup>d</sup> disproportionately large.  
about 80% of liver mass is on right side  
turtle - TOTAL WEIGHT - 558 grams <sup>7.2%</sup>

Gonad examination suggested male.  
Green fat abundant on underside of  
carapace and pelvic region.

<sup>only</sup> Algae seen was in esophagus region (retained).  
Lower intestines seemed to be thin walled.  
Several pockets of food material saved -  
shell material appears to be from goose-neck barnacles.  
Meat & organs cleaned out of body -  
Remaining whole specimen preserved & dried.



8 MARCH 1981

SUNDAY

Juvenile green turned in to the Waikiki Aquarium (Bruce Carlson) by fisherman. Reportedly entangled in his gill net in waste-deep water off Kahala. Net and turtle taken home to untangle. I picked up the turtle on 3/12/81 and transported it to HAMB for measurements - Turtle very lively.

TAGGED

One dorsal view photo taken w/ flash 5.6-8.0

3328 LFL

S - 39.3 cm x 34.5

3329 R

C - 42.5 x 39.5

Through  
2nd large scale

Plastron - 33.5

HEAD - 6.0


TAIL - 6.6

WEIGHT - 20lbs

Very clean carapace & plastron - smooth & soft skin - no algae, barnacles.

4th lateral right has ~~an~~ indented, older injury. →

An old healing injury exists on 4th (Big) plastral scute left



9th marginal right has a small notch (net?)





3/12/81

Thursday

Transported to Site #1 bellows  
and released by me at 5:30 PM.  
Swam out rapidly and disappeared.



Hirota - Lili Puna Pier, Kaneohe Bay Salvage  
 Worked up at HIMB 2/2/81

Salvaged by Jed - perhaps 6 months or  
 more prior to this date -  
 check DAILY LOG

S - 68.4 x 56.8

C - 72.3 x 70.4

TAIL - 16 cm

PLASTRON - 53.9

WT 70 lbs + head

Photos taken

- Not much fat - decomposing
- Liver lobe larger on right

Barnacles saved - carapace - 5 large; 6 small  
 Plastron - 6 large; 30 small  
 RFL - 5 dorsal; 5 ventral  
 LFL - 2 dorsal

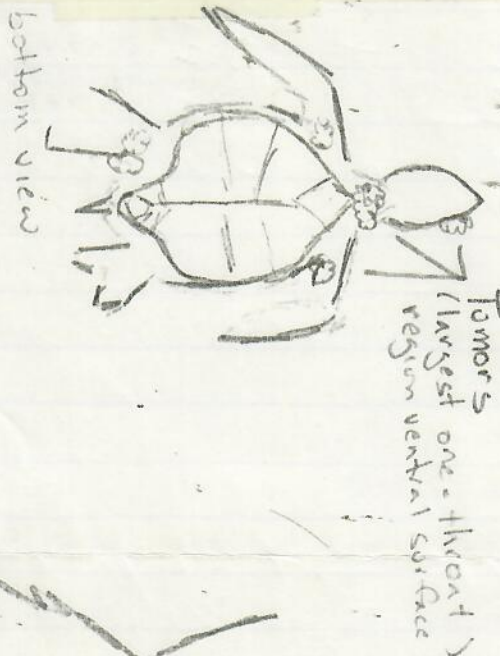
Small numbers of skin barnacles on  
 pelvic skin;

- Pink coralline alga on carapace


xerox taped from p91 of daily log: see p42



DRAWING GOES w/ p. 41 NECROPSY



LEFT Hind FURROW  
MISSING distal ends  
of digits 2, 3-4  
completely healed





13 MARCH 1981

KAWELO SITE (WAINOLO - WAHAKO) capture  
by Alan Kam -Brought to HMB and held until Monday,  
16 MARCH 1981.

3330 LFL

S - 45.3 x 38.0

3331 RFL

C - 48.2 x 44.5

PL - 36.1 cm

HEAD - 6.8

WEIGHT - 28 lbs

TAIL - 9.0

- Pink coralling on carapace
  - Small size skin barnacles on neck and pelvic area
  - Chelonibia removed - PL <sup>5 medium</sup> <sub>17 small</sub>  
(Retained)      Ventral margins - 4 medium  
Carapace - <sup>8 medium</sup> <sub>4 small</sub>
- Photos dorsal, ventral, & with Steve Dallas.  
(#25-27)
- Large pieces of plastron scutes lifting off.

Right FF  
(ventral view)

6 5 4

MISSING

3/16/81 Released at SITE #1 BELLOWS at 4 PM.



## 2 KANEOTE Bay Scuba captures

23 MARCH 81 - Depart HUMB ~ 10 PM, ~ 3/4 moon recently

Monday came up; no wind; calm bay and clear water.

Proceeded to "Porkchop" reef just ~~North~~ of channel edge point past Ahuolake (reported by Scott Henderson - see sighting form). <sup>ARRIVED ~ 11:15 - Heavy rain!!</sup> A second adjacent reef has a reflector marker on it.

Used Scuba with A. Kam to search for turtles all the way around coral head - <sup>steep</sup> sloping side of *Porites compressa*. <sup>Bottom ~ 25'</sup> Two turtles seen sleeping in recesses with sand/silt bottom at a 5-10' depth - both caught by me.

While swimming over reef top, I noted and collected *Crotophaga* or broken off growths of *Eucheuma*. Also *Turbinaria*. Do turtles come to this reef during the day to feed on the introduced alga?

Departed for HUMB with 2 turtles. Slept in *Stamias* 3 AM - 8:30 AM.

Both turtles released at Bellows site #1 at ~ 2 PM. Wind and surf up.



CAPTURE #1

24 MARCH 1981 ~ 12:30 AM capture

3332 LFL

S - 55.0 cm x 41.7 (slight inc  
in 6th  
marginal  
right)3333 R<sup>2nd</sup>  
scale

C - 58.0 x 51.5 ("

C/S RATIO - 1.23

PL - 43.6

HEAD - 8.5

TAIL - 11.7

WT - 53 lbs  
(24.09 kg)

- Skin Platyfepas & lots of small cheilonic on skin
- Foremargins of FF have burrowing barnacles - dug out and saved; raw flesh area present - treated with Malachite green in alcohol
- 1 barnacle on PL; 5 on carapace (large) present & removed. Portions of scutes lifting up from barnacle - (Force of water flow (?) or action weakening of scute from secretions/presence of barnacle)

Two dorsal photos #1-2 w/flash.

Photos #3-4 of small TMR in corner of right eye (flash).

Stomach sample not taken (wild, active turtle)



CAPTURE #2

24 MARCH 1981 ~ 1 AM

3334 LFL S - 44.2 x 35.6

3335 R <sup>2nd</sup> scale C - 46.9 x 42.2

C/S RATIO - 1.19

PL - 35.8

HEAD - 7.3

TAIL - 7.5

WT - 24 lbs

(10.91 kg)

- 7 large barns on carapace removed & saved
- old flipper injury on left front; healed slightly & distorted.
- Many small Chelipoda on skin + pluteus
- 3 Stephanolepis on front flipper, foremargin - put with 3332 sample
- Stomach pumped - sample retained (some acanthora present).

photo of dorsal w/ flash



## BELLOWS

16-17 APRIL 1981

4/16/81 Two nets in water at ~ 6:30 PM  
 Thursday left side - Man, woman & daughter  
 ("TAHARA") fishing from jetty #1. Other  
 daughter named "April", girlfriend of Deater  
 (a friend of Kams), previously reported, to fish  
 here and catch and "play" with turtles  
 on the line. Woman indicated that a  
 few hours ago today she caught a turtle  
 got it up close and line broke.  
 "Feel" of turtle on the line is distinct  
 steady pull out - no "give" like a fish.  
 SEAWATER ~ 26.3°C  
 Turtle captured ~ 7 PM, probably the  
 same one seen in shallow close to  
 rocks.

No captures all night, however at 2 AM  
 I watched a turtles repeatedly  
 4/17/81 surfacing in the mouth of the river and  
 FRIDAY slightly upstream. Beam from dive light  
 (Good Friday state holiday) produced no noticeable response.

Oriental couple arrived ~ 7:30 AM. Said  
 that turtles get on their lines regularly  
 at this site.  
 TOTAL TIME: Nets out at ~ 8:45 AM. ~ 2 Turtles seen  
 14 hours outside river mouth in sandy turbid water  
 15 MINUTES one seen outside of net, but appeared to go out  
 saw net (or floats)? clear water around net.



Photo #33 obtained  
from Kam

Recovery

2335 RFL

S- 54.2 x 42.8

2336 LFL

C- 57.4 x 52.5

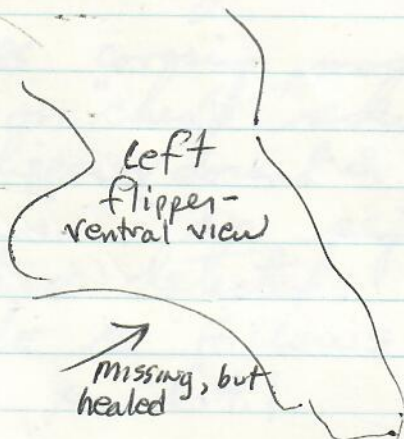
3467 <sup>CF</sup>  
(possibly  
getting  
too tight)

PL- 44.2

48lbs

HEAD- 8.1

TAIL- 11.5



Possible TMRs forming around right eyeball -  
tissue protruding.

Consider, attraction of turtles to numerous  
fishing lines with shrimp bait, squid, etc.  
When we departed there were at least 8  
people with poles.

4-6' shark seen <sup>momentarily (dorsal & tail)</sup> in shallow water  
sandy-turbid close to rocks on left side  
of jetty #1.



*[Faint, illegible handwriting throughout the page, possibly bleed-through from the reverse side.]*



2 MAY 81 Green turtle hooked on left flippers  
 SATURDAY close to body a "ORNELLAS" house  
 91-237 Ewa Beach Road at  
 ~2-2:30PM. Turtle hauled ashore  
 and retained on back in the shade.  
 Fishing line, on rod, was about 50 yds.  
 from shore in 7-8' water.  
 I arrived (with Fin & Christen) about  
 4:15PM, following telephone calls they  
 made to the Waikiki Aquarium and  
 HMB (Frank).

Turtle had JMRS covering most of both  
 eyes, on neck, on "chest" skin area  
 and on front flippers (dorsal & ventral)  
 near tagging areas. No signs of  
 tags or old tags detected.

MEASUREMENTS ARE AS FOLLOWS:

S - 83.4 x 64.1

5057 through  
 3rd scale LFL

C - not taken

5058 RFL

PL - 66.3

HEAD - 12

TAIL - 26.3

Appears to be "maturing" male.  
 Vigorous - appears to be healthy  
 except for tumors. Not emaciated.



2 MAY 81 EWA BEACH, continued  
SATURDAY

Photos taken of tumors, ventral view (with flash), Fishing group with turtle, me & Christian with turtle; dorsal views with calipers.

PERSON WHO CAUGHT TURTLE:

ANTHONY A. SOUZA

P.O. Box 82

EWA BEACH 96706

TEL. 689-7042

Person that entered data into book for me:

RONALD OKATA

636 NALANUI ST. #407

HONOLULU 96817

TEL. 546-2665

Tumors - At least 3 dorsal, 5 ventral, and masses present on each eye. Largest ventral tumor is very bloody. All larger ones have relatively small diameter "stalk" (like a mushroom).

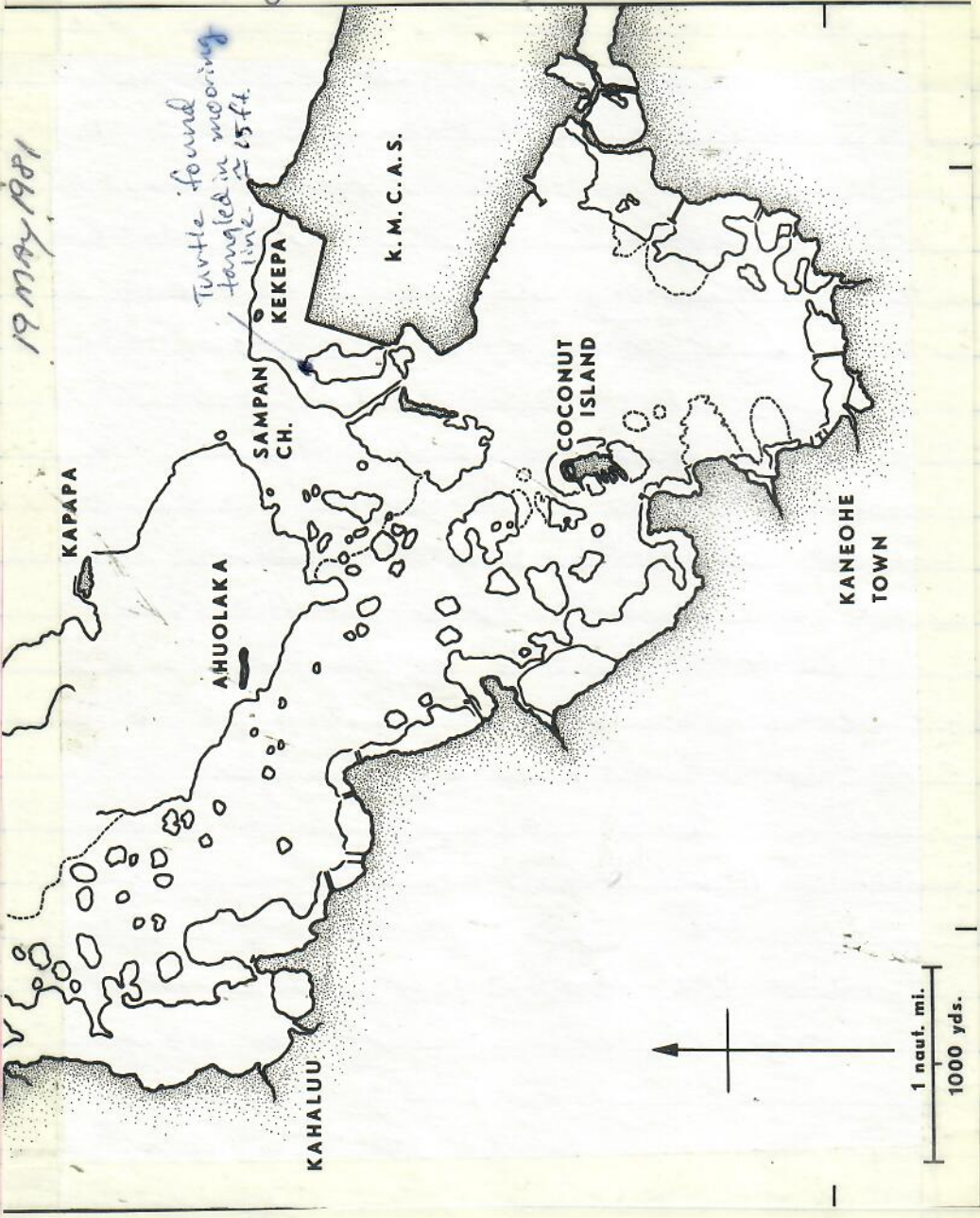
Pink coralline algae present on carapace, and many skin barnacles present.

Released from steps of seawall - swam away fairly vigorously.

ORIGINAL CALLER:  
"DEBBIE" 689-8935



Map marked by Jason AKAMINE



19 May 1981

Turtle found tangled in mooring line 15 ft.



19 MAY 81 (TUESDAY) 11:25 AM Reported by Jason Akamine (Craig MacDonaldd's assistant) that green turtle was found floating at the surface with neck all tightly entangled in 3/8" black nylon mooring line of 2' x 2' lobster larvae collector. Mooring line ~ 40' in ~ 15' depth. Location of NOSC in restricted porting area. Collector is usually checked every two weeks, but this one hadn't been examined for one month. Collector hosts fouling growth, crabs, algae - with fish underneath. Turtle was possibly attacked to this for food (?)  
Turtle returned to HMB and held overnight in a cage.

20 MAY Measured as follows:

S - 61.6 cm x 48.4

3336 LFC

throat AND  
SERIALIZED  
(expanded)

C - 66.1 x 57.5

5151 RFL

PL - 49.1

HEAD - 9.1

WT - 61 lbs  
(27.7 kg)

TAIL - 11.0



20 May 81  
Wed. A few

- Small Chelibia on carapace and plastron.
- Many Platylepas skin barnacles on soft parts.
- Red skin alga present; small amounts of coralline alga on carapace.
- Fore margins of front flippers had ~6 burrowing barnacles (removed) - presumably Stephanolepas (not retained). Also 2 removed from plastron.
- Many amphipods present in folds of skin of neck (attracted by neck abrasions?) and at base of hind flippers dorsally between skin and underside of margins. Total of perhaps 15-20 present (mostly hind region).
- Left hind flipper has 1 portion of trailing edge missing and healed. Major missing site is at 5th phalanx. relatively small
- Plastron slightly sunken in (evacuation of GI contents?).
- Abrasions on neck are yellowish, thick (due to swelling?). No injuries present on head.
- Photos taken (at end of film roll) with flesh-dorsal views, and close-ups of neck/plastron showing injuries.
- I speculate that turtle may have been entangled for at least two days.



## MAUNALUA Bay SPOTTED

13 JUN 81

Turned in to SeaLife Park by  
3 teenage boys. Found or given to  
them at Hawaii Kai.

Apparently 3-prong spear holes into head  
Very emaciated - Plastron sunken deep  
around edge; very little mussling in  
pectoral region and pelvis. Upper jaw is  
broken. Left eye appears blind;  
right eye has 2 small white specks  
and may also be blind.

Turtle offered fish, squid and algae  
in fiberglass holding tank at SLF  
but never seen eating. Many large skin barns  
light brownish orange colored shell.  
tagged

5476 RC

on 1 July 1981 - Steve Kaiser  
will release in near Rabbit Island.

Straight carapace length - using a yard  
stick - ~ 16"



Picked-up from Harold Moore  
 at DOCAPE holding facility on Sand  
 Island lark. NO signs of injury  
 (Recall that turtle had reportedly drowned in re)

S- 41.1 cm x 33.2

C- 44.5 cm x 40.4

Plastron - 31.9 cm

HEAD - 5.8

TAIL - 7.5

WEIGHT - 22 lbs  
 (8.66 kg)

Skin barnacles on pelvic region and tail  
 Red alga on skin

Weight of stomach & intestines - 2289.5  
 (with food)  
 (26.4% of 8660)

Primary - 303.5 (with food)

Secondary - 257.5 (with food)



Carapace	931.5 g	(10.8% of 8660g)
Plastron	343.5 g	(4.0% of 8660g)
Heart & liver	298.0	
HEAD -	708.0	

Left flipper & pectoral	-	1402.5 g	(3.4%)
Left Meat	-	889.5 g	→

Right flipper & pectoral	-	1292.5 g	(3.5%)
Right Meat	-	820.5	→

HIND -	720.5 g	(includes meat - Kam indicated it was too small an amount to separate.)
	(8.3% of 8660g)	

Major bones, carapace, exised and retained.



## SITE I

8 JULY 81 Two sections of net set out at  
 Wednesday 6:15 PM, parallel to shore, left  
 side of rock jetty. Read 'balloon  
 fish (deflated puffers) all along beach.  
 Turtle seen in area just before  
 laying net - but not caught.

9 JULY 81 First capture made at about 4:15 AM  
 Thursday - wind blowing, with choppy seas  
 Largest turtle thus far seen or captured  
 at Bellows: NO previous tags

S-83.9 x 66.0

5481 RFL

5482 LFL C- 87.5 x 84.1

3521 <sup>2nd</sup> <sub>scale</sub> <sub>Right</sub> PL- 64.2 FLIPPER WIDTH- 14.6 cm  
 HEAD- 11.0 (Right front)


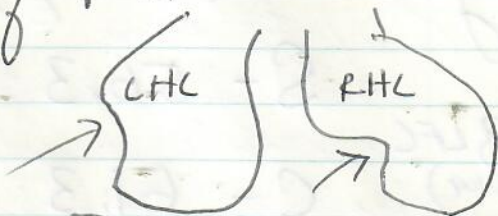
3522 <sup>2nd</sup> <sub>scale</sub> <sub>Left</sub> TAIL- 23.5

Polysiphonia on neck  
 Skin abrasions on neck and pelvis  
 Left hind flipper has first 3 phalanges  
 missing - but healed.  
 Right hind flipper has small piece missing  
 healed.  
 Left front flipper has distal section  
 missing along the trailing edge.




9 JULY 81 Approximately 15 amphipods between base of  
Thursday hind flippers on underside of carapace. DORSAL VIEW

Tumor growing out of left  
eyeball, posterior of pupil

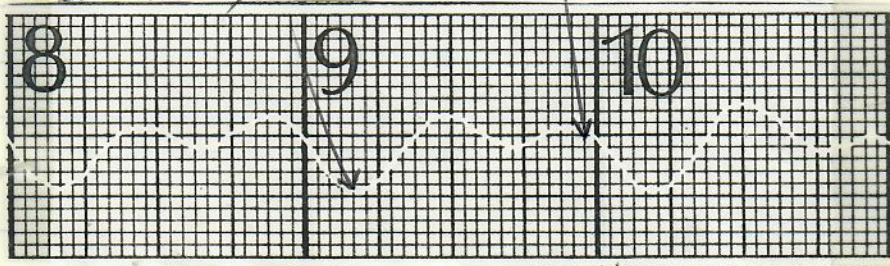


Small tumor starting to  
grow on left side of neck

  
Approximate size

White coralline algae on carapace.

Wednesday





9 JULY 81 Second capture at 11:10 PM  
Thursday (recovery)

S - 56.3 x 44.5

3323 LFL  
(395-6409)

C - 61.3 x 55.7

PL - 41.6

3324 RFL  
(395-6409)


HEAD - 8.6

5483<sup>2nd</sup><sub>R</sub>  
(New)

TAIL - NT

WEIGHT - 56 lbs.

A few barnacles - & red algae



10 JULY 81

FRIDAY

Net taken out at 7 AM

Codium washed up on beach;

2 eagle rays, ~ 4' span, tangled in net.

3 spines on each ray; net dragged ashore.



Passerby reports seeing seal in harbor.

3 AUGUST 1981

RECOVERY

Monday

With <sup>AIAN</sup> Kam & <sup>WATSON</sup> Rod, I restrained (off)  
 adult female tags' 2761-CFL 2763-PFL  
 2761 in shallow water at ~ 1 PM in the  
 2763 <sup>(off)</sup> Ala Wai small boat harbor. - Near  
 walkway where water exchanges  
 between Ilikai Lagoon and Ala Wai.

5515 <sup>2nd scale</sup> PFL

(NEW)

Straight carapace, length ~ 91 cm

5516 PFL

(NEW) Several photos taken.

(NEW)

Massive tumor (tumors) in area of  
 posterior margins. Hole through margins  
 lethargic - weak for a turtle  
 this size.  
 Probably feeds on jellyfish that at  
 times are abundant in harbor.

Original tagging data, see page 14, FFS 1978  
 Book No. 12:

6/18/78 S- 89.2 x 67.3 <sup>TC-57</sup> area 16 nest-Lay  
 6/18/78 NEP Baskets  
 EAST ISLAND

ENTERED NO. 150

1.8 cm growth in 37.5 mon

∴ .048 cm/month

Barnacles(?) noted on foremargins



8/9/81 JUVENILE GREEN DONATED  
 SUNDAY TO THE WAHIKI AQUARIUM  
 accepted by Anne -

Reportedly found on a sand beach  
 at Ala Moana -

Donor's name "Dennis"

Anne's notes -

5477R <sup>2nd</sup> <sub>scab</sub> "blood on flipper (left front)  
 shell split and bloody by tail;  
 5478R donor removed hook from its  
 mouth. Had been out of the water  
 for hours but became real active  
 when put in a tank"

8/16/81 I examined it with Bruce  
 Sunday Carlson - no sign of mouth  
 damage. Turtle vigorous and in  
 apparent good condition.  
 Brownish colored shell.

To be released off Aquarium tonight  
 by Bruce.

Curved carapace - 47.5cm x 42.8

Medium size barnacle on 4-5<sup>th</sup> marginal  
 right



18 AUGUST 1981 Four adult females  
 TUESDAY removed/exchanged at pool  
 of Kahala Hilton Hotel - Transported  
 to Makai Pier - Makapuu in NMFS  
 van. Measured, tagged and photographed  
 in parking lot of Sea Life Park.  
 Dumped off pier at ~ 10:15 AM.  
 Two turtles stayed near pier -  
 one approached a child standing in  
 shallow water, but turned and swam  
 away.  
 Tides reported by pilings of pier on the  
 morning of 19 AUGUST.

DATA As Follows:

5459 RFL

PLASTRON - 70.0 cm

5460 CFL

HEAD - 12.1

TAIL - 22.0

3682 <sup>2ND SCALE</sup> R

Front Flipper - 14.2

2039 BIK FEARING

(between 4-5th scale)



## KAHALA HILTON FEMALES, (CONTINUED)

- 5461 RFL 72.5cm PLASTRON  
13.0 - HEAD
- 5462 LFL 15.0 - <sup>Front</sup> FLIPPER WIDTH  
29.2 - TAIL
- 3683 2<sup>ND</sup> SCALE  
R
- 2040 BIK FEARING  
(BETWEEN  
4-5<sup>TH</sup> SCALES)
- 5479 LFL 77.5 - PLASTRON  
12.6 - HEAD
- 5480 RFL 25.5 - TAIL  
15.1 - Front Flipper width
- 3685 2<sup>ND</sup> SCALE  
R
- 2041 BIK FEARING  
(Between  
3-4<sup>TH</sup> SCALE left)



ENT: # 269

6/9/84 Whale-Shark  
nesting

5463 LFL

78.6 cm - PLASTRON

by Sue L.

13.2 - HEAD

5464 RFL

TAIL - 28.8

N.T. - FLIPPER WIDTH

3684 2nd SCALE  
L

Approx. 1/4 of each front flipper missing

Left - 

1/2 of left hind missing

1/4 of right hind missing



## MOKULEIA CONFISCATION DOCARE

20 AUGUST 1981

Thursday

Picked up small green turtle<sup>at Sand Is.</sup> that had been confiscated on 8-16-81 by woman volunteer, DOCARE agent at Mokuleia - found in back of pickup truck. Turned case over to NMFS due to current absence of a turtle reg. Transported to HIMB where I measured, tagged and released it from Coconut Island. Clean carapace, but some red algae on skin. No injuries apparent - swam vigorously away when released from small (KIN~~IF~~) pier.

5465 LFL

S - 46.1 x 38.3  
( " x " )5466 R <sup>2ND SCALE</sup>

C - 49.8 x 45.2

36.8cm PL

7.4 - HEAD

TAIL - NT

C/S RATIO -



- Tagging of 1-year old captive greens -

TAG NOS. USED - 5602 - 5774 + 5467

- Carried out on 8/17 SLP; 8/21 SLP; 8/27 KEWALO  
and 8/28 SLP.

See typed data sheets for tag nos., measurements,  
and release sites.

Dead turtles prior to release -

5715

5740

5761



27 NOV 81 STEVE MIRANDA - on 11/21

Hooked on the end of flippers in  
"set line" on the bottom using  
whole bait as squid. Reported  
that other turtles have been caught  
here. Fishing gear is for oio (bone fish)

5951 L C-50 x 46

5952 R S-46.3 x 38.4

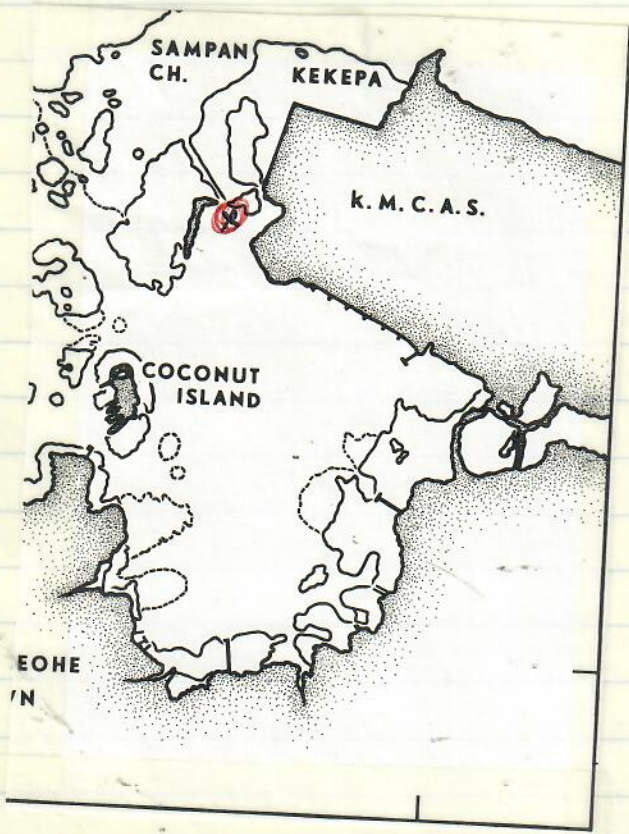
PL-38 cm

~16 barnacles on carapace & PL removed.  
Thin section of 4th central lifted -  
presumably from barnacle.

Also present - Platylepas and ~8  
Stapharolepas in leading edges of  
flippers.

Turtle released at 2pm in front of  
HIMB.







## MOLOKAI OLIVE RIDLEY

28 NOVEMBER 81

SATURDAY - 4pm Bill Pualoa<sup>1</sup> formerly of Marshalls

called NMFS &amp; my home - Returned

call from NMFS;

Box 175

KUALAPUU 96757

Turtle ("not green") found at 11am  
at PUKOO entangled in plastic  
line by CLAYTON AFELIN

Box 493

KAUNAKAKAI 96748

Picked up at Air Hawaii at 5:30pm  
- hand carried by Air controller from  
Molokai. I noted activity by turtle  
in cardboard box.Drove to Aquarium and put turtle  
in display tank - moved green  
to the back. Turtle stayed  
floating on top. Eyes seem  
sunken in - nostrils slightly  
sunken; line scab - deep impression  
around base of flippers - front &  
hind right - 0; Smaller around  
front left.Turtle offered chopped pieces of squid -  
but not taken. Opened mouth  
and put squid in - which was  
swallowed when placed back into  
the water. Shortly thereafter



the turtle was able to dive.

Turtle is gray-black dorsally, and white slight yellow ventrally, with some gray pigment.

29 NOV 81 Resting on bottom when we arrived  
SUNDAY at 11 am. Many photos  
taken through glass with flash  
at 3.5 red mode.  
Turtle ate 4-5 pieces of  
chopped shrimp stuck on the bend  
of a wire.

S - 22cm (29") x 20.1cm

C - 23.3 x 25.5cm

PL - 17.6cm

WEIGHT - 1.52 kg

5 laterals on each side  
5 centrals, with # 2-5 having  
distinct upraised spines;  
less pronounced on 1st central.

12 marginals on left and right  
with 2 pc's and one precentral



SCUTE  
PLASTRON COUNTS & INFRAMARGINALS:

observed turtle on bottom "backing"  
into fine silt - lots of motions  
with hind flippers, but not  
much movement.

4 FEB 82 S- 22.5 cm x 20.4

1.76 kg



## KAHACA HILTON FEMALE RELEASE

17 DECEMBER 81

Thursday

Measured in hold tank at SLP  
and released from Nakai Pier at  
~ 9am. ~~Orange~~ plastron - very dark  
carapace - what appears to be growth  
rings in carapace laminae.

Scales on flippers very hard and  
thick - difficult to get tag through.

3531 RFL

3532 LFL S - 81.3 x 68.1

3533 thru  
3rd scale R C - 85.8 x 80.5

HEAD - 11.6cm

3534 between  
3-4th scale L  
(in webbing)

PL - 68.1

Circled area inside pier - apparently  
did not leave.







JANUARY 12, 1982

GREEN TURTLE  
PIER 40 TUMOR MORTALITY

SL - 67 centimeters

(probably female)

Mary K. of HIMB relayed message to me  
Jan NAFS of dead turtle reported  
floating at Pier 40 Honolulu Harbor.  
I drove there ~ 1pm and met a  
John Stoddart and work crew contractor  
large tour barge/boat for kona. They  
had a rope around the turtle. We  
towed it to sloping beach area.

Turtle had numerous tumors  
on proximal areas of both front  
flippers. Slight to moderate  
decomposition. One eye ball  
ruptured - possibly from crabs  
or fish peating at it?

No other signs of injuries.  
Cause of death unknown.

I opened up plastron and  
took a sample from the first  
section of the stomach. Curious  
exam suggest mostly fine  
strand Ulva, but also very small  
amounts of red filaments (Hypnea  
and Codium).



Ecotoparasites included Chelibonia  
(1 PL, 2 on carapace), and numerous  
Platylepas on skin.

Carass left on beach.  
Subsequently appeared in SEAN Bulletin



4 FEB 82

see p 115  
DAILY LOG

4 green returned from Seattle Aquarium -  
originally sent as hatchling early Sept 81  
∴ 5 months old - photos taken @ Waikiki Aquarium  
Released by J. Naughton 2-7 at  
20° 01.78' N 156° 58.76' W  
(Kahoolawe barely visible to NE)  
from release site

5811 2-3rd scale R S-15.3 x 12.5 600 grams

5812 2-3rd R S-15.1 x 12.7 560g

5813 3-4th R S-14.6 x 13.0 510g

5814 3-4th R S-13.9 x 11.6 ~~mm~~ 460g



## Pearl Harbor / D. Vester Green TMR

9 &amp; 12 February 1982

Lethargic green turtle <sup>estimated</sup> ~ 6.5 cm SL  
 seen close to shore in shallow  
 water at Iriquois Lagoon inside  
 Pearl Harbor. Reported by  
 Navy ETCS. D. L. Vester.

Extensive and large tumors on dorsal  
 neck and proximal regions of front  
 flippers. Growth over left eye  
 seemed to have destroyed the eye  
 ball since only a deep socket remained.

Numerous Chelonibia barnacles  
 present on carapace. Turtle was  
 not seen again after February 12th.  
 Several photos and descriptive write  
 up received from "Dino" Vester - now  
 in my TMR file.



20 FEBRUARY 1982 SAT

Green with TMR's in eyes  
 captured at 70' sleeping under coral  
 overhang. <sup>Barbers Pt</sup> Vigorous. Brought  
 back to Kewalo Basin by  
 Jim Prescott, Scott Ferguson, Steve  
 Kramer & RICH BILL

Photos Taken 2-22-82

FEMALE?

S - 77.7 x 62.5

C - 83.7 x 80.0

5468 R 1st scale

5469 LFL

5470 R - distal scale

5 Barns on 1<sup>st</sup> central, few on PC.

Both eyes have TMR masses protruding -  
 but pupils visible when turtle  
 turned on its back. (100%/80%).

TMRs small also on proximal areas of front flippers

Driven to Barbers Pt, past USCG, on 2/23/82.  
 - head straight out when released.



11 MARCH 1982 -

TAGS & 1 Pliers given to A. Kam for  
LAYSAN -

5876 - 5950 (75 total)

given to J. Henderson for  
LISIANSKI -

5826 - 5875 (50 total)

7/82

6226 - 6350

sent to A. Kam at  
Lisianski (AIR DROP)



## SUNSET BEACH / KIM WRIGHT MORTALITY

4 APRIL 1982

SUNDAY

Wahawa HPD picked up a speared turtle from a man - Turned over to Monie (deputy state warden who works at Honolulu Zoo) - he gave it to Kim. She held it in her bathtub, but it died by Sunday morning. Small "spear" hole in right back side of head, punched-out site through hind flipper. Transported to HMB freezer and worked up on 21 April 1982

2 Photos

S - 41.3 x 34.6

C - 44.3 x 41.1

PL - 32.7

HEAD - 6.4

TAIL - 7.5

only Carapace saved.

Copious presence of green fat -  
underside of carapace - 8mm thick,  
junction of carapace & plastron - 25mm thick



No skin barnacle or algae present.  
Clean carapace & plastron

2-sections to stomach + GI  
tract full of algae.  
1<sup>st</sup> stomach section has some  
esophageal papillae present - algal material  
looks fresh - no digestion present.  
Sample preserved. - mostly  
Pterocladia, but also some green  
fuzzy present.

Hole in head does not appear to have  
been deep enough to bill.



## DILLINGHAM FIELD/HEAD SPEAR MORTALITY

5 APRIL 1982

MONDAY

Telephone call to John (Schofier) Naughton 4:30 pm from lady in Wabawa who found a turtle close to shore still alive with a spear sticking out of its head. She wanted to know if it could be eaten.

Gene Witham picked the turtle up early the next morning and brought to the NMFS lab. I "posted" it on the gass at ~ 1 PM.

Photos taken

Curved length - 57.5 cm

Red skin algae, but no barnacles

A few patches of pink algae encrusting carapace

Rupture and blood in right eye.

Hole in right rear section of head.

Considerable gas in body cavity; meat whitish and stinky.

Stomach and intestines full.

~ 95% Amarsia~ 25% Turbinaria

} Stomach

Also saw digesting Amarsia in intestine.

Complete turtle discarded in trash.



WAIMANALO LEATHERBACK STRANDING  
24 MARCH 1982

35mm photos taken of animal shortly after it was  
killed by shark-gun in head by ferry — SLP.



25 MARCH 82

GI TRACT OF LEATHERBACK

Murray Daily, R.D.  
Peaney and me  
later attended by  
Causey Whiffow

Esoph. to <sup>1st(?)</sup> stomach 145 cm  
appears to be  
→ valve

Stomach? blind sack loop  
may have valve

1st valve (crop) 35-40 cm

valve leads to fluid filled  
crop(?)

<sup>small</sup> 150 cm from above crop to change  
to smaller inst. seems to be  
another valve

~~found~~ cutting backwards towards  
~~plastic~~ front from last tie.

found; plastic worm (?)  
<sup>name not given</sup>  
no abnormalities discussed

<sup>2nd</sup> next tie off point forward from back  
inside very ridged muscular  
highly ridged (increase surface area)  
another worm (?) found

~~found~~ <sup>3rd</sup> and  
larger portion of yellowish green  
material, somewhat like quite size

Quarter  
sized translucent  
material in  
gut



12

leather back cont.

found dark flecks found in contents  
for first section cut. Murray took  
examples off to look at.

Contents up to this point  
put down drain

Second cutting began at rear  
portion of crop(?)

Bag found in beginning determined  
to be part of the system  
sack has diff looking mucosal  
lining

Esophagus starts just after  
sack

found in lower esophagus looks  
like food matter

A section of esophagus was cut  
to be saved

did not have a sphincter, supposed  
large pipuli serve purpose  
for freezing and photo

Section  
↓  
→

very  
heavy  
analysis



small (intestine) measurement of Area #4  
from <sup>start of</sup> ~~rec.~~ to Cecum 625 cm

mucosa greenish all way along  
inner surface

Surface <sup>is</sup> ~~has~~ pitted ~~surface~~ which,  
when pushed on secretes a mucoslike  
thick ~~liquid~~ <sup>yellowish</sup> liquid, numerous holes

about  
1/3 way  
down

(murray?)  
changes to a more snake skin  
appearance, no more secretions.  
Change

~~begin~~  
secretion  
to snake

Begin second cutting of little intestine  
no food or parasite found, but very  
heavy mucosal material yellowish  
and thick. Does not have secretions  
looks like snake skin up above  
little intestine thrown out after  
inspection

Section #5 the ~~cecum~~  
pouch <sup>blind</sup> duodenum

spleen is attached  
still frozen, ~~not~~ not good for worms  
spina value

Bag is full of (butter <sup>murray</sup> scotch topping)



14

Material  
 mostly  
 digested

found another piece of plastic

↓ cellophane

Section #6 <sup>→ 105 cm</sup> Some material from  
 large intestine saved  
 also found large numbers of  
 small gelatinous bodies

Section #7 rectum ≈ 25 cm

Fig from Sect 7 put in towel  
 pack

Also liquid from Sect 6  
 mixed with water and decanted  
 samples taken

found a few examples of  
 what maybe food material  
 in to packet #7, plus cellophane  
 also found some rocks

ID 45 =

Tom Hida - Pyro-50MA



## METRIC SYSTEM WITH U.S. EQUIVALENTS

### METRIC UNIT (1) U.S. EQUIVALENT

#### WEIGHT

milligram	mg	0.015 grains
centigram	cg	0.154 grains
decigram	dg	1.1543 grains
gram	g	0.035 ounces
decagram	Dg	0.353 ounces
hectogram	hg	3.527 ounces
kilogram	kg	2.2046 pounds
quintal		220.46 pounds
metric ton		1.1 tons

#### LENGTH

millimeter	mm	0.04 inches
centimeter	cm	0.39 inches
decimeter	dm	3.94 inches
meter	m	39.37 inches
decameter	Dm	32.81 feet
hectometer	hm	109.36 yards
kilometer	km	0.62 miles
myriameter		6.2 miles

#### VOLUME

cubic centimeter	cm <sup>3</sup>	0.061 cubic inches
cubic decimeter	dm <sup>3</sup>	0.0353 cubic feet
cubic meter	m <sup>3</sup>	1.31 cubic yards
cubic decameter	Dm <sup>3</sup>	13.10 cubic yards

### METRIC UNIT (1) U.S. EQUIVALENT

#### AREA

square centimeter	cm <sup>2</sup>	0.155 sq. inches
square meter	m <sup>2</sup>	1.196 sq. yards
are	a	119.60 sq. yards
hectare	ha	2.47 acres
sq. kilometer	km <sup>2</sup>	0.3861 sq. miles

#### CAPACITY, CUBIC

milliliter	ml	0.06 cubic inches
centiliter	cl	0.6 cubic inches
deciliter	dl	6.1 cubic inches
liter	l	61.02 cubic inches
decaliter	Dl	0.35 cubic feet
hectoliter	hl	3.53 cubic feet
kiloliter		1.31 cubic yards

#### CAPACITY, DRY

deciliter	dl	0.18 pints
liter	l	0.908 quarts
decaliter	Dl	1.14 pecks
hectoliter	h	2.84 bushels

#### CAPACITY, LIQUID

milliliter		0.27 fluidrams
centiliter		0.338 fluidounces
deciliter		0.21 pints
liter		1.057 quarts
decaliter		2.64 gallons



