

CODE FOR THE DIFFERENT SPECIES OF FISH CAUGHT
BY COMMERCIAL FISHERMEN IN HAWAIIAN WATERS

Salt Water

001 Tuna Unclassified
002 Aku - Skipjack
003 Ahi - Yellowfin Tuna
004 Ahipalaha - Tonbo
005 Ahi - Bluefin Tuna
006 Ahi - Bigeye Tuna
007 Kawakawa
008 Swordfishes - Unclass.
009 A'u - Striped Marlin
010 A'u - Black Marlin
011 A'u - Broadbill
012 A'u lepe - Sailfish
013 Mahimahi - Dolphin
014 Ono - Wahoo
015 Hapuupuu - Sea Bass
016 Kahala - Amberjack
017 Kalikali
018 Omilu - Hoshi Ulua
019 Opakapaka
020 Uku
021 Ulaula - Ehu
022 Ulaula Koae - Onaga
023 Ulua
024 Weke-ula
025 A'awa - Spot Wrasse
026 Ahaaha - Dasu
027 Aholehole
028 Akule - Aji
029 Alaihe - Squirrel Fish
030 Amaama - Mullet
031 Awa - Milkfish
032
033 Awaawa - Ten Pounder
034 Aweoweo
035 Ea - Wrasse
036 Ehu - Ulaula
037 Hahalalu - Akule Small
038 Hanui - Uhu
039 Hauliuli - Snake Mackerel
040 Hihimanu - Rays
041 Hilu - Wrasse
042 Hinalea - Wrasse
043 Humuhumu - Hage
044 Iao
045 Iheihe - Halfbeak
046 Kaku - Barracuda
047 Kala - Surgeon Fish
048 Kamano - Hawaiian Salmon
049 Kawelea - Kamasu
050 Kihikihi - Kagami Ulua
051 Kole - Surgeon Fish
052 Kumu - Goat Fish
053 Kupipi - Damsel Fish
054 Kupoupou - Mongoose Fish
055 Maenihhi - Nabeta
056 Mae - Leatherback
057 Mauwiliwili - Y. Manini

058 Lehi - Snapper
059 Maiii - Surgeon Fish
060 Maiko - Surgeon Fish
061 Maikoiko - Surgeon Fish
062 Malolo - Flying Fish
063 Maomao - Mamo
064 Manini
065 Mano - Sharks
066 Mano Kihikihi-H.H.Shark
067 Makiawa - Sardine
068 Moana - Goat Fish
069 Moi - Thread Fish
070 Moelua - Goat Fish
071 Mu - Medai - Porgy
072 Naenae - Tang
073 Nehu - Anchovy
074 Nenu - Rudder Fish
075 Nohu - Hogo
076 Nunu - Stickfish
077 Oililepa - File Fish
078 Oio - Bonefish
079 Omaka - Caranx
080 Oopuhue - Balloon Fish
081 Opelu - Mackerel
082 Opule - Wrasse
083 Pala - Yellow Tang
084 Pakii - Flounder
085 Pakuikui - Tang
086 Palani - Surgeon Fish
087 Panuhunuhu - Uhu
088 Panunu - Uhu
089 Paopao - Yellow ulua
090 Pauu - Squirrel Fish
091 Piha Herring
092 Pualu - Surgeon Fish
093 Puhi - Eel
094 Puhi - Black Eel
095 Puhi - White Eel, Tohe
096 Uhu - Parrot Fish
097 Ukikiki - Gindai
098 Uouoa - False Mullet
099 Upapalu - Cardinal Fish
100 Uu - Menpachi
101 Uukanipo - Squirrel Fish
102 Walu - Oil Fish
103 Weke - Goat Fish
104 Ulua Kihikihi - Kagami
105 Mallatea - Wrasse
106 Opah - Ocean Moonfish - *Manenda*
107 Shortnosed Spearfish
108 White or Silver Marlin
109 Mola Mola - Ocean Sunfish
110 Malu - Goat Fish
111 Saba - Japanese Mackerel
112 Opelu Mama - Mackerel
113 Tilapia - Cichlid
114 TAAPE

Fresh Water

600 Bass
601 Carp
602 Catfish
603 Oopu
604 Panchon or Pangii

CRUSTACEANS:

700 Crab - Papai misc.
701 Crab - Kona
702 Crab - Kuahonu, White
703 Crab - Moala, Red
704 Crab - Samoan
705 Opae - Shrimp
706 Ula - Lobster
707 Ulapapapa - Slipper Lobster

MOLLUSKS:

720 Clam - Olepe
721 Hee - Squid, Tako
722 Muhee - True Squid, Ika
723 Hihiwai - Limpet Freshwater
724 Opihi - Limpet Saltwater
725 Pupu - Limpet Freshwater

ECHINODERMS:

750 Ina - Sea Eggs
751 Wana - Sea Urchin
752 Namako - Sea cucumber

REPTILES:

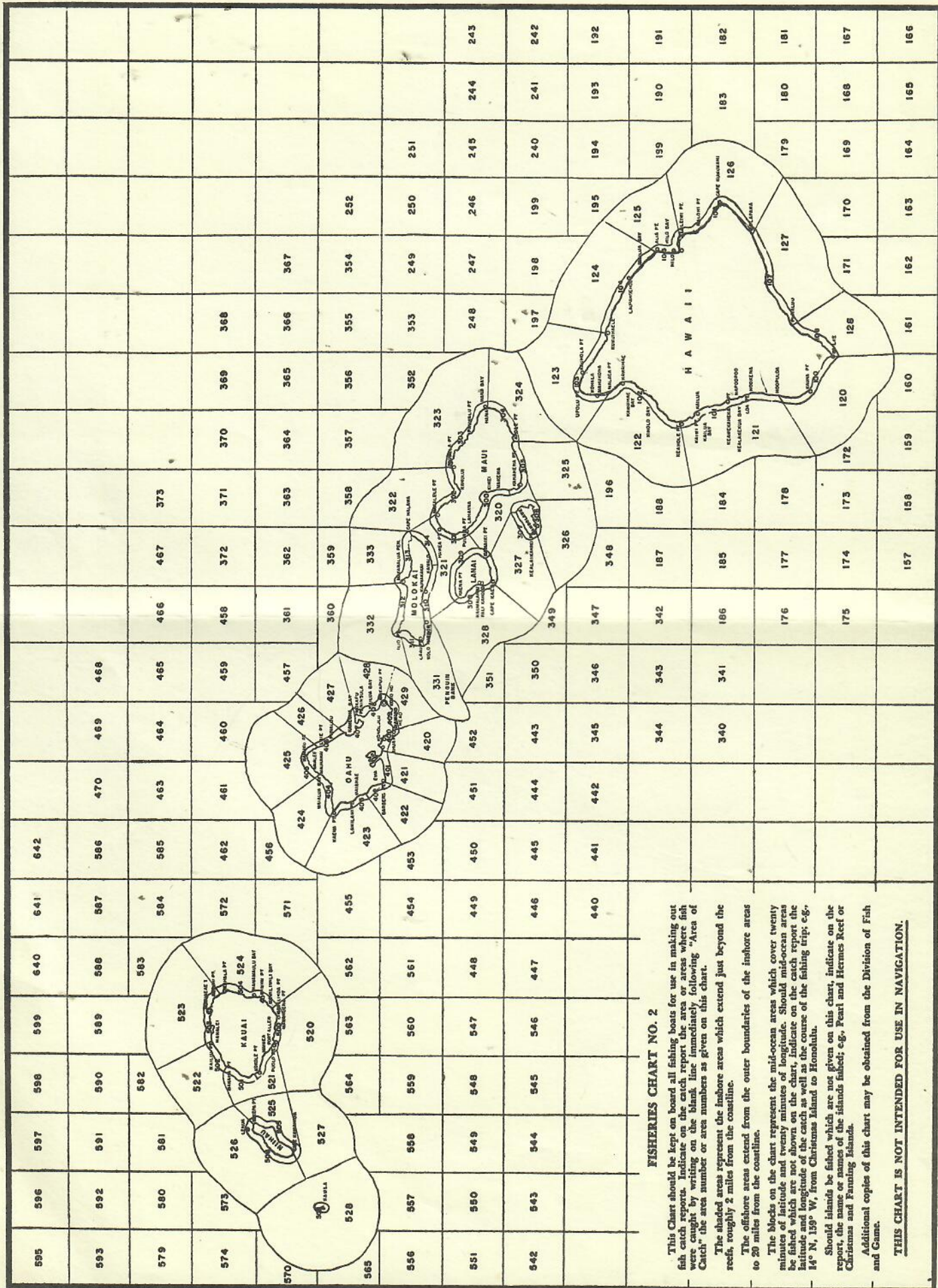
790 Honu - Turtle

ALGAE

800 Limu

901 Shark Liver

999 Misc. - Unclassified



FISHERIES CHART NO. 2

This Chart should be kept on board all fishing boats for use in making out fish catch reports. Indicate on the catch report the area or areas where fish were caught by writing on the black line immediately following "Area of Catch" the area number or area numbers as given on this chart.

The shaded areas represent the inshore areas which extend just beyond the reefs, roughly 2 miles from the coastline.

The offshore areas extend from the outer boundaries of the inshore areas to 20 miles from the coastline.

The blocks on the chart represent the mid-ocean areas which cover twenty minutes of latitude and twenty minutes of longitude. Should mid-ocean areas be fished which are not shown on the chart, indicate on the catch report the latitude and longitude of the catch as well as the course of the fishing trip; e.g., 14° N, 159° W, from Christmas Island to Honolulu.

Should islands be fished which are not given on this chart, indicate on the report, the name or names of the islands fished; e.g., Pearl and Hermes Reef or Christmas and Fanning Islands.

Additional copies of this chart may be obtained from the Division of Fish and Game.

THIS CHART IS NOT INTENDED FOR USE IN NAVIGATION.

1948 -

Maui -

Date	Caught by	Area	Method	Number	lbs Caught	lbs Sold	Value	Port of Landing
12/2	072	302	Net	4 (30)	120	120	30.00	273
Not in Com. pr. out 11/1	072	302	Net	4 (30)	120	120	30.00	273
10/28	072	302	Net	4 (60)	240	240	60.00	273
9/24	078	302	Net	-	42	20	18.40	221
9/17	072	302	Net	2 (46)	92	92	23.00	273
8/11	072	302	Net	10 (30)	300	300	15.00	273
8/28	072	302	Net	7 (39)	275	275	68.75	273
7/22	072	302	Net	13 (53)	689	689	172.25	273
7/29	079	302	Spear	1 (10)	10	10	4.80	271
5/20	073	302	Net	1	Turtle meat 50	50	12.50	273
4/24	073	302	Net	-	Turtle meat -28	28	7.00	273
1/6	074	302	Net	alive 1 (100)	100	100	7.00	262

Lanai

4/11	080	309	Net	1 (50)	50	Kaukau	-	325
------	-----	-----	-----	--------	----	--------	---	-----

Dahu

12/10	051	401	-	5 (115)	574	574	86.10	511
12/14	051	401	-	5 (94)	471	471	94.20	511
12/24	051	401	-	1 (87)	87	87	13.20	511
11/5	051	401	-	2 (33)	66	66	13.20	511
11/9	051	401	-	4 (62½)	250	250	37.45	511
11/18	051	401	-	5 (98)	490	490	73.50	511
11/22	051	401	-	2 (97)	194	194	38.80	511
11/26	051	401	-	6 (112)	673	673	100.95	511
11/30	051	401	-	8 (37½)	300	300	45.00	511

over

1948

Dasher (cont'd)

Date	Caught by	Area	Method	Number	lbs Caught	lbs Sold	Value	port of landing
11/1	064	400	handline	-	Turtle meat	380	57.00	511
11/8	064	400	handline	-	Turtle meat	340	51.00	511
11/9	064	400	handline	-	Turtle meat	120	18.00	511
11/9	081	403	Net	-	500	500 @ .15	75.00	525
10/7	051	401	-	1	121	121	11.90	511
9/2	051	400	-	4 (81)	325	325	48.75	511
9/14	064	400	Handline	-	228	228	17.15	511
9/17	064	400	Handline	-	400	400	30.00	511
9/18	064	400	Handline	-	400	400	30.00	511
9/30	064	400	Handline	-	400	400	30.00	511
7/2	064	400	Handline	-	Turtle meat 86	86	12.85	511
7/9	064	400	handline	-	Turtle meat 93	93	13.95	511
7/10	064	400	handline	-	Turtle meat 100	100	15.00	511
7/21	064	400	handline	-	Turtle meat 150	150	22.50	511
7/22	064	400	Handline	-	Turtle meat 100	100	15.00	511
7/2	068	400	-	-	832	832	83.20	511
6/10	082	400	-	-	40	-	-	512
6/11	082	400	-	-	130	130	18.50	512
6/3	064	400	-	-	Turtle meat 110	110	16.50	-
6/24	064	400	-	-	Turtle meat 150	150	22.50	-
6/30	064	400	-	-	Turtle meat 115	115	17.25	-
3/31	064	400	-	-	Turtle meat 365	365	43.75	-
3/6	083	420	Hook+line	3 (62)	185	185	27.50	-
3/1	084	400	Bamboo+line	3 (67)	200	200	15.00	-
2/21	085	400	Handline	6 (33)	200	200	30.00	-
2/23	064	400	Net (29)	-	1400	1400	106.50	-

Turtle Catch Statistics for the State 1944-1946 (pages 87-88)

1946 month	lbs	value
Jan	360	29.00
Feb	99	9.31
Mar	200	10.00
Apr.	15	1.35
May	307	27.65
Jun	-	- none
Jul	-	-
Aug	-	-
Sept	2842	260.50
Oct	2412	235.00
Nov	1505	194.00
Dec	<u>437</u>	<u>67.75</u>
	8177	\$ 834.56

1945

Jan	570	60.23
Feb	907	65.91
Mar	3951	339.40
Apr.	NA	NA
May	3283	278.80
Jun	2723	247.58
Jul	2477	153.97
Aug	2000	100.00
Sept	1768	105.62
Oct	521	47.15
Nov	902	78.88
Dec	596	41.60
		total → 19,698 \$ 1519.14

missing
- not available

Turtle catch (cont'd)

1944 mon	lbs	value
Jan	-	-
Feb	-	-
Mar	5160	637.44
Apr	NA	NA
May	10,688	1,350.85
Jun	2,082	324.06
Jul	6,737	646.78
Aug	4,018	348.17
Sept	4,793	403.99
Oct	1,728	196.00
Nov	900	72.00
Dec	<u>3509</u>	<u>431.62</u>
	39,615	4410.91

1973 -

Maui

Date	Caught by	Area	method	number	lbs caught	lbs sold	value	part of glands
1/14	003	302	net	2 (200)	400	400	180.00	230
1/22	003	302	net	3 (100)	300	300	150.00	230
1/25	003	302	net	2 (220)	440	440	240.00	230
1/28	003	302	net	3 (150)	450	450	260.00	230
2/5	003	302	net	2 (100)	200	200	110.00	230
2/10	003	302	net	10 (81)	810	810	390.00	230
2/16	003	302	net	4 (200)	800	800	375.00	230
2/24	003	302	net	2 (60)	120	120	60.00	230
2/-	004	300	gilt	-	486	486	170.00	222

Molokai

shimizu intercept	1/21	086	312	net	3 (156)	469	469	117.25	454
	1/23	086	312	net	7 (161)	1129	1129	282.20	454
on original report	1/21	086	312	net	3	-	67	117.25	454
	1/23	086	312	net	7	Meat	158	237.00	454
						back	58	23.20	454
						flap	55	22.00	454
shimizu	2/4	086	313	net	8 (58)	465	465	232.60	454
	2/26	086	313	net	14 (67)	944	944	472.05	454
on original report	2/4	086	313	net	8	front	138	207.00	454
	2/26	086	313	net	14	Back+flaps	64	25.60	
						front	281 1/2	422.25	
						Back+flaps	124 1/2	49.80	
shimizu	4/14	087	310	Gill Net	-	126	126	44.10	454
	4/4	087	310	net	Turtle Front (whole)	9 1/2	9 1/2	86.93	454
on original report					Turtle wing	34 1/2	34 1/2	12.08	454

1973 (cont'd)

Oahu

Date	caught by	Area	method	Number	lbs caught	lbs sold	value	port of landing
1/26	005	401	scuba	2 (250)	500	500	179.00	512
2/18	088	407	Net	11 (20)	225 ^{estimate}	225	78.75	570
2/19	088	407	Net	2 (74 1/2)	149	149	52.15	570
3/25	088	407	Net	6 ^{Turtle net} (64)	384 ^{Shinize} (192)	384 ^{unreport}	192.00	574
3/7	088	407	Net	2 (106)	212 (106)	212	106.00	574
3/13	088	407	Net	2 (101)	202 (101)	202	101.00	574
3/27	088	407	Net	6 (64)	384 (192)	384	192.00	574
listed in April	2/5	005	scuba	5 (278)	1389	1389	486.05	574
	2/21	005	Net	2 (98.5)	197	197	69.00	512
	3/19	005	Net	2 (134.5)	269	269	94.00	512
4/8	088	407	Net	11 (64)	700 ^{Shinize} (350)	700	350.00	575
4/21	088	407	Net	2 (100)	200 ^{Not changed}	200	70.00	575
4/28	088	407	Net	1 (72)	72 ^{Not changed}	72	25.20	575
4/28	089	407	Net	1 (20)	20	20	25.00	573
5/15	005	401	Scuba	3 (200)	600 ^(200 ea)	600	234.00	513
5/27	005	406	Scuba	2 (250)	500 ^(250 ea)	500	184.00	574
5/29	005	406	Scuba	2 (250)	500 ^(250 ea)	500	189.00	574
5/21	088	407	Net	8 (35)	283	-	-	574
5/29	090	408	-	-	42	42	30.00	581
6/29	091	407	Net	-	80	80	63.05	570
6/28	005	406	Scuba	1 (184)	184	184	92.00	574

Maui 1973 (cont'd)

5/- 004 300 gaff 8 (77) 615 615 246.00 299

CONTINUED ON PAGE 92

FISHERMEN AND VALUE OF CATCH 1970 - 1972 1973 partial

1972 lbs. caught

Neal E. Tobin, Maui - \$5,003.50	9,540 lbs
Masayuki Miyake, Maui - 28.25	
Stephen Allencastre, Maui - 2,899.18	6,999 lbs
Raymond Antone, Oahu - 2,465.00	7,119 lbs
Eugene Wong, Oahu - 47.25	
Albert Christian, Kauai - 140.00	

1971

1965

Stephen Allencastre, Maui \$6,353.92	10,880 lbs
Nelvin Kane, Hawaii 88.00	
Neal Tobin, Maui 2,684.00	6,005 lbs
Arnold Allencastre, Maui 534.75	
Richard Nahakeli, Maui 169.00	
Glenn Morris, Oahu 25.00	
Elmer Yong, Oahu 98.00	
* Sam Lee, Kauai 50.00	

1970

Nelvin Kane, Hawaii 17.00	
Neal Tobin, Maui 2,765.00	7,715 lb
Masayuki Miyake, Maui 33.05	
Stephen Allencastre, Maui 992.00	16,360 lb
Arnold Allencastre, Maui 270.00	
Robert Peltier, Oahu 810.70	
N. Ninomoto, Kauai 108.90	
Albert Christian, Kauai 20.00	

1973

Neal Tobin Maui Jan-Feb	1765.00	3520 lbs
Stephen Allencastre, Maui	170.00	486 lbs
Mervin Dudout, Molokai	991.90	3,007 lbs
Sarah Pasqua, Molokai	44.10	
Raymond Anton, Oahu	828.05	2,355 lbs
Jacques Houghen, Oahu Feb-Apr	1166.90	2,528 lbs
Denis Pang, Oahu	25.00	

1970-73

Neal Tobin #	12,217.50	26,780 lbs
Stephen Allencastre	10,415.10	19,995 lbs

1972-73

Raymond Anton	3293.05	9474 lbs
---------------	---------	----------

First 3 rd 73 ¹¹⁵	12,042	# 5,103.35
mean turtle	104.7 lbs	A2/16

WEIGHT, VALUE AND METHOD OF CAPTURE OF MARINE TURTLES CAUGHT BY COMMERCIAL FISHING IN THE HAWAIIAN ISLANDS IN 1903.

ISLAND	WEIGHT	VALUE	METHOD OF CAPTURE
Hawaii	475	\$24.00	Spears
Kauai	250	11.00	Seines
	100	5.00	Bag Nets
TOTAL	350	40.00	
Maui	440	\$17.00	Spears
Molokai	250	8.00	Spears
Oahu	520	78.00	Gill Nets
	2,000	300.00	Spears
TOTAL	3,520	443.00	
<u>TOTAL</u>	<u>4,035 lbs</u>		<u>Oahu mean wt 168 Turtles - 25 lbs</u>

Compiled from The Commercial Fisheries of the Hawaiian Islands in 1903, by John N. Cobb.

STATE OF HAWAII

SEA TURTLE CATCH REPORTED
FOR YEARS 1948 to 1971Compiled by George H. Balazs
Hawaii Institute of Marine Biology

YEAR	POUNDS	VALUE (U.S.\$)	VALUE/POUND
1948	17,650 <i>19933</i>	2,154	.12
1949	15,168 <i>15702.5</i>	2,016	.13
1950	11,588 <i>11844</i>	1,733	.15
1951	5,144	1,050	.20
1952	2,731	533	.20
1953	9,466 <i>check</i>	2,214	.23
1954	3,040	483	.16
1955	11,126 <i>11125</i>	1,731	.16
1956	6,819 <i>6925</i>	1,025	.15
1957	696	195	.28
1958	3,207	1,171	.37
1959	714	90	.13
1960	3,739	527	.14
1961	709	139	.20
1962	477	48	.10
1963	380	79	.21
1964	1,609	321	.20
1965	1,510	57	.04
1966	4,715 <i>5172</i>	1,053	.22
1967	5,021 <i>5014</i>	1,173	.23
1968	3,350	2,400	.72
1969	10,175	2,820	.28
1970	12,506	5,017	.40
1971	19,884	9,850	.50
1972	<i>25583.5</i>	<i>10,583.18</i>	<i>.41</i>
1973	<i>19,131 - 14,846 first 6 months</i>	<i>6,141.40</i>	<i>.41</i>

= 4285

1973 (contd)

Oahu

Date	Caught by	Area	Method	Number	lbs Caught	lbs Sold	Value	Port of Landing
8/20	088	407	Net	6 (42)	252	252	126.00	570
8/25	005	407	SCUBA	2 (130)	260	260	130.00	574
7/23	088	407	Net	1 (86)	86	86	43.00	574
7/18	005	406	SCUBA	-	480	480	192.00	574
7/22	092	426	spear	2	-	-	-	-
7/3	093	404	Net	1 (49)	49	49	24.50	542
7/12	093	404	Net	2 (58)	116	116	58.00	542
7/14	093	404	Net	2 (60.5)	121	121	60.50	542
10/25	093	409	SCUBA	1 (25)	25	25	8.75	513
10/1	088	407	Net	4 (39)	157	-	-	574
9/4	088	407	Net	2 (37)	74	-	-	574
9/11	093	409	SCUBA	2 (75)	150	150	60.00	513
9/20	093	409	Net	2 (75)	150	150	60.00	513

Molokai

9/7	094	311	Hand	1 (60)	60	60	13.00	454
7/-	004	314	gift	-	442	442	221.00	499
8/-	004	314	gift	-	363	363	181.50	499

Maui

8/-	095	300	Net	1 (250)	250	-	-	221
9/-	004	-	gift	2	-	-	-	-
12/18	096	320	Net	2 (150)	300	300	99.75	222
12/11	096	320	Net	1 (15)	150	150	67.50	222
12/11	097	305	Net	2 (200)	400	400	131.25	230

KAUAI

1/17	098	501	(SCUBA) List under NOOSE #	2 (200)	400	400	195.00	611
------	-----	-----	----------------------------	---------	-----	-----	--------	-----

Mean
 NO. Animals EACH year

Mean for entire year

104

116

←

1973

171

150

←

1972

152

131

←

1971

93

135

←

1970

89

114

←

1969

129

26

←

1968

51

99

←

1967

50

96

←

1966

15

102

←

1965

22

74

←

1964

1963

1962

1961

1960

1959

1958

1957

1956

1955

1954

1953

1952

1951

1950

1949

1948

1950

NONE: NO TURTLE CATCHES
 —: POUNDS REPORTED BUT NO NUMBERS REPORTED

PER CENTAGES EXPRESSED ARE THE POUNDS OF EACH ISLANDS TOTAL CATCH THAT HAD "NUMBER CAUGHT" LISTED

TURTLE WEIGHT
 MEAN, STD DEVIATION + Number for each island for each year

	Dahui	Maui	Kauai	Hawaii	Molokai
1973	87.6 ± 74.2 N=96	N=42 124.7 ± 56.7	200 ± 0 N=2	NONE	N=33 92.6 ± 44.9
1972	175 ± 28 N=43 (96%)	(100%) 140.6 ± 93.9 N=85	40 ± 0 N=5 (100%)	NONE	N=15 337.8 ± 139.4
1971	98.8 ± 85.6 N=8 (100%)	87.9% 143.0 ± 69.1 N=87	41.5% 88.8 ± 29.3 N=4	90.3% N=23	N=8 210 ± 0
1970	35 ± 0 N=1 (2.2%)	100% 137.5 ± 68.1 N=73	—	100% 68 ± 0 N=1	NONE
1969	50 ± 0 N=3 (30.1%)	99.5% 121.2 ± 51.8 N=63	NONE	100% 106.5 ± 56 N=16	N=1 150 ± 0
1968	NONE	100% 30.6 ± 10.4 N=27	NONE	100% 24.3 ± 23.1 N=99	NONE
1967	—	94.9% 76.4 ± 44.6 N=7	NONE	NONE	NONE
1966	109.4 ± 108.8 N=5 (13.9%)	100% 40 ± 0 N=1	NONE	100% 67.3 ± 31.5 N=4	—
1965	230 ± 0 N=1 (74.2%)	100% 60 ± 0 N=2	NONE	NONE	100% N=11 98 ± 40.3
1964	254.5 ± 27.6 N=2 (100%)	93% 54.6 ± 29.6 N=17	NONE	100% 33 ± 0 N=1	NONE
1963	—	—	NONE	NONE	NONE
1962	—	NONE	NONE	NONE	NONE
1961	NONE	100% 203 ± 47.1 N=3	NONE	NONE	NONE
1960	NONE	77.7% 100.6 ± 77.2 N=16	NONE	NONE	NONE
1959	—	40% 100 ± 0 N=2	NONE	100% 37 ± 0 N=5	NONE
1958	10 ± 0 N=1 (100%)	100% 39.8 ± 13 N=31	NONE	—	NONE
1957	NONE	100% 35.5 ± 6 N=10	NONE	NONE	NONE
1956	182.5 ± 236.9 N=2 (89.2%)	100% 40.8 ± 16 N=18	75.7% 59.4 ± 7.4 N=5	NONE	100% N=33 148.7 ± 66.7
1955	100.5 ± 42.7 N=4 (54.5%)	100% 47.7 ± 5.3 N=7	100% 49.5 ± 15.4 N=9	NONE	89.1% 146.1 ± 49.5 N=56
1954	—	100% 19.0 ± 15.5 N=2	NONE	100% 150 ± 0 N=6	76.3% 104.3 ± 42.6 N=15
1953	—	100% 200 ± 0 N=1	NONE	100% 200 ± 0 N=1	47.8% 66.4 ± 8.8 N=22
1952	85.2 ± 61.4 N=19 (87.2%)	100% 150 ± 0 N=1	—	NONE	100% 18 ± 0 N=7
1951	135 ± 21.8 N=3 (24.3%)	NONE	NONE	100% 89.7 ± 43.8 N=3	—
1950	51.3 ± 17.8 N=15 (11.1%)	56.2% 100 ± 0 N=1	—	100% 79.8 ± 28.1 N=25	64.3% N=17 53 ± 0
1949	81.8 ± 17.7 N=43 (44.9%)	96.9% 68.9 ± 50.9 N=113	—	NONE	NONE
1948	74.3 ± 30.3 N=54 (25.6%)	98% 34.7 ± 21.0 N=63	NONE	NONE	NONE
1950 Fr Frig Sk	69 ± 0 N=17 (100%)	—	—	—	—

Lanai

1973	NONE		JAN
1972	NONE		
1971	^{100%} 95 ± 77.8 N=2		FEB
1970	NONE		
1969	^{100%} 50 ± 8.7 N=3		MAR
1968	^{100%} 20 ± 0 N=1		
1967	^{100%} 107.5 ± 7.2 N=20		APR
1966	196.7 ± 40.4 N=3	100%	
1965	NONE		MAY
1964	NONE		
1963	NONE		JUNE
1962	NONE		
1961	100 ± 0 N=1	100%	July
1960	87.9 ± 25.7 N=19	100%	
1959	NONE		Aug
1958	NONE		
1957	NONE		SEPT
1956	NONE		
1955	NONE		Oct
1954	NONE		
1953	NONE		Nov
1952	NONE		
1951	NONE		DEC
1950	NONE		
1949	NONE		Total
1948	^{100%} 50 ± 0 N=1		

* NONE TAKEN

6" x 6 3/4" x 1/2" -
5/16"

97

Pounds of Taken By Month AND Percent of Annual catch (pages 97-101)

	1973	1972	1971	1970	1969	1968
JAN	3688 (19.2%)	*	1625 (8.2%)	883 (7.1%)	*	227 (6.8%)
FEB	5785 (30.2%)	200 (0.8%)	769 (3.8%)	966 (7.7%)	2450 (24.1%)	447 (13.3%)
MAR	1451 (7.6%)	312 (1.2%)	3920 (19.7%)	530 (4.2%)	16 (.1%)	750 (22.4%)
APR	1118 (5.8%)	2350 (9.2%)	1690 (8.5%)	1023 (8.2%)	690 (6.8%)	1094 (32.6%)
MAY	2540 (13.3%)	1817 (7.1%)	1530 (7.7%)	2070 (16.5%)	*	244 (7.3%)
JUNE	264 (1.4%)	2690 (10.5%)	3055 (15.4%)	182 (1.5%)	*	264 (7.9%)
July	1294 (6.8%)	4475 (17.5%)	440 (2.2%)	500 (4%)	*	324 (9.7%)
Aug	1125 (5.9%)	7480 (29.2%)	1875 (9.4%)	1147 (9.2%)	150 (1.5%)	*
SEPT	434 (2.3%)	2525 (9.9%)	1550 (7.8%)	2726 (21.8%)	2290 (22.5%)	*
Oct	182 (1%)	776 (3%)	750 (3.8%)	771 (6.2%)	1374 (13.5%)	*
Nov	400 (2.1%)	1214.5 (4.7%)	1330 (6.7%)	*	1474 (14.5%)	*
DEC	850 (4.4%)	1750 (6.9%)	1350 (6.8%)	1708 (13.6%)	1731 (17%)	*
Total	19,131	25,583.5	19,884	12,506	10,175	3350

* NONE TAKEN

	1967	1966	1965	1964	1963	1962	
JAN	1900 (37.9%)	3492 (67.5%)	*	530 (32.9%)	*	*	JAN
FEB	35 (.7%)	*	230 (15.2%)	*	*	*	FEB
MAR	2550 (50.8%)	50 (.9%)	*	400 (24.9%)	*	*	MAR
APR	400 (8%)	25 (.5%)	*	100 (6.2%)	*	*	APR
MAY	*	*	*	*	*	397 (83.2%)	MAY
JUNE	*	400 (7.7%)	*	70 (4.4%)	47 (12.4%)	80 (16.8%)	JUNE
July	*	*	*	*	109 (28.7%)	*	July
AUG	*	590 (11.4%)	1200 (79.5%)	*	69 (18.1%)	*	AUG
SEPT.	*	140 (2.7%)	*	274 (17%)	*	*	SEPT
OCT.	100 (2%)	100 (1.9%)	80 (5.3%)	*	*	*	OCT
NOV.	15 (.3%)	75 (1.4%)	*	235 (14.6%)	55 (14.5%)	*	NOV.
DEC	14 (.3%)	300 (6%)	*	*	100 (26.3%)	*	DEC.
TOTAL	5014	5172	1510	1609	380	477	TOTAL

	1961	1960	1959	1958	1957	1956
JAN	*	*	*	286 (8.9%)	265 (38.1%)	575 (83%)
FEB	*	*	28 (3.9%)	*	*	378 (5.5%)
MAR	*	1335 (35.7%)	*	360 (11.2%)	90 (12.9%)	190 (2.7%)
APR	219 (30.9%)	975 (26.1%)	*	70 (2.2%)	*	4291 (62%)
MAY	240 (33.9%)	114 (3%)	186 (26.1%)	111 (3.5%)	*	63 (.9%)
JUNE	*	500 (13.4%)	*	2203 (68.7%)	*	145 (2.1%)
JULY	150 (21.1%)	685 (18.3%)	*	167 (5.2%)	*	457 (6.6%)
AUG	100 (14.1%)	*	*	*	*	410 (5.9%)
SEPT	*	*	*	10 (.3%)	*	239 (3.5%)
OCT	*	*	200 (28%)	*	341 (49%)	*
NOV.	*	*	*	*	*	106 (1.5%)
DEC.	*	130 (3.5%)	300 (42%)	*	*	71 (1%)
TOTAL	709	3739	714	3207	696	6925

	1955	1954	1953	1952	1951	1950
JAN	127 (1.1%)	900 (29.6%)	2450 (25.9%)	*	*	1752 (14.8%)
FEB	330 (3%)	736 (24.2%)	350 (3.7%)	*	269 (5.2%)	455 (3.8%)
MAR.	4826 (43.4%)	*	*	334 (12.2%)	*	1928 (16.3%)
APR.	700 (6.3%)	487 (16%)	*	390 (14.3%)	946 (18.4%)	1720 (14.5%)
MAY	104 (.9%)	*	404 (4.3%)	620 (22.7%)	1244 (24.2%)	1045.5 (8.8%)
JUNE	400 (3.6%)	*	1310 (13.8%)	600 (2.2%)	1519 (29.5%)	100 (.8%)
JULY	2515 (22.6%)	8 (.3%)	833 (8.8%)	400 (14.6%)	563 (11.0%)	1277.5 (10.8%)
AUG	*	*	264 (2.8%)	387 (14.2%)	251 (4.9%)	1045 (8.8%)
SEPT	1134 (10.2%)	*	1473 (15.6%)	*	340 (6.6%)	611 (5.2%)
OCT	222 (2%)	30 (1%)	645 (6.8%)	*	*	1844.5 (15.6%)
NOV	*	489 (16.1%)	305 (3.2%)	*	*	66 (.6%)
DEC	767 (6.9%)	390 (12.8%)	1432 (15.1%)	*	12 (.2%)	*
TOTAL	11,125	3040	9466	2731	5144	11,844.5

Footnote to indicate N.W. islands are included in

1949	1948			
890 (5.6%)	100 (.5%)	19,690	(9.86)	9.9
1875 (11.9%)	1700 (8.5%)	17,003	(8.51)	8.5
1980 (12.6%)	2130 (10.7%)	23,152	(11.59)	11.6
1384 (8.8%)	78 (.4%)	19,750	(9.89)	9.9
1978 (12.6%)	472 (2.4%)	15,179.5	(7.60)	7.6
4276 (27.2%)	545 (2.7%)	18,650	(9.34)	9.3
638 (4.1%)	2060 (10.3%)	16,895.5	(8.46)	8.5
231.5 (1.5%)	575 (2.9%)	16,899.5	(8.46)	8.5
423 (2.7%)	1887 (9.5%)	16,056	(8.04)	8.0
481 (3.1%)	5471 (27.4%)	13,361.5	(6.69)	6.7
60 (.4%)	3663 (18.4%)	9487.5	(4.75)	4.8
1486 (9.5%)	1252 (6.3%)	13,643	(6.83)	6.8
15,702.5	19,933	199,767.5	(100.02)	100.1

NUMBER OF LICENSES INVOLVED BY YEAR 1948-1973 (page 103)

1973 - 16
1972 - 8
1971 - 11
1970 - 9
1969 - 8
1968 - 3
1967 - 4
1966 - 8
1965 - 3
1964 - 4
1963 - 2
1962 - 1
1961 - 1
1960 - 2
1959 - 3
1958 - 6
1957 - 3
1956 - 7*
1955 - 9*
1954 - 4*
1953 - 6*
1952 - 6
1951 - 8*
1950 - 13*
1949 - 15*
1948 - 14*

* APPROXIMATE NO. SOME RECORDS MISSING

* INDICATES
FISHING OUTSIDE THAN
ONE ISLAND

POUNDS CAUGHT PER LICENSE BY YEAR 1963-1973

(pages 105-108)

LICENSE CODE	1973	1972	1971	1970	1969	1968
1		34.5		151		
2		1125	190			
3	3520	9540	6,005	7715	4770	
4	1906	6999	Hawaii Main 10,880 *	1630	1710	
5	4879	7119				
6		254				
7		312				
8		200		30		
9			205	68		
10			690	540		
11			169		41	
12			100			
13			730			
14			60			
15			355			
16			500			
17				1537	134	
18				35	150	
19				800		
20					1700	Hawaii Main 2980 *
21					1456	
22					214	
23						250
24						120
25						
26						
27						

	1967	1966	1965	1964	1963
1					
2					
3				930	
4					
5					
6					
7					
8					
9					
10					
11	29				
12					
13					
14					
15					
16					
17					
18					
19					
20					
21	2585		1200		
22					
23					
24		590			
25	100	40			
26	2300	3400			
27		250			

cents = mean / price / lb.

to the nearest penny

	1967	1966	1965	1964	1963
28		20		100	
29		325			
30		90			
31		457	80		
32			230	509	
33				70	224
34					156
35					

REPORTED POUNDS SOLD, PERCENTAGE OF TOTAL CATCH
 VALUE, + PRICE PER POUND BY YEAR 1948-1973

(PAGES 109)					
YEAR	POUNDS SOLD	\$ VALUE	YEAR	POUNDS SOLD	VALUE
1973	18367 (96%)	7813.15 .43	1959	714 (100%)	89.66 .13
1972	23,447.5 (91.7%)	10,583.18 .45	1958	3207 (100%)	1170.67 .37
1971	19204 (96.6%)	10,002.67 .52	1957	605 (86.9%)	195.31 .32
1970	11869 (94.9%)	5,016.65 .42	1956	6454 (93.2%)	1024.60 .16
1969	7202 (70.8%)	2,820.73 .39	1955	10,226 (91.9%)	1731.35 .17
1968	3063 (91.4%)	2,399.97 .78	1954	3040 (100%)	483.20 .16
1967	3007 (60%)	1169.48 .39	1953	7942 (83.9%)	2349.89 .29
1966	5172 (100%)	1098.00 .21	1952	2731 (100%)	533.26 .19
1965	420 (27.8%)	57.40 .14	1951	4514 (87.7%)	970.79 .21
1964	1104 (68.6%)	321.40 .29	1950	11,070.5 (98.5%)	1774.67 .15
1963	380 (100%)	75.20 .20	1949	14,875.5 (94.7%)	2,074.90 .14
1962	477 (100%)	47.70 .10	1948	19821 (99.4%)	2495.00 .13
1961	223 (31.5%)	139.00 .62			
1960	1767 (47.3%)	527.15 .30			

YEAR	METHODS			POUNDS OF TURTLES CAUGHT			BY DIVE
	NET	GAFF	SCUBA	SPEAR	HAND		
1973	13,135 (63.4%)	1906 (10%)	4588 (24%)	2 turtles no weights	60 (3%)		
1972	11,546 (45.1%)	6,999 (27.4%)	4,300 (16.8%)	254 (1%)	34.5 (.1%)		
1971	6,105 (30.7%)	10,130 (50.9%)	750 (3.8%)	1,365 (6.9%)	745 (3.7%)	5 (.6%)	
1970	10,117 (80.9%)	930 (7.4%)		540 (4.3%)	419 (3.4%)		
1969	6,795 (66.8%)	500 (4.9%)	1,210 (11.9%)		1,456 (14.3%)		
1968	2,980 (88.9%)			120 (3.6%)			
1967	2,429 (48.4%)			2,585 (51.6%)			
1966	4,312 (83.4%)			590 (11.4%)			
1965	80 (5.3%)			1,200 (79.5%)			
1964	70 (4.3%)				730 (45.4%)		
1963	224 (58.9%)						
1962							
1961					709 (100%)		
1960					130 (3.5%)		
1959	214 (30%)						
1958	130 (4.1%)		360 (11.2%)		286 (8.9%)	457 (14.3%)	
1957	265 (38.1%)						
1956	2,696 (38.9%)						
1955	7,252 (65.2%)						
1954	979 (32.2%)						
1953	3,990 (42.2%)						
1952	1,516 (55.5%)						
1951	1,317 (25.6%)						
1950	9,815.5 (82.9%)					398 (3.3%)	
1949	9,919.5 (63.2%)				60 (.4%)		
1948	4,006 (20.1%)				10 (.1%)		

BY REPORTED METHODS 1948-1973 (pages 110-111)

DIVE	NOOSE/ROPE	TRAP	HOOK LINE	TROLLING	HANDLINE	UNKNOWN
	400 (2.1%)					42 (.2%)
115 (.6%)	355 (1.8%)					2450 (9.6%)
		214 (2.1%)				319 (1.6%)
						500 (4%)
						250 (7.5%)
			20 (.4%)			250 (4.8%)
						230 (15.2%)
			100 (6.2%)			709 (44.1%)
		156 (41.1%)				
		477 (100%)				
						3609 (96.5%)
457 (14.3%)				167 (5.2%)		500 (70%)
						1807 (56.3%)
						431 (61.9%)
						4229 (61.1%)
						3873 (34.8%)
						2061 (67.8%)
						5476 (57.8%)
						1215 (44.5%)
398 (3.3%)						3827 (74.4%)
						1631 (13.8%)
						5723 (36.4%)
			385 (1.9%)		2997 (15%)	12535 (62.9%)

NOTES:

- Feb 1969 - 16 turtles taken off Hawaii (2 total weight 500 lbs in area 128; 14 total weight 1200 lbs in area 122) fisherman's note: Navy Undersea Warfare Center in Calif took 5 for experiments; University of Hawaii Dr. Benedict took 10 for experiments
- July 1968 - 15 turtles total weight 324 lbs caught in area 321
fisherman's note: This area in 1948-1950 I used to catch at least 100 in 4 to 5 days fishing - for some reason there are no turtles there now.
- Feb 26, 1969 - 1 hawksbill weight 150 lbs caught in area 300
- Mar 13, 1960 - 5 gallons of turtle eggs weighing 20 lbs taken in area 300
- Jan. 28, 1956 - 1 turtle weight 350 lbs taken in area 421
sold live to aquarium

Range for average turtle caught

1973 ^{5 months}	1972	1971	1970
220 to 20	456 ^{1/2} _{oz} 425 to 14 ^{1/2}	300 to 20 ^{1/2}	300 to 25
No. of turtles 15 139	147	132	75

486
14, ~~982~~ lbs

139 animals

Robin Lee -
Gillman -

Cooper —

1968 and 1969


1955-1956

NONE Reported

~~1969~~ 1970 to present

1957 Through 1967

1948-1954



~~NOV 71~~
~~101 - 8 700~~
~~322 - 4 550~~
~~404 - 100~~

NOV 71
~~101 - 15 1200~~
~~504 - 2 1300~~

~~OCT 71~~
~~300 - 16 750~~

SEPT 71
~~302 - 15 500~~
 NONE

AUG 71
~~520 - 1 100~~
~~309 - 1 150~~
~~302 - 8 1500~~
~~521 - 1 125~~

July
~~321 - 2 365~~
~~NONE 403 - 1 75~~

JUNE 71
~~302 - 18 2800~~
~~404 - 3 255~~

MAY 71
~~302 - 2 200~~
~~307 - 7 1040~~
~~320 - 2 150~~
~~308 - 1 40~~
~~404 - 1 100~~

APR 71
~~121 - 130~~
~~300 - 4 1200~~
~~320 - 1 40~~
~~403 - 1 20~~
~~404 - 1 300~~

MAR 71
~~314 - 8 1680~~
~~320 - 5 500~~
~~323 - 9 1200~~
~~403 - 1 40~~
~~500 - 500~~

FEB 71
~~302 - 2 769~~

Jan 71
~~121 - 75~~
~~320 - 7 1550~~

~~DEC 70~~
~~121 - 1 68~~
~~300 - 3 650~~
~~302 - 5 990~~

~~AUG 70~~
~~302 - 1 47~~
~~320 - 3 800~~
~~503 - 500~~

~~APR 70~~
~~300 - 2 200~~
~~301 - 4 600~~

~~JAN 70~~
~~321 - 5 650~~
~~407 - 233~~

~~NOV 70~~
 NONE

~~JULY 70~~
~~503 - 500~~

~~404 - 188~~
~~408 - 1 35~~

~~OCT 70~~
~~323 - 6 450~~
~~404 - 321~~

~~JUN 70~~
~~404 - 182~~

~~MAR 70~~
~~300 - 10 500~~
~~504 - 1 20~~

~~SEPT 70~~
~~300 - 5 950~~
~~302 - 5 804~~
~~303 - 4 500~~
~~404 - 472~~

~~MAY 70~~
~~320 - 9 930~~
~~321 - 2 600~~
~~322 - 3 540~~

~~FEB 70~~
~~302 - 7 925~~
~~404 - 141~~



DEC '69 302-41 320-6-1140 300-5-500	SEPT '69 320-4-400 321-13-1740 408-3-150	APR '69 300-7-690
NOV '69 300-5-460 320-5-800 409-214	AUG '69 314-1-150	MAR '69 300-1-16
OCT '69 310-2-200 321-0-1040 407-134	JULY '69 NONE	FEB '69 122-14-1200 128-7-500 300-9-600 309-3-150
	JUNE '69 NONE	JAN '69 NONE
	MAY '69 NONE	

DEC NONE	JUNE '68 121-11-264	APR '68 121-51-1094	FEB '68 105-8-200
NOVEM NONE	MAY '68	MAR '68	108-9-247
OCT "	121-6-124	321-12-500	JAN '68
SEPT "	309-1-124	122-1-250	126-13-227
AUG "			

July '68
~~321-15-324~~

3 (14-130) Cooper 321 NET 12-500 500 500 426

DEC '67 302-11	APR '67 404-400	DEC '66 107-3-250 310-50	SEPT 300-140 310-100	JUNE 409-400	MAY NONE
NOV '67 302-22	MAR '67 300-5-408	NOV '66 310-75	AUG 309-3-510	APR 409-1-25	JAN 404-3000
OCT '67 300-1-100	FEB '67 309-20-250	OCT 310-100	JULY NONE	MAR 103-1-26 409-1-20	409-1-35
NONE SEPT AUG JULY	JAN '67 404-1900			FEB NONE	

	Date	Area	Meth	Num	Lbs Caus	Lbs Sold	Value	Pol
1958	E. Kantaka 7 9/3/58	404	-	1	10	10	1.00	592
	HEISEI SHINKATO 6/30/58	1539	-	-	1797	1797	466.62	511
1957	Pacific Fisheries 10/18/57	1239	-	-	341	341	115.91	511
	Samuel Kadulo 4/21/56	409	-	-	90	90	22.50	511
	Wilhelmina A. Archer 1/10/56	428	-	1	15	15	3.00	502
1956	Alika Cooper 1/28/56	421	Net	1	350	Delto Aquarium	30.00	511
	" " 2/5/56	421	"	14	140	8 at 140	63.00	511
	" " 2/12/56	421	"	6	132	5 at 132	61.00	511
not recorded	" " 2/17/56	421	"	4	106	Home use		
	Candido Manatac 6/17/55	407	Net	-	170	170	30.60	572
MAUI * 314	FLOYD B. DWYER 3/5/55	314	NET	2	440	440	65.40	511
	" " 3/21/55	314	NET	2.9	4185	4185	518.05	511
1955	Samuel Kadulo 3/15/55	409	-	-	88 1/2	88 1/2	22.10	511
	" " 3/18/55	409	-	-	22 1/2	22 1/2	5.60	511
	" " 2/18/55	409	-	-	55	55	13.75	511
	Phil Diez? 2/20/55	401	-	2	275	275	68.00	511
	" " 1/27/55	402	-	2	127	127	31.75	511
1954	Candido Manatac 11/3/54	407	NET	-	49	49	9.80	572
	" " 12/5/53	407	NET	-	183	183	32.95	572
	" " 12/24/53	407	NET	-	526	526	84.16	572
	HEISEI SHINSATO 11/30/53	1539	-	-	105	105	26.77	512
	Candido Manatac 10/2/53	407	NET	-	181	181	36.20	572
	" " 10/17/53	407	NET	-	119	119	23.80	572
	" " 10/27/53	407	NET	-	153	153	30.60	572
1953	" " 10/28/53	407	NET	-	192	192	38.40	572
	" " 9/8/53	407	Net	-	638	638	127.60	572
	" " 9/13/53	407	Net	-	635	635	127.00	572
	Henry W.K. Tom 7/26/53	1239	Net	-	184 Meat	184	92.00	511
	" " " 7/26/53	1239	Net	-	313 "	313	109.00	511
	" " " 7/26/53	1239	Net	-	156 "	156	31.20	511
	John Howl 7/12/53	409	-	5	180 meat	180	55.00	511
	Candido Manatac 6/13/53	407	Net	-	310	310	62.00	572
	HEISEI SHINSATO 5/15/53	1239	-	-	77	77	20.02	511
	" " 5/28/53	1539	-	-	250	250	88.75	511
	Telesforo B. Cadiente 8/18/52	408	Net	-	136	136	47.60	511
1952	" " " 8/21/52	408	Net	-	101	101	36.36	511
	Phil Diez 7/22/52	402	-	5	400	400	80.00	511

	Name	Date	Area	Method	No.	Lbs. Caught	Lbs. Sold	Value	Per
	✓ Eugenio LANTANA	5/1/52	401	Net	1	70	70	8.40	542
	✓ Phil Diez	5/19/52	401	-	7	550	550	110.00	511
311 * 1952	✓ FRAKEDESA, CABERTO	4/9/52	311	Net	7	125	125	27.50	511
	✓ Phil Diez	4/3/52	409	-	5	265	265	50.30	511
	✓ Eugenio LANTANA	3/8/52	401	Net	1	334	334	50.10	542
	✓ KIM Sang Zane	9/10/51	402	Net	-	340	340	68.00	511
	✓ Candido Manatad	8/3/51	407	Net	-	131	131	19.65	574
	ERNEST BREWER Joint T.O. Frazier report w/	8/31/51	404	-	1	120	120	6.00	542
	✓ ERNEST BREWER	7/24/51	404	-	1	160	160	8.00	542
	✓ " "	7/10/51	401	-	1	125	125	6.25	542
1951	✓ Candido Manatad	7/31/51	407	Net	-	153	15	22.98	574
	✓ Josephine Pasco	7/30/51	406	-	TURTLE MEAT	125	?	25.00	572
	✓ HEISEI SHINGATO	6/22/51	1139	-	NECKLE ISLE	1519	1519	296.80	511
	✓ HEISEI SHINGATO	5/31/51	1239	-	FISH	1143	1143	406.25	511
	✓ Candido Manatad	5/9/51	407	Net	-	101	15	15.15	574
	✓ LEONCIO ANDRES	4/21/51	400	-	TURTLE MEAT w/shell	100	100	15.00	511
	✓ CANDIDO MANATAD	4/12/51	407	NET	-	134	15	20.00	574
	✓ " "	4/7/51	407	NET	-	177	15	26.55	574
	✓ LEON VILLARIN	11/14/50	407	NET	-	TURTLE MEAT 35	300	?	570
	✓ " "	11/17/50	407	NET	-	" " 31	465	?	570
	✓ CANDIDO Manatad	10/15/50	407	NET	-	227	@ .15	34.05	574
	✓ " "	10/20/50	407	NET	-	640 1/2	@ .15	96.00	574
	✓ CANDIDO Manatad	9/14/50	407	NET	-	152	@ .15	22.80	574
	✓ " "	9/16/50	407	NET	-	70	@ .15	10.50	574
1950	✓ " "	9/22/50	407	NET	-	190	@ .15	28.50	574
	✓ " "	9/23/50	407	NET	-	199	@ .15	29.85	574
	✓ JOSE GIMELLA	7/8/50	400	-	-	50	@ .15	7.50	512
	✓ CANDIDO Manatad	7/3/50	407	Net	-	166	@ .15	24.90	574
	✓ " "	7/25/50	407	Net	-	62	.15	9.30	574
	✓ " "	7/30/50	407	Net	-	162	.15	24.30	574
	✓ KIMSANG ZANE	5/1/50	403	Net	-	183	183	36.60	511
	✓ " "	5/12/50	403	Net	-	362	362	54.30	511
	✓ Incarnation Manatad	5/14/50	407	NET	-	115	.15	17.25	572
	✓ " "	5/18/50	407	Net	-	104	.15	15.60	572
	✓ " "	5/28/50	407	Net	-	281 1/2	.15	42.15	572
	✓ JOSE Gimella	4/16/50	401	-	-	75	.10	7.50	512
Manu 304	✓ TELESFORA B. Cardiente	4/26/50	304	Net	-	78	78	15.00	511
	✓ James Y. Ham?	4/28/50	1239	Net	17	1169	1169	158.91	511
	✓ LEONCIO ANDRES	4/28/50	400	-	TURTLE MEAT	398	398	79.60	511

1950

✓	LEONIDES U. CALVAN	3/11/50	407	NET	3	75	65	6.50	572
✓	INCARNATION MANATAD	3/7/50	407	Net	-	272	.15	40.80	572
✓	"	3/19/50	407	Net	-	260	.15	39.00	572
✓	KIM SANG ZANG	3-50	402	Net	1	73	73	14.60	511
✓	"	3/9/50	401	Net	1	94	94	14.10	511
✓	"	3/18/50	401	Net	9	466	466	70.00	511
✓	T. CADIENTE	3/16/50	409	Net	-	290	275	55.00	511
✓	VICENTE S. TIWANAK	3/31/50	400	DIVING	-	398	398	71.64	512
✓	JOSE GIMELLA	2/18/50	400	-	-	100	.15	15.00	512
✓	"	2/23/50	Bankers Pt	-	-	100	.10	10.00	ala mana
✓	KIM SANG ZANG	2/20/50	403	Net	1	60	60	12.00	511
✓	INCARNATION MANATAD	2/10/50	407	Net	-	99	.15	14.85	572
✓	"	2/14/50	407	Net	-	96	.15	14.40	572
✓	KIM SANG ZANG	1/12/50	312	Net	17	902	902	174.75	511
✓	JOHN HATCHIE Commercial Fishermen	1/15/50	404	Net	-	209	209	27.17	572

312

1949

✓	I. MANATAD	11/1/49	407	Net	-	60	.15	9.00	572
✓	I. MANATAD	10/11/49	407	Net	-	156	.15	23.40	572
✓	I. MANATAD	9/22/49	407	Net	-	63	.13	9.45	572
✓	JOSE GIMELLA	9/14/49	401	-	-	100	.15	15.00	511
✓	LEONIDES U. CALVAN	8/3/49	407	Net	1	84	70	10.60	572
✓	"	8/10/49	407	Net	1	42 1/2	30	4.50	572
✓	"	8/11/49	407	Net	1	52 1/2	52 1/2	5.25	572
✓	"	8/28/49	407	Net	1	52 1/2	None	None	572
✓	JOSE GIMELLA	7/25/49	401	-	-	50	.15	7.50	511
✓	John Hatchie	7/18/49	404	Net	-	live weight 142	142	8.50	574
✓	"	7/24/49	404	Net	-	186	186	24.00	574
✓	Manuel Garriera	5/31/49	407	Net	-	turtle meat 58	.35	20.30	574
✓	JOSE GIMELLA	5/23/49	401	-	-	200	.15	30.00	511

signed by I. Manatad

1949

✓	Jose Gimella	4/8/49	400	- -	150	.15	22.50	S11
✓	Phil Diez	3/18/49	401	- 5	326	326	65.20	S11
✓	" "	3/15/49	401	- 6	450	450	66.50	S11
✓	" "	3/19/49	401	- 7	500	500	100.00	S11
✓	" "	3/26/49	401	- 5	370	370	75.00	S11
✓	Jose GIMELLA	3/30/49	400	- -	100	.15	15.00	S11
✓	Phil Diez	2/3/49	401	- 8	798	798	119.70	S11
✓	" "	2/19/49	401	- 1	100	100	15.00	S11
✓	LEONCIO ANDRES	2/21/49	400	- -	200	200	14.00	S11
✓	" "	2/23/49	400	- -	300	300	20.00	S11
✓	JOSE GIMELLA	2/23/49	401	- -	100	.15	15.00	S12
✓	LEONCIO Andres	1/11/49	400	- -	325	325	48.75	S11
✓	JOSE GIMELLA	1/6/49	409	- -	200	.15	30.00	S12
✓	Phil Diez	12/10/48	401	- 5	574	574	86.10	S11
✓	" "	12/14/48	401	- 5	471	471	94.20	S11
✓	" "	12/24/48	401	- 1	87	87	13.20	S11
✓	Phil Diez	11/5/48	401	- 2	66	66	13.20	S11
✓	" "	11/9/48	401	- 4	250	250	37.45	S11
✓	" "	11/18/48	401	- 5	490	490	73.50	S11
✓	" "	11/22/48	401	- 2	194	194	38.80	S11
✓	" "	11/26/48	401	- 6	673	673	100.95	S11
✓	" "	11/30/48	401	- 8	300	300	45.00	S11
✓	LEONCIO Andres	11/1/48	400	handline -	Turtle 20	380	57.00	S11
✓	" "	11/18/48	400	" -	?	340	51.00	S11
✓	" "	11/19/48	400	" -	?	120	18.00	S11
✓	See	March	1948					

1948

✓ Phil Diez	10/7/48	401	-	1	121	121	11.90	511
✓ Phil Diez	9/2/48	400	-	4	325	325	48.75	511
✓ Leoncio Andres	9/14/48	400	Hand line	-	228	228	17.15	511
✓ "	9/17/48	400	"	-	400	400	30.00	511
✓ "	9/18/48	400	"	-	400	400	30.00	511
✓ "	9/30/48	400	"	-	400	400	30.00	511
✓ LEONCIO Andres	7/2/48	400	Hand line	Turtle meat	86	86	12.85	511
✓ "	7/9/48	400	"	turtle meat	93	93	13.95	511
✓ "	7/10/48	400	"	turtle meat	100	100	15.00	511
✓ "	7/21/48	400	"	turtle meat	150	150	22.50	511
✓ "	7/22/48	400	"	Turtle meat	100	100	15.00	511
✓ Vicente Tiwanak	7/2/48	400	-	-	832	832	83.20	511
✓ LEWIS K. McComber	6/10/48	400	-	-	40	-	-	Honolulu
✓ "	6/11/48	400	-	-	130	130	18.50	"
✓ LEONCIO Andres	6/3/48	400	-	Turtle meat	110	110	16.50	11-
✓ "	6/24/48	400	-	Turtle meat	150	150	22.50	-
✓ "	6/30/48	400	-	Turtle meat	115	115	17.25	-
✓ Leoncio Andres	3/31/48	400	-	Turtle meat	365	365	43.75	-
✓ Bonifacio Batula	3/6/48	426	Handline	3	185	185	27.50	-
✓ Tomas B. Sadieta	3/1/48	400	Bamboo line	3	200	200	15.00	-
✓ Leoncio Dupio	2/21/48	400	Handline	6	200	200	30.00	-
✓ Leoncio Andres	2/23/48	400	29	-	1400	1400	106.50	-

~~Moloka~~ - Moloka

✓ Petronilo Bicoy	9/8/56	310	-	2	79	79	15.80	454
✓ Mrs. H. SHITO	7/12/56	310	Net	2	332	332	29.90	453
✓ Mrs. H. SHITO	6/21/56	310	Net	1	85	85	4.25	453
✓ Mrs. H. SHITO	5/7/56	310	Net	2	63	63	2.85	453
✓ Mrs. H. SHITO	4/26/56	310	Net	4	156	156	7.80	453

1948

1956

1956

✓ Mrs. H. Shito 3/31/56 310 Net 1 190 190 28.50 453

✓ Mrs. Harunoshito 12/18/55 310 Net 5 176 176 8.80 453

1955

✓ Mrs. H. Shito 12/10/55 310 Net 4 202 202 10.30 453

Alexander C. Cooper 12/16/55 ^{Turtle Brest} 321 Net 5 300 195 87.75 431

Alexander C. Cooper 9/8/55 314 Net 35 ^{M.O.} 1000 656 295.20 431

✓ Petronilo Brey 3/11/55 310 - 1 90 90 18.00 454

1951 ✓ Valentino Horcajo 12/10/51 ³¹⁰ Net - 12 12 4.02 454

Maui

~~Records~~

~~Larry Windley 6/12/58 301 Diving 4 182 182 109.20 230~~

~~" " 6/18/58 301 " 3 164 164 98.40 230~~

1958

~~Gil Luna 6/21/58 302 Net 2 60 60 21.00 271~~

~~Larry Windley 5/12/58 301 Diving 3 111 111 38.85 230~~

~~Gil Luna 4/21/58 302 Net 3 70 70 24.50 271~~

✓ Larry Windley 3/14/58 320 aqualung 4 255 255 153.00 230

" " 3/15/58 320 " 4 105 105 103.00 230

✓ Frank Kahahane 1/30/58 302 Hand 8 286 286 165.60 232

✓ Gil Luna 3/3/57 302 Net 3 90 83 24.90 271

✓ B. Timbrega 1/15/57 302 - 1 40 - - 211

1957

✓ " 1/25/57 302 - 1 50 6 2.00 271

✓ Gil Luna 1/27/57 302 Net 5 175 175 52.50 271

✓ Gil Luna 9/15/56 302 Net 2 50 40 12.00 271

1956

✓ Gil Luna 8/2/56 302 net 1 50 50 15.00 271

✓ " 8/8/56 302 " 2 100 100 30.00 271

✓ " 8/9/56 302 " 3 210 210 63.00 271

✓ " 8/14/56 302 " 1 50 50 15.00 271

	✓	Gil Luna	7/13/56	302	Net	3	90	90	27.00	271
	✓	"	7/20/56	302	net	1	35	30	9.00	271
	✓	Gil Luna	6/10/56	302	Net	2	60	60	18.00	271
	✓	Gil Luna	1/17/56	302	Net	3	90	90	27.00	271
1955	✓	Gil Luna	6/2/55	302	Net	2	80	80	24.00	271
	✓	Gil Luna	6/30/55	302	Net	3	150	150	45.00	271
	✓	Gil Luna	5/21/55	302	Net	2	104	104	31.00	271
1954	✓	Gil Luna	10/4/54	302	Net	1	30	30	9.00	271
	✓	Laurence Gregulho	7/26/54	320	-	1	8	8	4.00	271
	✓	James Muranaka	11/15/53	302	net	1	200	200	12.00	273
see cahu 1952	✓	Alberto Cacho	8/25/52	300	net	1	150	150	3.00	271 ^{Kihen}
see cahu 1950	✓	Alberto Cacho	6/11/50	300	net	1	100	17	5.00	221
	✓	Robert Keahani	10/1/49	301	Net	7	325	309	67.90	232
	✓	David Hokoana	9/30/49	302	net	7	260	260	52.00	273
	✓	David Hokoana	7/13/49	302	net	8	260	260	57.00	273
	✓	David Hokoana	6/3/49	302	Net	8	230	230	46.00	273
	✓	"	6/16/49	302	Net	6	185	185	37.00	273
	✓	"	6/23/49	302	"	6	311	311	62.20	273
	✓	"	6/28/49	302	"	9	400	400	80.00	273
	✓	Joseph English	6/14/49	302	net	5	850	800	32.00	273
	✓	"	6/19/49	"	"	3	275	275	11.00	273
	✓	"	6/21/49	"	"	4	450	400	18.00	"
	✓	"	6/27/49	"	"	7	875	875	35.00	"
	✓	"	6/30/49	"	"	2	400	400	16.00	"
	✓	Simforso Dumalo	6/2/49	302	Net	2	300 ³⁰⁷⁶	300	12.00	262
not list	✓	IVAN Young	5/24/49	304	spear	1	60	-	-	Have
	✓	David Hokoana	5/25/49	302	Net	12	560	560	112.00	273
	✓	Joseph K. English	5/13/49	302	Net	1	200	39	9.75	273

Joseph K. English	5/18/49	302	Net	1	200	33	8.25	273
✓ "	5/23/49	302	"	1	200	38	8.50	"
✓ "	5/31/49	302	"	1	100	18	4.50	"
Simforso Dumalo	5/19/49	302	Net	2	400	400	8.00	262
✓ Simforso Dumalo	4/22/49	302	Net	4	300	.05	15.00	262
✓ " ^{alive} Turtle	4/27/49	302	Net	2	150	.05	7.50	262
✓ Alberto Cacho	2/25/49	300	Net	-	200	200	5.00	221
Simforso Dumalo	2/27/49	300	Net	-	50	50	10.00	262
^{Net} David Hokoana	2/2/49	302	Net	3	120	120	30.00	273
✓ Augusto Tulba	2/11/49	302	Net	1	7	204	1.40	272
✓ David Hokoana	1/7/49	302	Net	3	130	130	32.50	273
" "	1/13/49	302	"	7	235	235	58.75	273
✓ David Hokoana	12/2/48	302	Net	4	120	120	30.00	273
^{Net} ✓ David Hokoana	11/1/48	302	Net	4	120	120	30.00	273
¹⁹⁴⁸ OAHU 403 ✓ Maximo Padua	11/19/48	403	Net	-	500	.15	75.00	525
✓ David Hokoana	10/28/48	302	Net	4	240	240	60.00	273
✓ Inocencio Aguada	9/24/48	302	Net	-	42	20	18.40	221
✓ David Hokoana	9/17/48	302	Net	2	92	92	23.00	273
✓ David Hokoana	8/11/48	302	Net	10	300	300	75.00	273
✓ " "	8/28/48	302	Net	7	275	275	68.75	273
✓ David Hokoana	9/22/48	302	Net	13	689	689	172.25	273
✓ Emma Akima	7/29/48	302	spear	1	10	10	4.80	271
✓ Joseph English	5/20/48	302	^{turtle} Net	1	50	50	12.50	Paia
✓ Arciano Lagazo	4/11/48	309	Net	1	50	Kaukan	-	Keomoku
✓ Joseph English	4/24/48	302	Net	-	-	28	7.00	Paia

Simfoso Dumalo 1/6/48 302 Net ^{slide} 1 100 100 7.00 waikae

Kaui

1956

John Duarte 1/6/56 500 Net 2 120 120 42.00 602
 John Duarte 9/15/56 504 Net - 110 110 38.50 602
 John Duarte 11/7/56 500 net 2 106 106 36.90 611
 John Duarte 12/12/56 500 net 1 71 71 24.85 611

1955

John Duarte 12/3/55 500 net 3 89 89 31.15 602
 John Duarte 10/24/55 501 net 4 222 222 77.70 683
 John Duarte 9/19/55 500 net 2 134 134 46.90 602

1952

Chas a. Lovell 6/3/52 503 Net - 600 600 120.00 671

1950

Chas a. Lovell 7/-/50 503 Net - 200 200 60.00 671

1949

Chas. a. Lovell 12/-/49 503 Net - 1000 1000 200.00 671

Hawaii

Flagline report

red Murray v. Herminger 7/11/58 122 Trolg - 68 68 20.40 117
 " " " 7/12/58 122 " - 99 99 29.70 117

1954

George S.K. Reinhardt 1/31/54 105 Net 6 900 900 72.00 152

1953

George Araujo 9/23/53 105 Net 1 200 200 6.00 152

George S.K. Reinhardt 2/15/51 105 Net 1 140 140 16.80 152

1951

" " " 2/19/51 " " 1 60 60 6.47 152

" " " 2/27/51 " " 1 69 69 7.87 152

" " " 10/3/50 105 " 1 60 60 6.00 152

1950

" " " 10/5/50 105 " 1 111 111 11.10 152

" " " 10/10/50 105 " 1 48 48 4.80 152

" " " 10/12/50 105 " 1 129 129 12.90 152

" " " 10/18/50 105 " 1 42 42 4.20 152

" " " 10/29/50 105 " 1 87 87 8.70 152

✓	George S.K. Reinhardt	8/1/50	105	Net	1	55	55	5.55	152
✓			3	105	"	1	93	9.30	"
✓			7	"	"	1	45	4.50	"
✓			9	"	"	1	47	4.65	"
✓			10	"	"	1	77	7.65	"
✓			14	"	"	1	72	7.20	"
✓			17	"	"	1	102	10.20	"
✓			23	"	"	1	72	7.20	"
✓			24	"	"	1	120	12.00	"
✓			28	"	"	1	89	8.85	"
✓			31	"	"	1	108	10.80	"
✓			7/3/50	105	Net	1	78	7.80	152
✓			8			1	60	6.00	"
✓			13			1	81	8.10	"
✓			17			1	42	4.20	"
✓			19			1	141	14.10	"
✓			20			1	61 1/2	6.15	"
✓			27			1	102	10.20	"
✓			22			1	72	7.20	152

Tables for Turtle Catch Survey 1948-1973

1. Year, island, fisherman - date, area, number, pounds caught, pounds sold, value, port of landing.
2. Yearly catch for each area grouped by islands,
3. Each area's percentage of the total catch for that island
4. Each island's percentage of the total catch for the state
5. Mean weight, standard deviation and number of turtles caught for each island by year. * does not include turtle catches for which no number was given.
6. Pounds of turtle taken by month.
7. Mean price per pound for turtles by year
8. Dollar value of turtles sold by year
9. Fishermen

140

1958
Jul
122-167

Lanai Box 23

Box 29

1957
~~OCT~~
~~122-341-31~~
~~Mar~~
~~305-3-90~~
~~Jan~~
~~302-2-200~~

1956
~~DEC~~
~~500-1-71~~
~~NOV~~
~~500-2-106~~
~~SEP~~
~~302-2-50~~
~~310-2-79~~
~~504-110~~
~~AUG~~
~~302-1-110~~
~~JUL~~
~~302-1-125~~
~~310-2-300~~
~~JUN~~
~~302-2-60~~
~~310-1-85~~
~~May~~
~~310-2-60~~
~~APR~~
~~310-1-156~~

Miss
 314-21-4000
~~407-90~~
 500-45

~~Mar~~
~~310-1-100~~
~~Feb~~
~~421-20-272~~
~~Jan~~
~~302-3-90~~
~~421-1-350~~
~~310-1-15~~
~~500-2-120~~

1955
~~DEC~~
~~310-9-378~~
~~521-5-300~~
~~500-3-89~~
~~OCT~~
~~501-4-222~~
~~SEP~~
~~314-35-1000~~
~~500-2-134~~

~~JUL~~
~~302-2-115~~
~~314-16-2400~~
~~JUN~~
~~302-5-730~~
~~407-1-70~~
~~May~~
~~302-2-104~~
~~APR~~
~~312-4-700~~
~~Mar~~
~~310-1-90~~
~~314-26-4625~~
~~407-1-110~~
~~FEB~~
~~407-2-725~~
~~407-1-55~~
~~Jan~~
~~402-2-127~~

1954
~~DEC~~
~~314-2-390~~
~~Nov~~
~~314-4-440~~
~~407-1-11~~
~~OCT~~
~~302-1-24~~

Jul
~~320-1-8~~
~~APR~~
~~311-487~~
~~FEB~~
~~314-3-154~~
~~310-6-582~~
~~JAN~~
~~105-6-900~~

1953
~~DEC~~
~~407-1429~~
~~NOV~~
~~312-1-300~~
~~1521-105~~
~~OCT~~
~~302-1-645~~
~~SEPT~~
~~105-1-200~~
~~?404-3~~
~~407-1-203~~
~~AUG~~
~~314-3-264~~
~~JUL~~
~~407-1-10~~
~~407-1-160~~
~~1239-688~~

~~JUN~~
~~503-1000~~
~~May~~
~~1239-154~~
~~1531-250~~
~~FEB~~
~~314-350~~
~~Jan~~
~~311-19-1200~~
~~314-1250~~

1952
~~AUG~~
~~302-1-130~~
~~408-2-221~~
~~Jul~~
~~402-5-400~~
~~JUN~~
~~503-600~~
~~MAY~~
~~401-7-80~~
~~APR~~
~~311-7-135~~
~~429-5-265~~
~~MAR~~
~~401-334~~

~~NOV~~
~~311-7-135~~
~~429-5-265~~
~~MAR~~
~~401-334~~

1951
~~DEC~~
~~310-1-12~~
~~SEP~~
~~402-5-40~~
~~AUG~~
~~401-1-120~~
~~407-1-131~~
~~Jul~~
~~401-2-385~~
~~406-1-125~~
~~407-1-153~~

~~Jun~~
~~1139-1519~~
~~May~~
~~407-1-101~~
~~1239-1143~~
~~APR~~
~~301-535~~
~~400-100~~
~~407-311~~
~~FEB~~
~~105-3-269~~

1950
~~NOV~~
~~407-8~~
~~OCT~~
~~105-6-477~~
~~311-500~~
~~407-868~~
~~SEP~~
~~407-611~~
~~AUG~~
~~105-11-880~~
~~407-165~~
~~Jul~~
~~407-390~~
~~503-200~~
~~105-8-638~~

~~400-50~~
~~Jun~~
~~300-1-100~~
~~MAY~~
~~403-515~~
~~407-219~~
~~APR~~
~~301-78~~
~~400-598~~
~~401-75~~
~~1239-17-1169~~
~~MAR~~
~~401-389~~
~~401-10-560~~
~~402-1-73~~
~~407-3-597~~
~~407-290~~
~~FEB~~
~~400-100~~
~~403-1-60~~
~~407-1-15~~
~~JAN~~
~~312-17-402~~
~~404-2-299~~
~~407-1-11~~
 MISSING

1949

DEC
310-486
503-1000

NOV
~~107-132~~
OCT

~~407-156~~
~~301-7-325~~
SEP

~~302-7-260~~
~~401-100~~
~~401-63~~

AUG
~~407-3-180~~

JUL
~~202-8-260~~
~~401-50~~
~~404-328~~

JUN
~~302-50-4276~~

~~302-21~~

MAY
~~302-14-1660~~
~~401-200~~
~~407-88~~

Missing

APR
~~302-6-450~~
~~401-7-740~~
~~409-44~~
~~400-150~~

Missing

MAR
~~400-120~~
~~401-23-1646~~

FEB
~~300-250~~

~~302-1-7~~
~~400-300~~
~~401-9-898~~
~~409-100~~

JAN

~~302-19-315~~
~~400-325~~
~~409-25~~

1948

DEC
~~302-4-130~~
~~401-5-574~~
~~401-558~~

NOV
301-16-140
301-90

~~400-840~~ missing
~~405-500~~
~~401-27-1973~~

OCT
~~302-91-240~~
400-5110 missing

~~401-1-121~~
SEP

~~302-2-42~~
~~302-42~~
~~400-4-325~~
~~400-1428~~

AUG
~~302-17-575~~
Jul

~~302-14-199~~
~~400-1361~~

Jun
~~400-505~~

MAY
~~302-1-50~~
1239-422 missing

APR
~~302-28~~

MAR

~~400-3-200~~
~~400-365~~
~~423-185~~
2119-1380 missing

FEB
302-1-100
~~400-1000~~

JAN
~~302-1-100~~

Scuba

5/15	ANTONE	401	A 3	(200ea)	600	600	234.00	513
5/27	"	406	SCUBA	2 (250ea)	500	500	184.00	574
5/29	"	406	SCUBA	2 (250ea)	500	500	189.00	574
5/29	Joseph A. Gilman III	408	-	-	42	42	30.00	581
6/29	Robin Lee	407	Net	-	80	80	63.05	570
6/28	ANTONE	406	SCUBA	1	184	184	92.00	574
5/21	Hough	407	Net	8	283	283	—	574

Jan '73

~~✓302-10-1590~~

~~✓312-10-1598~~ Molokai

~~✓401-2-500~~

3688

4599

Feb

~~✓300-486-8287~~

~~✓302-18-1930~~ 1182

~~✓313-22-1409~~ 9469

~~✓407-13-374~~ 2973

4999 12442

Mar

~~✓407-16-1182~~

Apr 2 2

~~✓401-4-466~~

~~✓406-5-1389~~

~~✓407-15-992~~

2973

June '73

~~✓406-1-184~~

~~✓407-82~~ 264

May

~~✓300-8-615~~

~~✓401-3-600~~

~~✓406-4-1000~~

~~✓408-42~~

~~✓407-8-283~~

2257
283
2540
Not sold

1590

1598

~~1500~~

~~3688~~

~~4599~~

~~8287~~

~~1182~~

~~9469~~

~~2973~~

~~12442~~

~~2540~~

~~14982~~

~~14776~~

~~1598~~

~~1590~~

~~500~~

~~486~~

~~1930~~

~~1409~~

1129
469
1598

992
374
1266
1182
2448

~~211~~

12 1/2
8 1.0
8
62 - 20

8 5.0
6154215

\$246.00 299

5/ Allentest gaff 8

1598	466
1590	1389
500	992
486	184
1930	80
1409	615
374	600
1182	1000
126	42
	283

400

13

8
70
64
60

	1966	1965	1964		1966	1965	1964
101				310		100% 98.2 N=11	
102				311			
103	100% 20 N=1		100% 100 N=1	312			
105				313			
107	100% 83.3 N=3			314			
108							
121							
122				400			100% 274 N=1
126				401			100% 235 N=1
128				402			
				403			
				404			
300	100% 40 N=1	100% 60 N=2		405			
301				406			
302				407			
303				408			
304				409	100% 30 N=3		
320			100% 50 N=4	420		100% 230 N=1	
321			100% 56.1 N=13	421	100% 228.5 N=2		
322				428			
323							
				500			
				501			
308				503			
309	100% 196.7 N=3			504			
				520			
				521			

1963 } No Numbers
1962 }

	1961	1960	1959	1961	1960	1959
101				310		
102			100% 37.2 N=5	311		
103				312		
105				313		
107				314		
108						
121						
122				400		
126				401		
128				402		
				403		
				404		
300	100% 203 N=3	100% 749 N=11		405		
301		100% 157 N=5		406		
302			100% 100 N=2	407		
303				408		
304				409		
320				420		
321				421		
322				428		
323						
				506		
				501		
308				503		
309	100% 100 N=1	100% 87.9 N=19		504		
				520		
				521		

	1958	1957	1956		1958	1957	1956
101				310			100% 75.4 N=12
102				311			
103				312			
105				313			
107				314			
108							
121							
122				400			
126				401			
128				402			
				403			
				404	100% 10 N=1		
300				405			
301	100% 45.7 N=10			406			
302	100% 32 N=13	100% 35.5 N=10	100% 40.8 N=18	407			
303				408			
304				409			
320	100% 45 N=8			420			
321				421	100% 29.1 N=25		100% 29.2% N=25
322				428	100% 15 N=1		
323							
				500			100% 59.4 N=5
				501			
308				503			
309				504			
				520			
				521			

	1955	1954	1953		1955	1954	1953
101				310	100% 46.8 N=10		
102				311			
103				312			
105		100% 150 N=9	100% 200 N=1	313			
107				314	70.1% 92.2 N=61		
108							
121							
122				400			
126				401*	100% 137.5 N=2		
128				402	100% 63 1/2 N=2		
				403			
				404			
300				405			
301				406			
302	74.4% 47.7 N=5	100% 30 N=1	100% 200 N=1	407			
303				408			
304				409			100% 36 N=5
320		100% 8 N=1		420			
321	100% 60 N=5			421			
322				428			
323							
				500	100% 44.6 N=5		
				501	100% 55.5 N=4		
308				503			
309				504			
				520			
				521			

	1952	1951	1950		1952	1951	1950
101				310			
102				311	100% 17.8 N=7		
103				312			100% 53.1 N=17
105		100% 89.7 N=3	100% 79.8 N=25	313			
107				314			
108							
121				400			
122				401	100% 106 N=9	100% 125 N=1	88.1% 56 N=10
126				402	100% 80 N=5		100% 73 N=1
128				403			9.9% 60 N=1
				404		100% 140 N=2	
300	100% 150 N=1		100% 100 N=1	405			
301				406			
302				407			1.9% 25 N=3
303				408			
304				409	100% 53 N=5		
320				420			
321				421			
322				428			
323							
				500			
				501			
308				503			
				504			
309				520			
				521			
				1239			100% 68.7 N=17

1949

1948

101			310		
102			311		
103			312		
105			313		
107			314		
108					
121			400		6.2% 55.8 N=13
122			401	70% 79.5 N=32	100% 82.7 N=39
126			402		
128			403		
			404		
300			405		
301	100% 46.4 N=7		406		
302	100% 70.5 N=105	92.1% 42.5 N=47	407	40.7% 57.9 N=4	
303			408		
304	100% 60 N=1		409		
320			420		100% 61.6 N=3
321			421		
322			428		
323					
			500		
			501		
308			503		
309		100% 50 N=1	504		
			520		
			521		

Mean wts.

	1972	1971	1970		1972	1971	1970
101		100% 82.60 N=23		313			
102				314	100% 337.8 N=15	100% 210 N=8	
103							
105				400			
107				401	100% 200 N=2		
108				402	100% 169.23 N=13		
121			100% 68 N=1	403		100% 30 N=2	
122				404	100% 194.44 N=9	86.7% 131 N=5	
126				405		100% 75 N=1	
128				406	100% 169.25 N=8		
				407	100% 166.90 N=10		
300	100% 144.75 N=2	100% 97.50 N=20	100% 115 N=20	408			100% 35 N=1
301			100% 150 N=4	409			
302	100% 155 N=55	78.1% 165.95 N=37	100% 148.11 N=18	420			
303			100% 125 N=4	421			
304				428			
320	100% 242.85 N=7	100% 149.33 N=15	100% 157.27 N=11				
321	100% 80 N=5	100% 182.5 N=2	100% 178.57 N=7	500			
322	100% 128.60 N=7	100% 137.5 N=4	100% 180 N=3	501			
323	100% 90.78 N=9	100% 133.33 N=9	100% 75 N=6	503			
				504	100% 40 N=5	100% 65 N=2	
308		100% 40 N=1		520		100% 100 N=1	
309		100% 150 N=1		521		100% 125 N=1	
310							
311							
312							

	1969	1968	1967		1969	1968	1967
101				310			
102				311			
103		100% 25 N=8		312			
105				313			
107				314	100% 150 N=1		
108		100% 27.4 N=9					
121		100% 21.8 N=68					
122	100% 85.7 N=14	100% 250 N=1		400			
126		100% 17.5 N=13		401			
128	100% 250 N=2			402			
				403			
				404			
300	100% 83.9 N=27		100% 76.4 N=7	405			
301				406			
302				407			
303				408	100% 50 N=3		
304				409			
320	100% 152.3 N=17			420			
321	100% 146.3 N=19	100% 30.5 N=27		421			
322				428			
323							
				500			
				501			
308				503			
309	100% 50 N=3	100% 120 N=1	100% 107.5 N=20	504			
				520			
				521			



Through April

1973

(11)

lbs caught lbs sold

Neal E. Tobin	1/14/73	302	Net 2	400(200)	400	180.00	230
	1/22/73	302	Net 3	300(100)	300	150.00	230
	1/25/73	302	Net 2	440(220)	440	240.00	230
	1/28/73	302	Net 3	450(150)	450	260.00	230
	2/5/73	302	Net 2	200(100)	200	110.00	230
	2/10/73	302	Net 10	810(81)	810	390.00	230
	2/16/73	302	Net 4	800(200)	800	375.00	230
	2/24/73	302	Net 2	120(60)	120	60.00	230

Stephen Alencastre 2/73 300 soft - 486 486 170.00 222

Mervin L. Dudoit 1/21/73 312 Net 3 469(156) 469 117.25 454

1/23/73 312 " 7 1129(161) 1129 282.20 454

1/21/73 Net 3 - 67 117.25

1/28/73 7 Meat 158 237.00

Back 58 23.20

Flap 55 22.00

on temp in sheet

Mervin L. Dudoit 2/4/73 313 Net 8 465(58) 465 232.60 454

2/24/73 313 Net 14 944(67) 944 472.05 454

2/4/73 8 front 138 207.00

Back + flaps 64 25.60

232.60

2/24/73 14 front 281 1/2 422.25

Back + flaps 124 1/2 49.80

Sarah Pascua 4/14/73^{coll} Net - 126 126 44.10 454

Turtle Front (whole) 9 1/2 9 1/2 86.93

" wing 34 1/2 34 1/2 12.08

(250)	Raymond ^{N.} Antone	1/26/73	401	scuba	2	500	500	179.00	512
(20)	Jacques Hough	2/18/73	407	net	11	225	225	78.75	570
(74½)		2/19/73	407	net	2	149	149	52.15	570
(64)		3/25/73	407	net	6	384	384	192.00	574
(106)		3/7/73	407	net	2	212	212	106.00	574
(101)		3/13/73	407	net	2	202	202	101.00	574
(64)		3/27/73	407	net	6	384	384	192.00	574
(278)	Raymond N. Antone	2/5/73	406	scuba	5	1389	1389	486.05	574
(98.5)		2/21/73	401	net	2	197	197	69.00	572
(134.5)		3/19/73	401	net	2	269	269	94.00	572
(64)	Jacques Hough	4/8/73	407	net	11	700	700	350.00	575
(100)		4/21/73	407	net	2	200	200	70.00	575
(72)		4/28/73	407	net	1	72	72	25.20	575
(20)	DENIS Pang	4/28/73	407	net	1	20	20	25.00	575

115 12,042 \$5,103.35
104.7 lbs 42/lb

Hawaii 1
 Maui 3
 Oahu 4
 Kauai 5

Port of Landing
 Landing

	Date	Area	Type	No.	caught lbs	Sold lbs	Port of Landing
Maui	Nov 1972 1972						
Marshallen	11/2	Masaayuki Miyake	Hand	1	14 1/4	14 1/4	Maui Lahaina
	10/20	"	"	1	20	20	Kaunoi
Mea kai I	9/21	Mea Kai Co. ^{David Daffee}	Net	3	825	-	-
Primo	9/10	Neal E. Tobin	Turtle Net	4	1700	1700	Waipahoehoe
	8/29	Mea Kai Co.	Net 29	1	300	-	- 299
	8/3	Stephen Allencaster	gaff	28	3650	3650	Maui 499
	8/3	Neal E. Tobin	Net 29	6	1300	1300	675 271
	8/21	" " "	"	3	240	240	259.50 120
	8/24	" " "	"	2	200	200	105 "
	7/3	Stephen Allencaster	gaff	2	500	500	275
	7/5	" "	"	1	275	253	Kaunoi 28379.50
	7/19	Neal E. Tobin	Net	3	600	600	Lahaina 285.50
	7/21	" " "	"	1	200	200	" 87
	7/25	" " "	"	3	900	900	" 286.50

June 72 Maui Oahu (5) July 2, 3, 4 (40, 2, 4, 1)
 May " " (5)
 Apr " " (8)
 Mar " " 312 lb
 Feb " (Kauai/504) 5)
 Jan NONE

Date	Name	Area	Type	No.	caught lbs	Sold lbs	Port of Landing
8/7	Raymond Antone	407	Web Net (22)	2	369	369	2,25 (570)
8/27	Ronald Oki	406	Spear (99)	1	254	-	Kaunoi 570
7/7	R. Antone	407	SCUBA (99)	2	300	300	#84 Kaunoi 574
7/11	"	404	" (99)	3	550	550	#159 Kaunoi 542
7/14	"	407	" "	2	350	350	#99 Kaunoi 574
7/28	"	402	" "	2	400	400	#130 Sand 513
7/31	"	401	" "	2	"	"	#126 "

Date	Name	Area	Type	No.	caught lbs	Sold lbs	Port of Landing
Dec 1	Tobin	302	Net (29)	3	380	380	#200 Lahaina (230)
2	"	"	"	4	500	220	#330 "
3	"	"	"	3	410	205	#295 "
15	"	"	"	2	160	60	#90 "

10

Hawaii

- 101 S. Point
- 110 Kona Section
- 111 Milolii
- 113 Hookena
- 114 Honaukaunui
- 115 Keai, Napoosoo, Kealahou, 152 Hilo, Waikele, Papaiououa
- 116 Kaunohou, Kahakou
- 117 Kailua, Honokahau
- 133 Kawaihae, Kohala, Kahakou
- 134 Mahukona
- 142 Honokaa
- 162 Pahoa
- 171 Kalapana

Dec 72
406 2 300lb

Nov
402 3 500lb

Oct
402 3 400
407 2 250

NELVIN K. LANG

ALBERT CHRISTIAN 1932

Date	Location	302	Net	No. caught	300	300	\$	Location
1972 Nov 3	Tobin	302	Net(29)	3	300	300	\$425	Lahaina 230
9	"	"	"	5	400	300	\$425	"
OCT	Allencaster	302	geft(99)	2	100	70	\$140	Paia 273

$$\frac{\$ 10583.18}{1623447.5} = .45$$

1
350
140
135
172
1000

350
140
155
172

1797
20

260
986

850
1200
510
120
2180

500
275
600
200
700
2475
2

369
254
623

623
3917
3650
1300
550
240
200
7980

165 25583.5
no 148

one turtle
172.9

	Net	Spaff	Sparr	Scuba	Hand/ Diving	Other
1978	25	1	1	1	2	
1972	5	1	1	1		
1971	1	1	2	1 scuba/ net	3	hose/top (1) Diving (2)
1970						
1969						
1968						
1967						
1966						
1965						
1964						
1963						

40
55
65

2

per lbs of lbs sold by year

method -


Post 10 years - % ^{+ lbs} each year taken by each method.

Method 1972



24x34

%
90
90



* *

1944-45-46 - stats -

oddities - Eggs, Hawks -
- Copper comment

1956 into aquarium

4th ^{Separate} Figures (charts) - A) HAWAII
 B) MAUI, LANAI, MOLOKAI
 C) OAHU
 D) KAUAI - NIHAU

Table 1. Reported lbs for state by year

Table 2. lbs by island by year (each island as a % of total by year) ^{Bar?}

Table 3. lbs by area of each island by year (each area as % of total island) ^{where totals have been taken}

Table 4. lbs by months by year (each month as a % of total year) ^{calculate}

Table 5. Percent of total year by 12 month

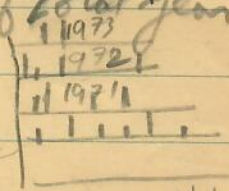


Table 6. By Island and year, mean, number and % represented of year/island total

Table 7. NO. of licenses involved by year - TOTAL NO. licenses

Table 8. Post 10 years - licenses for each year by lbs reported ^{calculate}

- licenses 1973 1972
- 1. (Maui)
- 2. (Oahu)
- 3. ↑
- 4. Take Note

9.

area
 check no 2119
 Pearl + Hermes

method of catch

port of Lanai
 How many each

add values
 on lbs
 sold

1973
 100
 50

1963

No 7

18 3/4

12

16
25

77

#9

Leeward
Coast


NO


Exhibit

#2


90% of log

log of log





Hawai Maui Lanai Molekai Oahu Kauai



~~400~~
~~400~~ 460
~~402~~ 401
~~407~~ 402
~~404~~ 403
~~401~~ 404
~~409~~ 405
~~405~~ 406
~~403~~ 407
~~400~~ 408
~~421~~ 409
~~420~~ 420
~~428~~ 421
428

504
521
500
520
503
501
1539
1239
1139
2119

Card pin
FFS
Necked
10/11
10/11
10/11

~~400~~

460

401

402

403

404

405

406

407

408

409

420

421

428

428

428

428

428

428

428

428

428

428

428

428

428

428

428

1949

Jan - 130, 235, 325, 200

FEB - 100, 300, 200, 100, 798, 7, 120, 50, 200

MAR - 100, 370, 500, 450, 326

APR - 150, 300, 150

MAY - 58, 200, 60, 560, 200, 200, 200, 100, 400

JUN - 230, 185, 311, 400, 850, 275, 450, 875, 400, 300

July - 142, ~~50~~, 186, 260

Aug - 84, 42½, 52½, 52½

SEPT - 63, 100, 260,

OCT - 156, 325

Nov - 60

DEC - 1000

1948

Jan - 100

FEB - 1400, 200

MAR - 365, 185, 200

APR - 50

MAY - 50,

JUN - 115, 150, 110, 130, 40,

July - 689, 10, 86, 93, 100, 150, 100, 832

Aug - 300, 275,

SEPT - 325, 228, 400, 400, 400, 92, 42

OCT - 240, 121

Nov - 120, 66, 250, 490, 194, 673, 300, 500

DEC - 120, 574, 471, 87

Jun/1958

182, 164, 60, 1797

1956	1955	1953
Jan - 90, 15, 350, 120	Jan - 127	MAY - 250, 77,
FEB - 140, 132, 106	FEB - 55, 275,	JUNE - 310,
MAR - 190,	MAR - 22½, 88½, 4185, 440, 90,	July - 180, 184, 313, 156,
APR - 156, 90,	MAY - 104	SEPT - 200, 638, 635,
MAY - 63,	JUNE - 150, 80, 170	OCT - 181, 119, 153, 192
JUNE - 60, 85,	SEPT - 1000, 134,	NOV - 105, 200
July - 90, 35, 332,	OCT - 222	DEC - 183, 526
AUG - 50, 100, 210, 50,	DEC - 176, 202, 300, 89	
SEPT - 50, 79, 110		
NOV - 106		
DEC - 71		

1952	1951	1950
Mar - 334	FEB - 140, 60, 69	Jan - 902, 209
Apr - 265, 125	Apr - 100, 134, 177	FEB - 96, 99, 60, 100, 100
May - 550, 70	May - 101, 1143	MAR - 75, 272, 260, 73, 94, 466,
June - 600	Jun - 1519,	290, 398
Jul - 400	July - 160, 125, 153, 125	APR - 1169, 78, 75, 398
Aug - 136, 101, 150	Aug - 131, 120	MAY - 183, 362, 115, 104, 281½
	SEPT - 340	Jun - 100,
	DEC - 12	Jul - 50, 166, 62, 162, 200, 78,

NOV - 35, 31

AUG - 55, 93, 45, 47, 77, 72

102, 72, 120, 89, 108

SEPT - 152, 70, 190, 199

OCT - 60, 111, 48, 129, 42, 87

227, 640½

MISSING RECORDS - NO INDIVIDUAL CATCH REPORTS FOR THESE WEIGHTS + VALUES

1956

APRIL: 314-21-4000 4000 382.00
500-45 45 15.75

1955

JULY: 302-2-115 115 34.50
314-16-2400 2100 210.00
APR: 312-4-700 550 55.80

1954

DEC: 314-2-390 390 45.60
NOV: 314-4-440 440 89.20
APR: 311-487 487 75.62
FEB: 314-3-154 154 38.50
310-6-582 582 139.48

1953

DEC: 407-720 720 261.11
404-3
AUG: 314-3-264 264 58.80
JUN: 503-1000 800 250.00
MAY: 1239-77 77 40.84
FEB: 314-350 280 58.39
JAN: 311-19-1200 1077 245.50
314-1250 1220 432.60

1951

APR: 301-535 535 80.00

1950

OCT: 311-500 500 95
AUG: 407-165 165 24.75
JAN: 407-641 641 96.15

1949

DEC: 310-486⁴⁸⁶ 97.20
APR: 401-7-740⁷⁴⁰ 148.00
409-44 44 6.60
MAR: 402-234 234 11.70

1948

140
NOV: 301-16-140 140 40.00
301-90 90 22.50
OCT: 400-5110 5110 384.30
MAY: 1239-422 422 63.30
MAR: 2119-1380 1380 138.00
FEB: 302-1-100 100 7.00

July 1949

73
to date
70-7-31
if possible

1958

~~JUL: 102-161 missing~~

1956

~~DEC: 500-1-71~~

~~NOV: 500-2-106~~

~~SEPT: 504-110~~

APR: 314-21-4000 ^{190.5} missing

500-45 No april records ^{Jan}

~~JAN: 500-2-120~~

1953

DEC: 407-720

~~SEPT: 105-1-700~~

? 404-3

Jan ~~AUG: 314-3-264~~ ⁸⁸

JUN: 503-1000 ^{records} Jan-Aug '53 missing

MAY: 1239-77

FEB: 314-350

JAN: 311-19-1200 ⁶³

314-1250

1955

~~DEC: 500-3-89~~

~~OCT: 501-4-222~~

~~SEPT: 500-2-134~~

JUL: 302-115 ^{miss}
314-16-2400 ¹⁵⁰ miss

APR: 312-4-700 ¹⁷⁵ miss

1952

~~JUN: 503-100~~

1951

APR: 301-535 ^{miss}

~~FEB: 105-3-269~~

1950

~~OCT: 105-6-477~~

311-500

~~AUG: 105-11-880~~

407-165 ^{missing}

~~JUN: 503-200~~

~~105-8-638~~

JAN: 407-641 ^{missing}

1954

DEC: 314-2-390 ¹⁹⁵ miss

NOV: 314-4-440 ¹¹⁰

APR: 311-487

FEB: 314-3-154 ⁵¹

310-6-582 ⁹⁷

~~JAN: 105-6-900~~

10538.5



Jan
Jan

10538.5
Jan

1949

✓ DEC: 310-486

~~503-1000~~

✓ APR: 401-7-740 ¹⁰⁶ _{mis}

✓ 409-44 _{mis}

✓ MAR: 402-234

1948

✓ NOV: 301-16-140 9

✓ 301-90

✓ OCT: 400-5110 _{missing}

✓ MAY: 1239-422 _{missing}

✓ MAR: 2119-1380 _{missing}

✓ FEB: 302-1-100

DEC 1946
 turtle 437 - 67.75

1965	1962	1961	1960
SEPT, NOV-DEC NONE	APR '64	JUN '62	AUG '61
OCT '65	103-1-100	409-80	309-1-100
402-80	MAR '64	MAY '62	JUL '60
AUG '65	321-7-400	409-397	301-2-320
300-2-120	JAN '64	JUNE '61	302-75
310-11-1980	320-4-200	300-2-459	309-4-290
FEB '65	321-6550		JUN '60
420-1-250			309-500

1964	1963	1960
JUL, AUG, FEB	APR DEC '63	JUN '63
J. OCT DEC NONE	302-100	409-19
NOV	NOV '63	301-1-135
401-1-235	302-55	302-200
SEP	AUG '63	301-500
400-1-274	302-69	300-1-210
JUNE	JUL '63	301-1-200
302-70	409-109	302-185
		309-6-380

1946	1945	1944
DEC 437 - 67.75	596 - 41.66	3509 - 431.62
NOV 1505 - 194.00	902 - 78.88	900 - 72.00
OCT 2,412 - 235.	521 - 47.15	1728 - 196.00
SEPT 2,842 - 260.50	1,768 - 105.62	4793 - 403.99
AUG - -	2000 - 100.	4018 - 348.17
JUL - -	2,477 - 153.97	6,737 - 646.78
JUNE - -	2,723 - 247.58	2,082 - 324.06
MAY 307 - 27.65	3,283 - 278.80	10,668 - 1350.85
APR 15 - 135	NA	NA
Mar 200 - 10.00	3,951 339.40	5,160 - 637.44
Feb 99 - 9.31	907 65.91	39,595
Jan 360 - 29.00	570 60.23	9 min
8,277 9 min	19,698 11 min	

1539 - Gardner Pennacks

DEC '59	SEPT '58	MAY '58
302-300	401-10	301-244
OCT '59	JUL '58	APR '58
303-200	122-167	302-3-70
May	JUN '58	MAR '58
102-5-186	301-7-346	320-8-360
FEB	352-2-60	JAN '58
400-28	1539-1797	302-8-236

1948	1950	1951	1953	1957	1958
Fr. Frigg Slab	FFS	Necker	FFS	FFS	G.P.
422-63	1,169-159	1,519-297	807-272	341-116	1,797-407
Pearl Herms		FFS	GP (Cold Pin)		
1,380-138		1,143-406	355-116		

~~JUNE~~

~~406 - 1 - 184~~

~~407 - 80~~

~~MAY~~

~~300 - 8~~

~~Nov - 501 - 2 - 400~~

~~Dec - 305 - 2 - 400~~

~~320 - 3 - 450~~

OCT

~~407 - 4 - 157~~

~~409 - 1 - 25~~

SEPT

~~311 - 1 - 60~~ ~~100~~

~~407 - 2 - 74~~

~~409 - 4 - 300~~

AUG

~~300 - 1 - 250~~ ~~100~~

~~314 - 363~~ ~~100~~

~~407 - 8 - 512~~

JULY

~~314 - 442~~

~~404 - 5 - 286~~

~~406 - 480~~

~~407 - 1 - 86~~

	Area	Meth No.	PC	PS	\$	POZ
8/20/73	Hough	407	Net 6	252	252	126.00 570
8/25/73	ANTONE	407	SCUBA 2	260	260	130.00 574
7/23/73	Hough	407	Net 1	86	86	43.00 574
7/18/73	ANTONE	406	SCUBA -	480	480	192.00 574
7/22	Allen Kansa	426	Spear 2	-	-	- 406
7/3	BARRY BLONFIELD	404	Net 1	49	49	24.50 542
7/2	"	"	" 2	116	116	58.00 "
7/14	"	"	" 2	121	121	60.50 "
10/25	"	"	409 SCUBA 1	25	25	8.75 513
10/1	Hough	407	Net 4	157	-	- 574
9/4	"	407	Net 2	74	-	- 574
9/11	Blomfield	409	SCUBA 2	150	150	60.00 513
9/20	"	"	Net	"	"	" " "

Molokai

9/7	Walter Ross	311	Hand	1	60	60	13.00	484
7/-	Allencaster	314	gaft	-	442	442	221.00	499
8/-	"	"	"	-	363	363	181.50	499
	David Dayzee	300	Net	1	250	-	-	221
Sept	Allencaster	-	gaft	2	?	?	?	

Frozen at this time

Kauai

11/17/73 DON Moses 501 ^{Santa} Net 2 400 ^(Moses report 11/15) 400 195.00 611 part cell

~~12/18~~

Maui

(ah sam 6 1/2)

12/18 Henry J. Ah Sam 320 Net 2 300 300 99.75 222 Maalaea

12/11 " " " " 320 Net 1 150 150 67.50 222 "

(ah sam 45)

12/11 Robert Drew ^{La Perouse} 305 Net 2 400 400 131.25 230

MALI

DATE	NAME	area	method	No caught	lbs caught	lbs sold	value	port of landing
3/7/74	Henry J. Ah Sam	300	Net	2	500	500 (92 lbs reported)	185.00	Maalaea 222
2/5/74	"	320	Net	2	500	500	\$200.00	222
2/20/74	"	320	Net	3	500	500	\$200.00	222
1/18/74	"	300	Net	2	500	500	\$200.00	222

OAHU

3/17/74	BARRY BLOMFIELD	408	SCUBA	1	37	37	\$12.95	Kaunua 581
---------	-----------------	-----	-------	---	----	----	---------	------------

AREA NUMBERS FOR NORTHWEST HAWAII ISLANDS

	INSHORE	OFFSHORE	MID OCEAN
NIHOA	1019	1039	1099
NECKER	1119	1139	1199
FRENCH FRIGATE	1219	1239	1299
BROCKE BANKS	1319	1339	1399
ST. REGATIEN BANKS	1419	1439	1499
GARDNER PINNACLES	1519	1539	1599
RAITA BANKS	1619	1639	1699
MARO REEF	1719	1739	1799
LAYSAN	1819	1839	1899

LISIANSKI 1919 1939 1999

PEARL + HERMES 2119 2139 2199

2000 2000 2000 2000 2000

2000 2000 2000 2000 2000

2000 2000 2000 2000 2000

2000 2000 2000 2000 2000

2000 2000 2000 2000 2000

2000 2000 2000 2000 2000

2000 2000 2000 2000 2000

2000 2000 2000 2000 2000

2000 2000 2000 2000 2000

2000 2000 2000 2000 2000

2000 2000 2000 2000 2000

2000 2000 2000 2000 2000

2000 2000 2000 2000 2000

2000 2000 2000 2000 2000

2000 2000 2000 2000 2000

FOR ALAN ?

- ① Fishing Methods by Location (or Islands)
- ② map H&O with areas drawn on and catch data inserted

