

Coconut Is., Kaneohe Bay
pontoon bridge collection
31 May 1979

**ALL SAMPLES COLLECTED BY
G.H. BALAZS HIMB
IDS BY DENNIS RUSSELL
PREPARATIONS BY
ALAN K.H. KAMA**

Coconut Is., Kaneohe Bay
pontoon bridge collection
31 May 1979



GB-501

13 June 1979

Connally - Lanai mortality
first stomach

SL-43.8 cm

<i>Gelidiella acerosa</i>	80%
<i>Amansia glomerata</i>	5%
<i>Acanthophora spicifera</i>	10%
<i>Pterocladia</i> sp.	2%
<i>Codium edule</i>	3%
colonial animal	Trace

GB-501

13 June 1979

Connally - Lanai mortality
first stomach

SL-43.8 cm

<i>Gelidiella acerosa</i>	80%
<i>Amansia glomerata</i>	5%
<i>Acanthophora spicifera</i>	10%
<i>Pterocladia</i> sp.	2%
<i>Codium edule</i>	3%
colonial animal	Trace



GB-502 13 June 1979
Connally - Lanai mortality
second stomach SL-43.8 cm

<i>Gelidiella acerosa</i>	30%
<i>Codium arabicum</i>	40%
<i>Amansia glomerata</i>	10%
<i>Codium edule</i>	15%
<i>Acanthophora spicifera</i>	5%
colonial animal	Trace

GB-502 13 June 1979
Connally - Lanai mortality
second stomach SL-43.8 cm

<i>Gelidiella acerosa</i>	30%
<i>Codium arabicum</i>	40%
<i>Amansia glomerata</i>	10%
<i>Codium edule</i>	15%
<i>Acanthophora spicifera</i>	5%
colonial animal	Trace



GB-503 June 1979
Rutka - Portlock mortality
first stomach SL-46.7 cm
Codium edule 90%
Pterocladia capillacea 1%
Amansia glomerata Trace
Codium arabicum 9%
plant fibers Trace
cartilagenous animal tissue Trace
colonial animal Trace
foliose rhodophyte Trace

GB-503 June 1979
Rutka - Portlock mortality
first stomach SL-46.7 cm
Codium edule 90%
Pterocladia capillacea 1%
Amansia glomerata Trace
Codium arabicum 9%
plant fibers Trace
cartilagenous animal tissue Trace
colonial animal Trace
foliose rhodophyte Trace



GB-504 June 1979
Rutka - Portlock mortality
second stomach SL-46.7 cm

<i>Codium edule</i>	90%
<i>Gelidiella acerosa</i>	3%
<i>Amansia glomerata</i>	3%
<i>Ulva fasciata</i>	1%
black colonial animals (4)	1%

GB-504 June 1979
Rutka - Portlock mortality
second stomach SL-46.7 cm

<i>Codium edule</i>	90%
<i>Gelidiella acerosa</i>	3%
<i>Amansia glomerata</i>	3%
<i>Ulva fasciata</i>	1%
black colonial animals (4)	1%



GB-505	June 1979
Rutka - Portlock mortality	
small intestine	SL-46.7 cm
<i>Gelidiella acerosa</i>	1%
<i>Codium edule</i>	75%
<i>Codium arabicum</i>	24%
<i>Ulva reticulata</i>	Trace
<i>Pterocladia</i> sp.	Trace
<i>Ulva fasciata</i>	Trace
<i>Achrochaetium</i> (on <i>Codium</i>)	Trace
black colonial animals	Trace

GB-505	June 1979
Rutka - Portlock mortality	
small intestine	SL-46.7 cm
<i>Gelidiella acerosa</i>	1%
<i>Codium edule</i>	75%
<i>Codium arabicum</i>	24%
<i>Ulva reticulata</i>	Trace
<i>Pterocladia</i>	Trace
<i>Ulva fasciata</i>	Trace
<i>Achrochaetium</i> (on <i>Codium</i>)	Trace
black colonial animals	Trace



GB-506

19 July 1979

Bellows torso

first stomach

SL-78.1 cm

Amansia glomerata 50%

Codium edule 3%

colonial animals 2%

silicate sponge (on *Amansia*) 45%

GB-506

19 July 1979

Bellows torso

first stomach

SL-78.1 cm

Amansia glomerata 50%

Codium edule 3%

colonial animals 2%

silicate sponge (on *Amansia*) 45%



GB-507

19 July 1979

Bellows torso
second stomach

SL-78.1 cm

Amansia glomerata

100%

membranous animal material

Trace

GB-507

19 July 1979

Bellows torso
second stomach

SL-78.1 cm

Amansia glomerata

100%

membranous animal material

Trace



GB-508	October 1979
FG mortality - Barber's Point, Oahu	
first stomach	SL-74.8 cm
<i>Codium reediae</i>	45%
<i>Ulva fasciata</i>	45%
<i>Gracilaria coronopifolia</i>	5%
<i>Acanthophora spicifera</i>	3%
<i>Hypnea cervicornis</i>	2%
<i>Cladophora</i> sp.	Trace
<i>Ulva reticulata</i>	Trace
<i>Grateloupia filicina</i>	Trace
animal tissue (skin?)	Trace

GB-508	October 1979
FG mortality - Barber's Point, Oahu	
first stomach	SL-74.8 cm
<i>Codium reediae</i>	45%
<i>Ulva fasciata</i>	45%
<i>Gracilaria coronopifolia</i>	5%
<i>Acanthophora spicifera</i>	3%
<i>Hypnea cervicornis</i>	2%
<i>Cladophora</i> sp.	Trace
<i>Ulva reticulata</i>	Trace
<i>Grateloupia filicina</i>	Trace
animal tissue (skin?)	



GB-508: October 1979
FG mortality - Barber's Point, Oahu
first stomach SL-74.8 cm
Codium reediae 45%
Ulva fasciata 45%
Gracilaria coronopifolia 5%
Acanthophora spicifera 3%
Hypnea cervicornis 2%
Cladophora sp. Trace
Ulva reticulata Trace
Grateloupia filicina Trace
animal tissue (skin?) Trace

GB-509 October 1979
FG mortality - Barber's Point, Oahu
second stomach SL-74.8 cm
Ulva fasciata 80%
Ulva reticulata 10%
Ulva rigida 10%
Gracilaria coronopifolia Trace



GB-509

October 1979

FG mortality - Barber's Point, Oahu

second stomach

SL-74.8 cm

<i>Ulva fasciata</i>	80%
<i>Ulva reticulata</i>	10%
<i>Ulva rigida</i>	10%
<i>Gracilaria coronopifolia</i>	Trace

GB-509

October 1979

FG mortality - Barber's Point, Oahu

second stomach

SL-74.8 cm

<i>Ulva fasciata</i>	80%
<i>Ulva reticulata</i>	10%
<i>Ulva rigida</i>	10%
<i>Gracilaria coronopifolia</i>	Trace



GB-511 5 September 1979
Bellows fecal recovery (28 x 25 mm)

<i>Halophila</i> (rhizomes)	Trace
<i>Codium phasmaticum</i>	>90%
<i>Codium edule</i>	10%
<i>Halophila</i> blades, etc.	Trace
<i>Dictyota</i> sp.	

GB-513 5 September 1979
Bellows fecal recovery (36 x 16 mm)

<i>Codium arabicum</i>	50%
<i>Halophila</i>	50%
<i>Ulva fasciata</i>	Trace
(sample badly digested)	



GB-514 5 September 1979
Bellows fecal recovery (36 x 15 mm)

<i>Halophila</i> (rhizomes)	50%
<i>Codium phasmaticum</i>	>50%
<i>Codium arabicum</i>	
brown algal fragments	Trace
Bryozoan	Trace
hairs	Trace
blue plastic? skin?	Trace

GB-518 5 September 1979
Bellows fecal recovery (25 x 19 mm)

<i>Codium</i> sp. (digested)	50%
<i>Ulva</i> sp. (digested)	50%



GB-519 5 September 1979
Bellows fecal recovery (41 x 14 mm)

<i>Halophila</i> (rhizomes)	50%
<i>Codium</i> sp. (digested)	50%
<i>Amansia glomerata</i>	Trace
hair	Trace

GB-520 5 September 1979
Bellows fecal recovery (54 x 23 mm)

<i>Halophila</i> (rhizomes)	70%
<i>Codium</i> sp. (digested)	20%
feather quill	10%
<i>Ulva</i> sp. (digested)	Trace



GB-524 5 September 1979
Bellows fecal recovery (44 x 18 mm)

<i>Codium</i> sp. (digested)	95%
<i>Ulva fasciata</i>	5%
fragments - detritus	

GB-525 5 September 1979
Bellows fecal recovery (43 x 27 mm)

<i>Codium</i> sp. (digested)	90%
<i>Amansia glomerata</i>	5%
<i>Halophila</i> (rhizome)	5%
feather	Trace
hair	Trace



GB-526 5 September 1979
Bellows fecal recovery (42 x 15 mm)

<i>Codium phasmaticum</i>	>40%
<i>Codium</i> sp. (digested)	
terrestrial grass	20%
<i>Halophila</i> (rhizome)	20%
<i>Ulva fasciata</i>	20%
<i>Ulva rigida</i>	Trace

GB-527 5 September 1979
Bellows fecal recovery (29 x 21 mm)

<i>Codium</i> sp. (digested)	75%
<i>Ulva fasciata</i>	25%
terrestrial grass	Trace
(sample badly digested)	



GB-530 5 September 1979
Bellows fecal recovery (33 x 16 mm)

sheet of plastic	75%
<i>Ulva rigida</i>	20%
<i>Codium</i> sp. (digested)	5%
<i>Halophila</i> (rhizomes)	Trace
hair	Trace

Hypnea musiformis

GB-533

Bellows collection
5 September 1979



GB-533

Bellows collection

5 September 1979

Spyridia filamentosa

GB-533

Bellows collection

5 September 1979

Spyridia filamentosa



GB-533

Bellows collection
5 September 1979

Enteromorpha tubulosa

GB-533

Bellows collection
5 September 1979

Centroceras clavulatum



GB-533

Bellows collection
5 September 1979

Centroceras clavulatum

GB-533

Bellows collection
5 September 1979

Grateloupia hawaiiiana





GB-533
Bellows collection
5 September 1979

Enteromorpha tubulosa

GB-533
Bellows collection
5 September 1979

Grateloupia hawaiiiana





GB-533
Bellows collection
5 September 1979
Ulva fasciata


GB-533
Bellows collection
5 September 1979

Sargassum echinocarpum




GB-533
Bellows collection
5 September 1979

Sargassum echinocarpum



GB-533
Bellows collection
5 September 1979
Ulva fasciata





GB-533
Bellows collection
5 September 1979

Hypnea chordacea


GB-533
Bellows collection
5 September 1979

Hypnea chordacea




GB-533
Bellows collection
5 September 1979

Ectocarpus breviarticulatus



GB-533
Bellows collection
5 September 1979


Hypnea musciformis






GB-533
Bellows collection
5 September 1979

Hypnea musciformis



GB-533
Bellows collection
5 September 1979


Asparagopsis taxiformis






GB-533
Bellows collection
5 September 1979

Ectocarpus breviarticulatus



GB-533
Bellows collection
5 September 1979

Acanthophora spicifera





GB-533
Bellows collection
5 September 1979

Acanthophora spicifera

GB-533
Bellows collection
5 September 1979

Asparagopsis taxiformis



Centroceras clarulatum

GB-533

Bellows collection

5 September 1979

Grateloupia hawaiiiana

GB-533

Bellows collection

5 September 1979





Ulva fasciata
GB-533
Bellows collection
5 September 1979

Sargassum echinocarpum
GB-533
Bellows collection
5 September 1979



Sargassum echinocarpum
GB-533
Bellows collection
5 September 1979

Acanthophora spicifera
GB-533
Bellows collection
5 September 1979



Sargassum echinocarpum
GB-533
Bellows collection
5 September 1979



Asparagopsis taxiformis
GB-533
Bellows collection
5 September 1979





16 March 1979

Cahuita, Costa Rica

4

