

NOAA Fisheries
 Pacific Islands Fisheries Science Center
 Marine Turtle Biology and Assessment Program
 1845 Wasp Blvd. Bld. 176
 Honolulu, Hawaii 96818
 (808) 725-5730

MTBAP Stranding Release/Necropsy Form

Validated By: _____



Date Form Filled Out (MM/DD/YY) 8/8/22
 Turtle # of the Day 1
 Necropsy/Release Date (MM/DD/YY) 8/11/22

Event ID # 220731
 Data Recorded By ATS/BLC
 Necropsy By SLM/BLC

Stranding Information

Turtle ID 20200324HAST1 Date 3/24/20 Response Agency UH Hilo MOP Species Cm Ei Lo Dc Cc U
 Island/Atoll HA Area Hilo Site Reeds Bay Sex F M U
 Region MHI (circle one) Mature Immature
 Init Status A D
 GPS #: — Waypoint #: — Lat (decimal degrees) 19.7033 Lon (decimal degrees) -155.08090 Survival Status A D

Stranding Comments

Found alive with low activity.
 Fishing line wrapped around left flipper, mouth, cloaca. Several tumors.
 UH Case # H-339

Release Comments

Date (MM/DD/YY)	Location	Mototool #

Measurements (cm)

SCL 51.8 SCW 41.7
 CCL 54.8 CCW 50.0
 Total Tail 10.5
 Tail (Plastron to Cloaca) 6.7 Mass (kg) 19.8

Visual Examination

Emaciation Code 0 1 2 3 U NC Tumors Y N U Tumor Score 1 2 3 U
 Fishing Line Y N U Fishing Line Severity 1 2 3 U Missing Body Part Y N
 Fishing Hook Y N U Shark Attack Y N U
 Fishing Net Y N U Boat Impact Y N U
 Human Take Y N U Photos Y N Video Y N
 Seen by MTBAP Y N Examined by Veterinarian Y N

Primary Threat (circle one): Line - Fishing Confirmed

Hook - Fishing Fibropapillomatosis
Line - Fishing Boat Impact Internal Pathology Pending Case Report
 Net - Fishing Shark Attack Unknown
 Trap - Fishing Human Take Other: _____

Necropsy Comments

Euthanized Y N
 Euthanasia Date: _____
 Case Report # _____
 Internal Examination
 Decomposition 0 - Fresh 1 - Mild
2 - Moderate 3 - Advanced
 Body Condition 0 - Excellent 1 - Good
2 - Fair 3 - Poor
 Foreign Matter in Gut Y N U
 Plastic Ingestion - Fishing line
 Plastic Ingestion - Non-Fishing
 Non-plastic fishing gear
 Non-plastic / Non-fishing gear
 Other

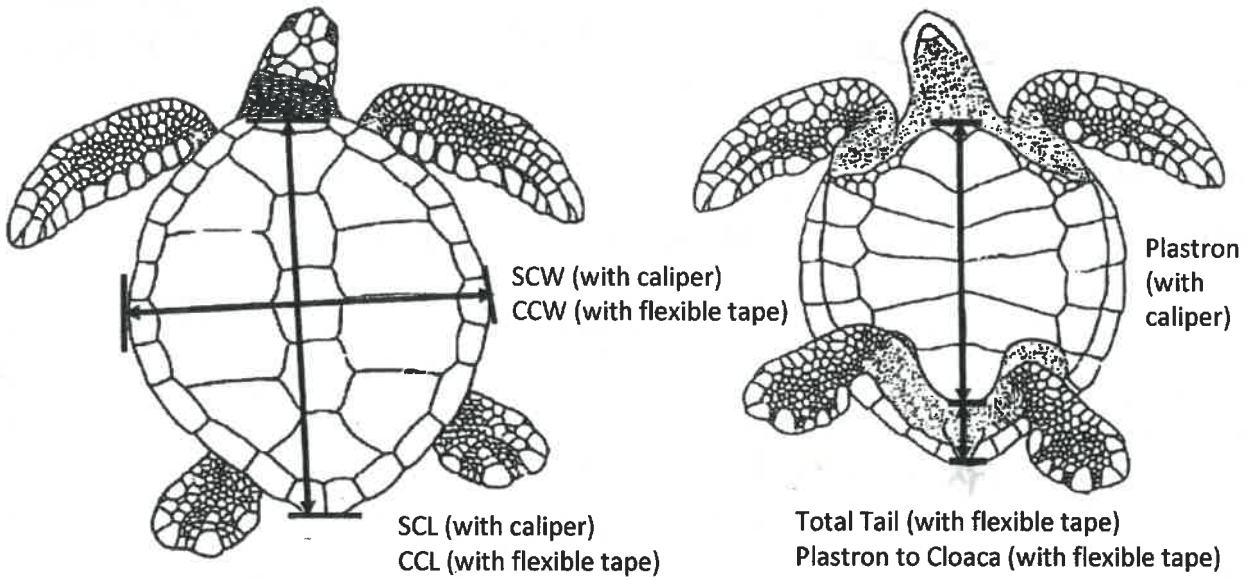
Samples

None
 Blood NIST USGS Other:
 Skin - SIA (Vial) NIST USGS Other:
 Skin - SIA (Whirlpack) NIST USGS Other:
 Skin - DNA (Vial) NIST USGS Other:
 Tumors NIST USGS Other:
 Other: _____ NIST USGS Other:
 Humerus - Left NIST USGS Other:
 Humerus - Right NIST USGS Other:
 GIT Contents NIST USGS Other: UHH - Karia
 Scute NIST USGS Other:
 Histo NIST USGS Other:
 Freezerworks: Initials _____ ID# _____
 Date _____

Tumors

	1	2	3	4	Comments
Left Eye					
Right Eye					
Neck					
Glottis/Tongue					
Jaw Hinge					
Mouth - Other					
LF					
RF					
LH					
RH					
Tail/Cloaca					
Seam/Scute					
Internal					
Total					

Draw any abnormalities below:



Comments:

Monofilament line in esophagus all the way through stomach

Additional Procedures Performed (circle all that apply):

Ultrasound

Tetracycline Injection Left Shoulder: _____ mL

Right Shoulder: _____ mL

Lavage

Laparoscopy

MTBAP Stranding Release/Necropsy Form

Validated By: _____

NOAA Fisheries
Pacific Islands Fisheries Science Center
Marine Turtle Biology and Assessment Program
1845 Wasp Blvd. Bld. 176
Honolulu, Hawaii 96818
(808) 725-5730

Date Form Filled Out (MM/DD/YY) 8/8/22
Turtle # of the Day 1
Necropsy/Release Date (MM/DD/YY) 8/11/22

Event ID # 220730
Data Recorded By ATS/BLC
Necropsy By SLM/BLC



Stranding Information

Turtle ID 20200416HAST1 Date MM/DD/YY 4/16/20 Response Agency UH Hilo MOP Species Cm Ei Lo Dc Cc U
Region MAI Island/Atoll HA Area Hilo Site Liliuokalani Park Sex F M U
(circle one) Mature Immature
Init Status A D
GPS #: — Waypoint #: — Lat (decimal degrees) 19.7268 Lon (decimal degrees) -155.0692 Survival Status A D

Stranding Comments

Found alive, entangled in fishing line and floating. No tags found.
UH case # H-341

Release Comments

Date (MM/DD/YY)	Location	Mototool #

Measurements (cm)

SCL 37.8 SCW 32.6
CCL 31.2 CCW 37.8
Plastron 31.5 Total Tail 7.0
Tail (Plastron to Cloaca) 3.2 Mass (kg) 6.7

Visual Examination

Emaciation Code 0 1 2 3 U NC Tumors N U Tumor Score 1 2 3 U
Fishing Line Y N U Fishing Line Severity 1 2 3 U Missing Body Part Y N
Fishing Hook Y N U Shark Attack Y N U
Fishing Net Y N U Boat Impact Y N U
Human Take Y N U Photos Y N Video Y N
Seen by MTBAP Y N Examined by Veterinarian Y N
Primary Threat (circle one): Confirmed
Hook - Fishing Fibropapillomatosis
 Line - Fishing Boat Impact Internal Pathology Pending Case Report
Net - Fishing Shark Attack Unknown
Trap - Fishing Human Take Other: _____

Necropsy Comments

Euthanized Y N
Euthanasia Date: _____
Case Report # _____
Internal Examination
Decomposition 0 - Fresh 1 - Mild 2 - Moderate 3 - Advanced
Body Condition 0 - Excellent 1 - Good 2 - Fair 3 - Poor
Foreign Matter in Gut Y N U
Plastic Ingestion - Fishing
Plastic Ingestion - Non-Fishing
Non-plastic fishing gear
Non-plastic / Non-fishing gear
Other _____

Samples

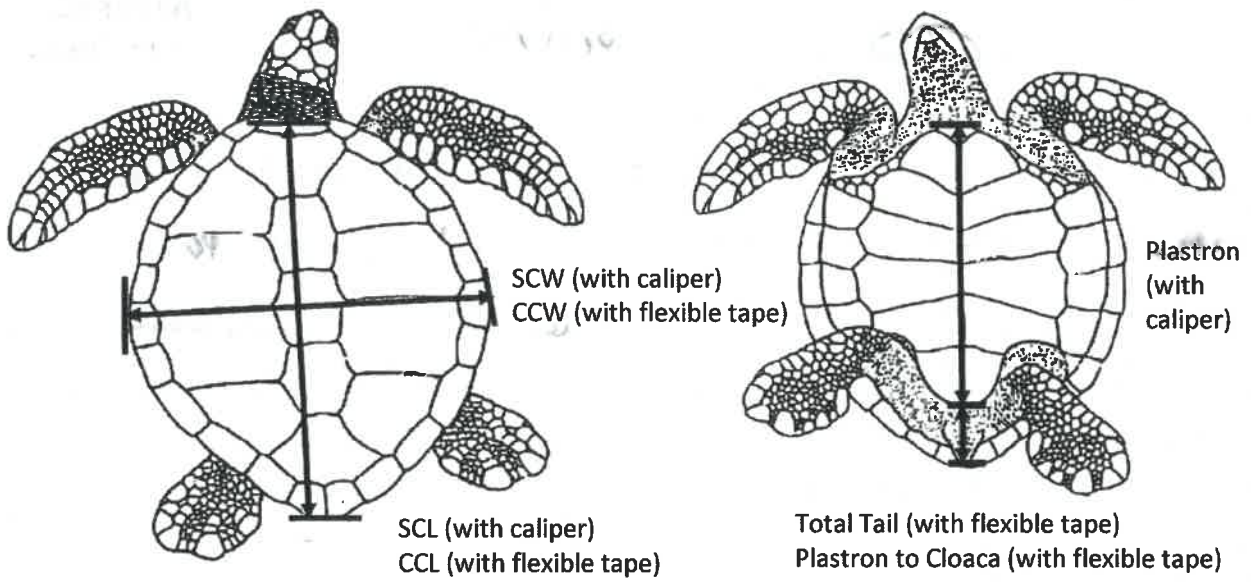
None
 Blood NIST USGS Other:
 Skin - SIA (Vial) NIST USGS Other:
 Skin - SIA (Whirlpack) NIST USGS Other:
 Skin - DNA (Vial) NIST USGS Other:
 Tumors NIST USGS Other:
 Other: _____ NIST USGS Other:
 Humerus - Left NIST USGS Other:
 Humerus - Right NIST USGS Other:
 GIT Contents NIST USGS Other: Karla - UHH
 Scute NIST USGS Other:
 Histo NIST USGS Other:

Tumors

	1	2	3	4	Comments
Left Eye					
Right Eye					
Neck					
Glottis/Tongue					
Jaw Hinge					
Mouth - Other					
LF					
RF					
LH					
RH					
Tail/Cloaca					
Seam/Scute					
Internal					
Total					

Freezerworks: Initials _____ ID# _____
Date _____

Draw any abnormalities below:



Comments:

RFF has string wrapped around and neck as well
slightly necrotic RFF @ shoulder

Additional Procedures Performed (circle all that apply):

Ultrasound

Tetracycline Injection Left Shoulder: _____ mL

Right Shoulder: _____ mL

Lavage

Laparoscopy

NOAA Fisheries
 Pacific Islands Fisheries Science Center
 Marine Turtle Biology and Assessment Program
 1845 Wasp Blvd. Bld. 176
 Honolulu, Hawaii 96818
 (808) 725-5730

MTBAP Stranding Release/Necropsy Form

Validated By: _____



Date Form Filled Out (MM/DD/YY) 8/8/22

Event ID # 221107

Turtle # of the Day 1

Data Recorded By BLC

Necropsy/Release Date (MM/DD/YY) 8/11/22

Necropsy By _____

Stranding Information

Turtle ID 20200518HAST1 Date MM/DD/YY 5/18/20 Response Agency UH Hilo MOP Species Cr Ei Lo Dc Cc U

Region MHI Island/Atoll HA Area Hilo Site Liliuokalani Park Sex F M U
(circle one) Mature Immature

GPS #: _____ Waypoint #: _____ Lat (decimal degrees) 19.7031 Lon (decimal degrees) -155.08079 Init Status A D Survival Status A B

Stranding Comments

Found alive w/ little to no responsiveness, in poor condition.
 Tumors around eyes and shoulders
 UH case # H-343

Release Comments

Date (MM/DD/YY)	Location	Mototool #
	Tag Numbers	Tag Type Tag Position

Measurements (cm)

SCL 38.8 SCW 31.0
 CCL 41.6 CCW 37.9
 Plastron 31.0 Total Tail 6.0
 Tail (Plastron to Cloaca) 3.7 Mass (kg) 5.3

Visual Examination

Emaciation Code 0 1 2 3 U NC Tumors Y N U Tumor Score 1 2 3 U
 Fishing Line Y N U Fishing Line Severity 1 2 3 U Missing Body Part Y N
 Fishing Hook Y N U Shark Attack Y N U
 Fishing Net Y N U Boat Impact Y N U
 Human Take Y N U Photos Y N Video Y N
 Seen by MTBAP Y N Examined by Veterinarian Y N

Primary Threat (circle one): Fibropapillomatosis Confirmed

Hook - Fishing Line - Fishing Net - Fishing Trap - Fishing
 Boat Impact Shark Attack Human Take
 Internal Pathology Pending Case Report Unknown Other: _____

Necropsy Comments

Euthanized Y N
 Euthanasia Date: _____
 Case Report # _____

Internal Examination

Decomposition 0 - Fresh 1 - Mild 2 - Moderate 3 - Advanced
 Body Condition 0 - Excellent 1 - Good 2 - Fair 3 - Poor
 Foreign Matter in Gut Y N U
 Plastic Ingestion - Fishing
 Plastic Ingestion - Non-Fishing
 Non-plastic fishing gear
 Non-plastic / Non-fishing gear
 Other _____

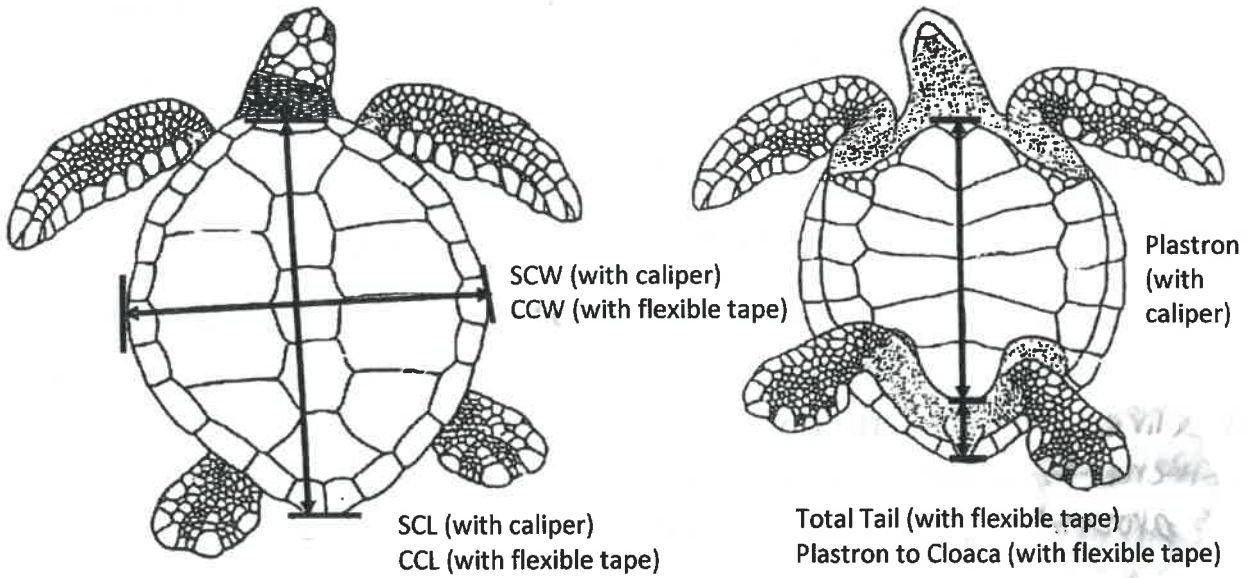
Samples

None
 Blood NIST USGS Other:
 Skin - SIA (Vial) NIST USGS Other:
 Skin - SIA (Whirlpack) NIST USGS Other:
 Skin - DNA (Vial) NIST USGS Other:
 Tumors NIST USGS Other:
 Other: _____ NIST USGS Other:
 Humerus - Left NIST USGS Other:
 Humerus - Right NIST USGS Other:
 GIT Contents NIST USGS Other: Karla-UHH
 Scute NIST USGS Other:
 Histo NIST USGS Other:
 Freezerworks: Initials _____ ID# _____
 Date _____

Tumors

	1	2	3	4	Comments
Left Eye					
Right Eye					
Neck					
Glottis/Tongue					
Jaw Hinge					
Mouth - Other					
LF					
RF					
LH					
RH					
Tail/Cloaca					
Seam/Scute					
Internal					
Total					

Draw any abnormalities below:



Comments:

very little fat
Full bladder!

Additional Procedures Performed (circle all that apply):

Ultrasound Tetracycline Injection Left Shoulder: _____ mL Right Shoulder: _____ mL
Lavage Laparoscopy

MTBAP Stranding Release/Necropsy Form

Validated By: _____



Date Form Filled Out (MM/DD/YY) 8/18/22
Turtle # of the Day 1
Necropsy/Release Date (MM/DD/YY) 8/11/22

Event ID # 220723
Data Recorded By ATS/BLC
Necropsy By _____

Stranding Information

Turtle ID 20200731HAST Date 7/31/20 Response DOCARE + Species Ei Lo Dc Cc U
Agency UH Hilo MOP Sex F M U
Region MHI Island/Atoll HA Area Hilo Site Onekahakaha BP (circle one) Mature Immature
Init Status A D
GPS #: _____ Waypoint #: _____ Lat (decimal degrees) 19.738128 Lon (decimal degrees) -155.039116 Survival Status A D

Stranding Comments

Responded by UH Hilo MOP and officer Derrick Kalai (DOCARE)
Possible poaching event.
UH case # H-346
No mass due to decomp.

Release Comments

Date (MM/DD/YY)	Location	Mototool #	Tag Type	Tag Position

Measurements (cm)

SCL 63.3 SCW 57.1
CCL 78.0 CCW 70.0
Plastron 59.7 Total Tail 11.5
Tail (Plastron to Cloaca) 9.0 Mass (kg) —

Visual Examination

Emaciation Code 0 1 2 3 U NC Tumors Y N U Tumor Score 1 2 3 U
Fishing Line Y N U Fishing Line Severity 1 2 3 U Missing Body Part Y N
Fishing Hook Y N U Shark Attack Y N U
Fishing Net Y N U Boat Impact Y N U
Human Take Y N U Photos Y N Video Y N
Seen by MTBAP Y N Examined by Veterinarian Y N

Primary Threat (circle one):

Confirmed

Hook - Fishing Fibropapillomatosis
Line - Fishing Boat Impact
Net - Fishing Shark Attack
Trap - Fishing Human Take
Other: Internal Pathology Pending Case Report
Unknown

Necropsy Comments

Euthanized Y N
Euthanasia Date: _____
Case Report # _____

Internal Examination

Decomposition 0 - Fresh 1 - Mild
2 - Moderate 3 - Advanced
Body Condition 0 - Excellent 1 - Good
2 - Fair 3 - Poor
Foreign Matter in Gut Y N U
Plastic Ingestion - Fishing
Plastic Ingestion - Non-Fishing
Non-plastic fishing gear
Non-plastic / Non-fishing gear
Other Grass

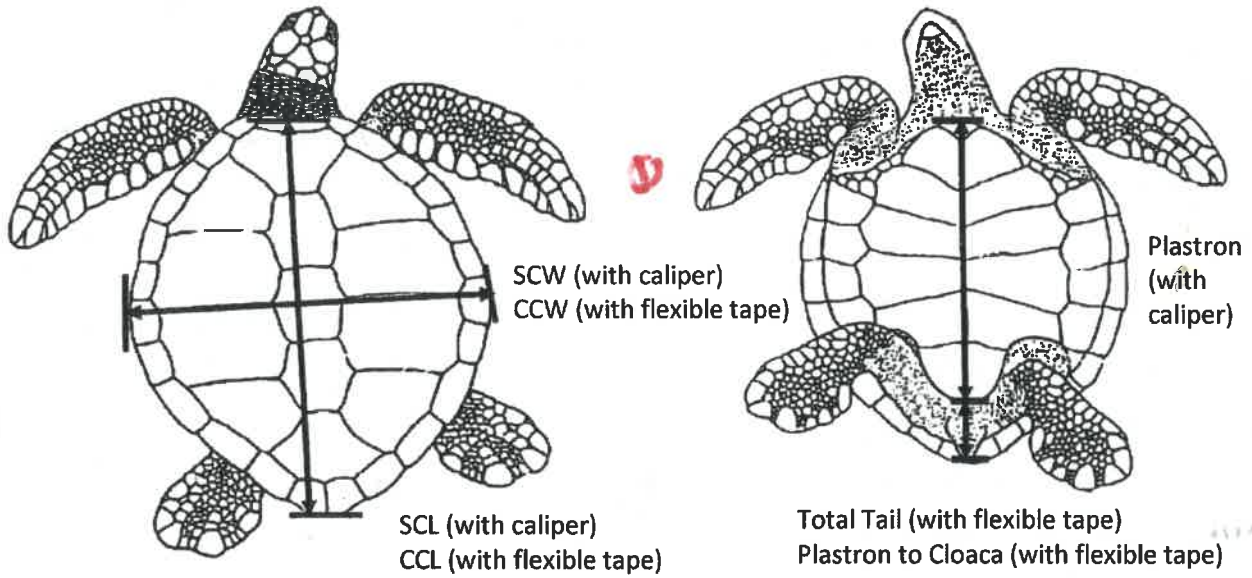
Samples

None
 Blood NIST USGS Other:
 Skin - SIA (Vial) NIST USGS Other:
 Skin - SIA (Whirlpack) NIST USGS Other:
 Skin - DNA (Vial) NIST USGS Other:
 Tumors NIST USGS Other:
 Other: _____ NIST USGS Other:
 Humerus - Left NIST USGS Other:
 Humerus - Right NIST USGS Other:
 GIT Contents NIST USGS Other: Karla - U+H
 Scute NIST USGS Other:
 Histo NIST USGS Other:
Freezerworks: Initials _____ ID# _____
Date _____

Tumors

	1	2	3	4	Comments
Left Eye					
Right Eye					
Neck					
Glottis/Tongue					
Jaw Hinge					
Mouth - Other					
LF					
RF					
LH					
RH					
Tail/Cloaca					
Seam/Scute					
Internal					
Total					

Draw any abnormalities below:



Comments:

Plastron coming off, head almost off and decomposed

• Entire GI tract full of terrestrial grass
photos taken

Additional Procedures Performed (circle all that apply):

Ultrasound

Tetracycline Injection Left Shoulder: _____ mL

Right Shoulder: _____ mL

Lavage

Laparoscopy

MTBAP Stranding Release/Necropsy Form

Validated By: _____

NOAA Fisheries
Pacific Islands Fisheries Science Center
Marine Turtle Biology and Assessment Program
1845 Wasp Blvd. Bld. 176
Honolulu, Hawaii 96818
(808) 725-5730

Date Form Filled Out (MM/DD/YY) 8/8/22
Turtle # of the Day 1
Necropsy Release Date (MM/DD/YY) 8/11/22

Event ID # 220727
Data Recorded By ATS/BLL
Necropsy By _____



Stranding Information

Turtle ID 20210202HAST1 Date 2/2/21 Response Agency UH Hilo MOP Species Cm Ei Lo Dc Cc U
Region MHI Island/Atoll HA Area Hilo Site Richardsons Ocean Park Sex F M U
(circle one) Mature Immature
Init Status A D
GPS #: _____ Waypoint #: _____ Lat (decimal degrees) 19.73580 Lon (decimal degrees) -155.0133 Survival Status A D

Stranding Comments

Found alive, damage to top L of carapace. No fishing gear involved, no tags found.
UH case # H-354

Release Comments

Date (MM/DD/YY)	Location	Mototool #
	Tag Numbers	Tag Type Tag Position

Measurements (cm)

SCL 48.1 SCW 39.1
CCL 51.0 CCW 46.2
Plastron 38.2 Total Tail 10.0
Tail (Plastron to Cloaca) 6.3 Mass (kg) 12.4

Visual Examination

Emaciation Code 0 1 2 3 U NC Tumors Y N U Tumor Score 1 2 3 U
Fishing Line Y N U Fishing Line Severity 1 2 3 U Missing Body Part Y N
Fishing Hook Y N U Shark Attack Y N U
Fishing Net Y N U Boat Impact Y N U
Human Take Y N U Photos Y N Video Y N
Seen by MTBAP Y N Examined by Veterinarian Y N

Primary Threat (circle one): _____ Confirmed

Hook - Fishing _____ Fibropapillomatosis _____
Line - Fishing _____ Boat Impact _____ Internal Pathology Pending Case Report _____
Net - Fishing _____ Shark Attack _____ Unknown _____
Trap - Fishing _____ Human Take _____ Other: _____

Necropsy Comments

Euthanized Y N
Euthanasia Date: _____
Case Report # _____

Internal Examination

Decomposition 0 - Fresh 1 Mild 2 - Moderate 3 - Advanced
Body Condition 0 - Excellent 1 - Good 2 - Fair 3 - Poor
Foreign Matter in Gut Y N U
Plastic Ingestion - Fishing
Plastic Ingestion - Non-Fishing
Non-plastic fishing gear
Non-plastic / Non-fishing gear
Other _____

Samples

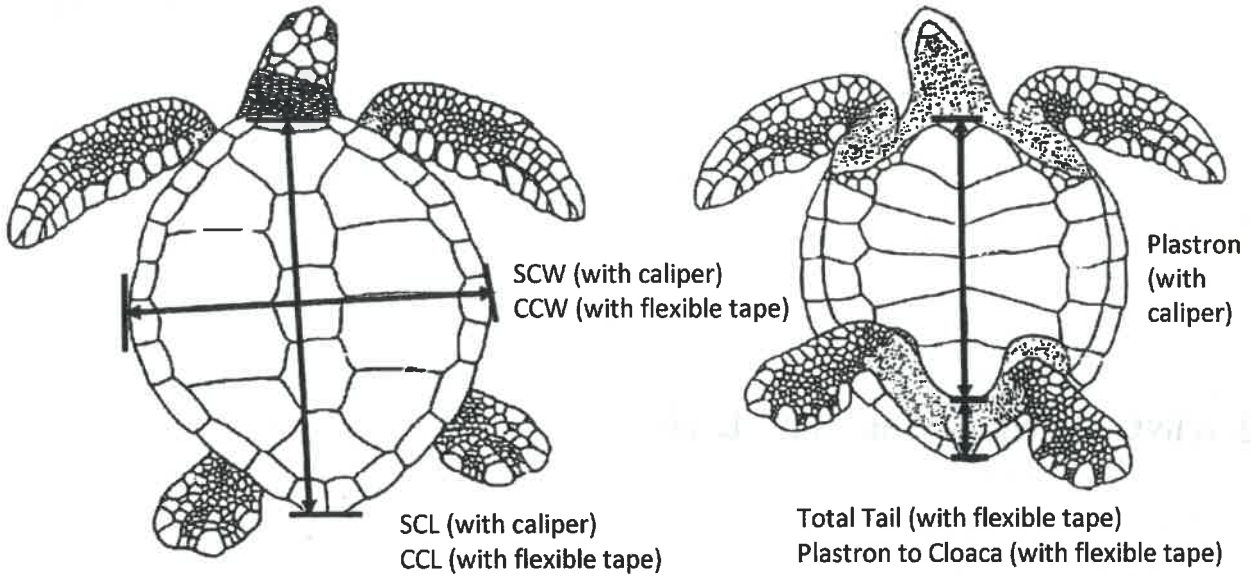
None
 Blood NIST USGS Other:
 Skin - SIA (Vial) NIST USGS Other:
 Skin - SIA (Whirlpack) NIST USGS Other:
 Skin - DNA (Vial) NIST USGS Other:
 Tumors NIST USGS Other:
 Other: _____ NIST USGS Other:
 Humerus - Left NIST USGS Other:
 Humerus - Right NIST USGS Other:
 GIT Contents NIST USGS Other: Karla - UH#
 Scute NIST USGS Other:
 Histo NIST USGS Other:

Tumors

	1	2	3	4	Comments
Left Eye					
Right Eye					
Neck					
Glottis/Tongue					
Jaw Hinge					
Mouth - Other					
LF					
RF					
LH					
RH					
Tail/Cloaca					
Seam/Scute					
Internal					
Total					

Freezerworks: Initials _____ ID# _____
Date _____

Draw any abnormalities below:



Comments:

*gassy intestines - very little fat / poor body condition
possible boat impact damaging carapace*

Additional Procedures Performed (circle all that apply):

Ultrasound

Tetracycline Injection Left Shoulder: _____ mL Right Shoulder: _____ mL

Lavage

Laparoscopy

MTBAP Stranding Release/Necropsy Form

Validated By: _____

NOAA Fisheries
Pacific Islands Fisheries Science Center
Marine Turtle Biology and Assessment Program
1845 Wasp Blvd. Bld. 176
Honolulu, Hawaii 96818
(808) 725-5730

Date Form Filled Out (MM/DD/YY) 8/8/22
Turtle # of the Day 1
Necropsy/Release Date (MM/DD/YY) 8/11/22

Event ID # 220728
Data Recorded By ATS/BLL
Necropsy By _____



Stranding Information

Turtle ID 20210412 HASTI Date 4/12/21 Response Agency UH Hilo MOP Species Cm Ei Lo Dc Cc U
Region MHI Island/Atoll HA Area Hilo Site Liliuokalani Park / Coconut Island Sex F M U
(circle one) Mature Immature
Init Status A D
GPS #: _____ Waypoint #: _____ Lat (decimal degrees) 19.7296 Lon (decimal degrees) -155.0685 Survival Status A D

Stranding Comments

Found dead. No fishing gear, no tags.
UH case # H-359

Release Comments

Date (MM/DD/YY)	Location	Mototool #

Tag Numbers	Tag Type	Tag Position

Measurements (cm)

SCL 41.5 SCW 332
CCL 45.1 CCW 40.5
Plastron 83.5 Total Tail 7.9
Tail (Plastron to Cloaca) 5.5 Mass (kg) 8.7

Visual Examination

Emaciation Code 0 1 2 3 U NC Tumors Y N U Tumor Score 1 2 3 U
Fishing Line Y N U Fishing Line Severity 1 2 3 U Missing Body Part Y N
Fishing Hook Y N U Shark Attack Y N U
Fishing Net Y N U Boat Impact Y N U
Human Take Y N U Photos Y N Video Y N
Seen by MTBAP Y N Examined by Veterinarian Y N
Primary Threat (circle one): Fibropapillomatosis Confirmed
Hook - Fishing Fibropapillomatosis
Line - Fishing Boat Impact Internal Pathology Pending Case Report
Net - Fishing Shark Attack Unknown
Trap - Fishing Human Take Other: _____

Necropsy Comments

Euthanized Y N
Euthanasia Date: _____
Case Report # _____

Internal Examination

Decomposition 0 - Fresh 1 - Mild
2 - Moderate 3 - Advanced
Body Condition 0 - Excellent 1 - Good
2 - Fair 3 - Poor
Foreign Matter in Gut Y N U
Plastic Ingestion - Fishing
Plastic Ingestion - Non-Fishing
Non-plastic fishing gear
Non-plastic / Non-fishing gear
Other _____

Samples

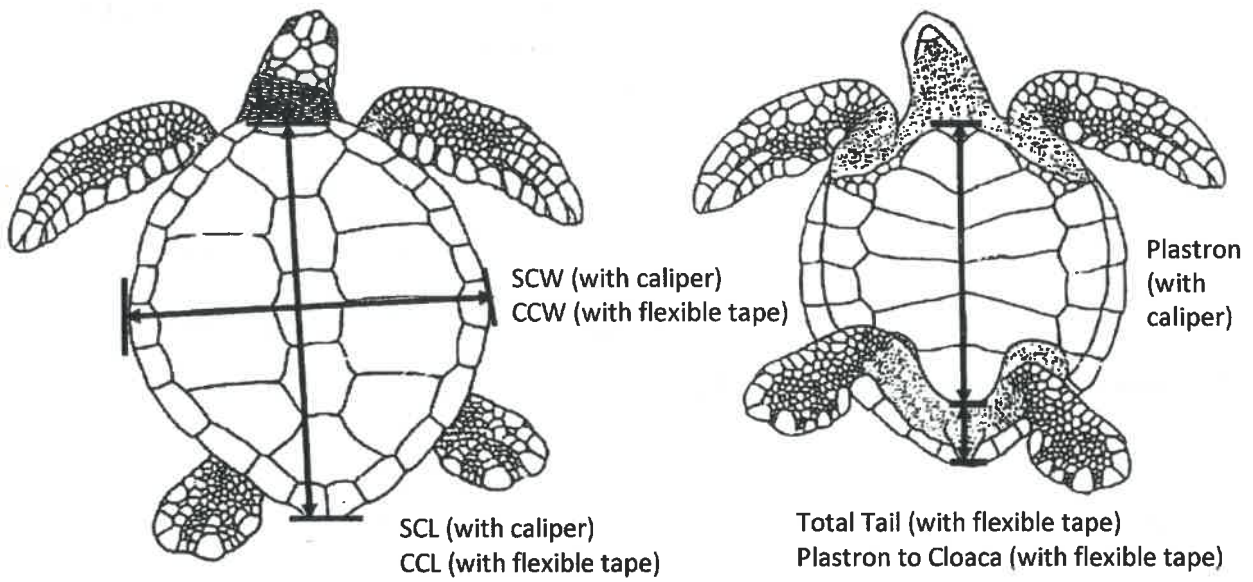
None
 Blood NIST USGS Other:
 Skin - SIA (Vial) NIST USGS Other:
 Skin - SIA (Whirlpack) NIST USGS Other:
 Skin - DNA (Vial) NIST USGS Other:
 Tumors NIST USGS Other:
 Other: _____ NIST USGS Other:
 Humerus - Left NIST USGS Other:
 Humerus - Right NIST USGS Other:
 GIT Contents NIST USGS Other: Karla UH H
 Scute NIST USGS Other:
 Histo NIST USGS Other:

Tumors

	1	2	3	4	Comments
Left Eye					
Right Eye					
Neck					
Glottis/Tongue					
Jaw Hinge					
Mouth - Other					
LF					
RF					
LH					
RH					
Tail/Cloaca					
Seam/Scute					
Internal					
Total					

Freezerworks: Initials _____ ID# _____
Date _____

Draw any abnormalities below:



Comments:

very watery
very thin
empty stomach

123

Additional Procedures Performed (circle all that apply):

Ultrasound

Tetracycline Injection Left Shoulder: _____ mL Right Shoulder: _____ mL

Lavage

Laparoscopy

MTBAP Stranding Release/Necropsy Form

Validated By: _____

NOAA Fisheries
Pacific Islands Fisheries Science Center
Marine Turtle Biology and Assessment Program
1845 Wasp Blvd. Bld. 176
Honolulu, Hawaii 96818
(808) 725-5730

Date Form Filled Out (MM/DD/YY) 8/8/22
Turtle # of the Day 1
Necropsy/Release Date (MM/DD/YY) 8/11/22

Event ID # 220726
Data Recorded By ATS/BLC
Necropsy By _____



Stranding Information

Turtle ID 20210415HASTI Date 4/15/21 Response Agency UH Hilo MOP Species Cm Ei Lo Dc Cc U
 Region MHI Island/Atoll HA Area Hilo Site Richardsons Ocean Park Sex F M U
 (circle one) Mature Immature
 Init Status A D
 Survival Status A D
 GPS #: _____ Waypoint #: _____ Lat (decimal degrees) 19.7358 Lon (decimal degrees) -155.0133

Stranding Comments

Found dead w/ several large tumors
no fishing gear involved, no tags
UH case # H-360

Release Comments

Date (MM/DD/YY)	Location	Mototool #

Measurements (cm)

SCL 70.6 SCW 56.3
 CCL 74.5 CCW 70.0
 Plastron 55.0 Total Tail 16.0
 Tail (Plastron to Cloaca) 10.5 Mass (kg) 40.8

Visual Examination

Emaciation Code 0 1 2 3 U NC Tumors Y N U Tumor Score 1 2 3 U
 Fishing Line Y N U Fishing Line Severity 1 2 3 U Missing Body Part Y N
 Fishing Hook Y N U Shark Attack Y N U
 Fishing Net Y N U Boat Impact Y N U
 Human Take Y N U Photos Y N Video Y N
 Seen by MTBAR Y N Examined by Veterinarian Y N
 Primary Threat (circle one): Fibropapillomatosis Confirmed
 Hook - Fishing Line - Fishing Net - Fishing Trap - Fishing
 Boat Impact Shark Attack Human Take
 Internal Pathology Pending Case Report Unknown Other: _____

Necropsy Comments

Euthanized Y N
 Euthanasia Date: _____
 Case Report # _____

Internal Examination

Decomposition 0 - Fresh 1 - Mild
2 - Moderate 3 - Advanced
 Body Condition 0 - Excellent 1 - Good
2 - Fair 3 - Poor
 Foreign Matter in Gut Y N U
 Plastic Ingestion - Fishing
 Plastic Ingestion - Non-Fishing
 Non-plastic fishing gear
 Non-plastic / Non-fishing gear
 Other _____

Samples

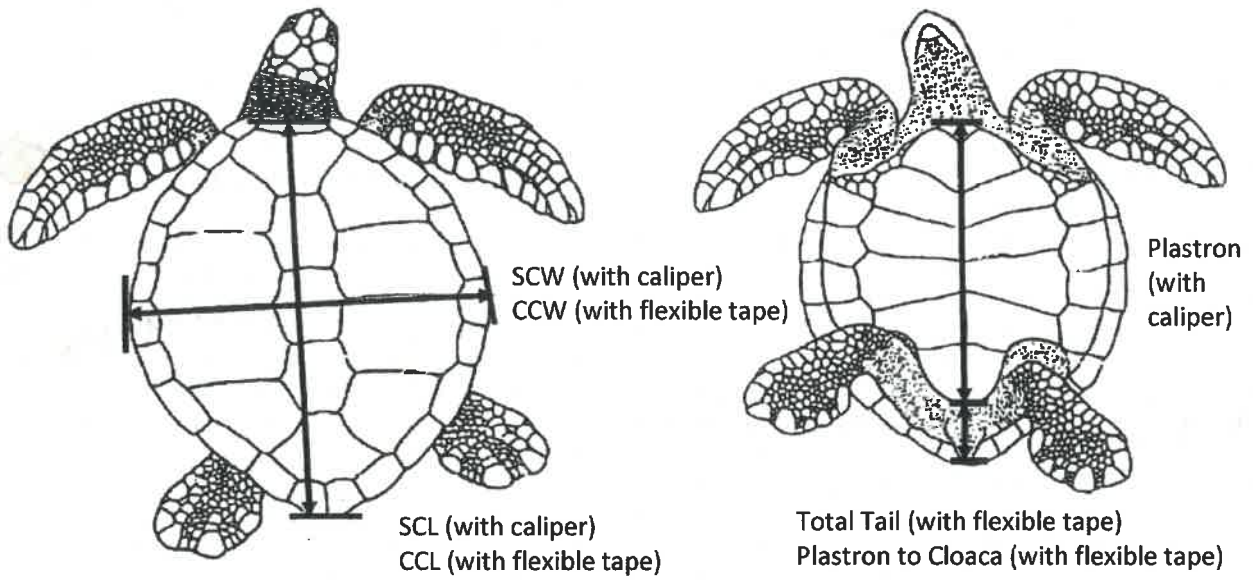
None
 Blood NIST USGS Other:
 Skin - SIA (Vial) NIST USGS Other:
 Skin - SIA (Whirlpack) NIST USGS Other:
 Skin - DNA (Vial) NIST USGS Other:
 Tumors NIST USGS Other:
 Other: _____ NIST USGS Other:
 Humerus - Left NIST USGS Other:
 Humerus - Right NIST USGS Other:
 GIT Contents NIST USGS Other: Karla - JHH
 Scute NIST USGS Other:
 Histo NIST USGS Other:

Tumors

	1	2	3	4	Comments
Left Eye					
Right Eye					
Neck					
Glottis/Tongue					
Jaw Hinge					
Mouth - Other					
LF					
RF					
LH					
RH					
Tail/Cloaca					
Seam/Scute					
Internal					
Total					

Freezerworks: Initials _____ ID# _____
 Date _____

Draw any abnormalities below:



Comments:

Very thin, very little fat

Additional Procedures Performed (circle all that apply):

Ultrasound

Tetracycline Injection Left Shoulder: _____ mL

Right Shoulder: _____ mL

Lavage

Laparoscopy

MTBAP Stranding Release/Necropsy Form

Validated By: _____

NOAA Fisheries
Pacific Islands Fisheries Science Center
Marine Turtle Biology and Assessment Program
1845 Wasp Blvd. Bld. 176
Honolulu, Hawaii 96818
(808) 725-5730

Date Form Filled Out (MM/DD/YY) 8/8/22
Turtle # of the Day 1
Necropsy/Release Date (MM/DD/YY) 8/11/22

Event ID # 220725
Data Recorded By ATS/OLL
Necropsy By _____



Stranding Information

Turtle ID 20210421HASTI Date MM/DD/YY 4/21/21 Response Agency UH Hilo MOP Species Cm Ei Lo Dc Cc U
Region MHI Island/Atoll HA Area Hilo Site Richardsons Sex F M U
(circle one) Mature Immature
Init Status A D
GPS #: _____ Waypoint #: _____ Lat (decimal degrees) 19.7371 Lon (decimal degrees) -155.0128 Survival Status A D

Stranding Comments

Found dead. No fishing gear, no tags
UH case # H-361

Release Comments

Date (MM/DD/YY)	Location	Mototool #

Measurements (cm)

SCL 67.2 SCW 53.6
CCL 73.2 CCW 67.2
Plastron 53.7 Total Tail 14.5
Tail (Plastron to Cloaca) 8.5 Mass (kg) 38.1

Visual Examination

Emaciation Code 0 1 2 3 U NC Tumors Y N U Tumor Score 1 2 3 U
Fishing Line Y N U Fishing Line Severity 1 2 3 U Missing Body Part Y N
Fishing Hook Y N U Shark Attack Y N U
Fishing Net Y N U Boat Impact Y N U
Human Take Y N U Photos Y N Video Y N
Seen by MTBAP Y N Examined by Veterinarian Y N

Primary Threat (circle one): _____ Confirmed

Hook - Fishing Fibropapillomatosis
Line - Fishing Boat Impact Internal Pathology Pending Case Report
Net - Fishing Shark Attack Unknown
Trap - Fishing Human Take Other: _____

Necropsy Comments

Euthanized Y N
Euthanasia Date: _____
Case Report # _____

Internal Examination

Decomposition 0 - Fresh 1 Mild 2 - Moderate 3 - Advanced
Body Condition 0 - Excellent 1 - Good 2 - Fair 3 - Poor
Foreign Matter in Gut Y N U
Plastic Ingestion - Fishing
Plastic Ingestion - Non-Fishing
Non-plastic fishing gear
Non-plastic / Non-fishing gear
Other _____

Samples

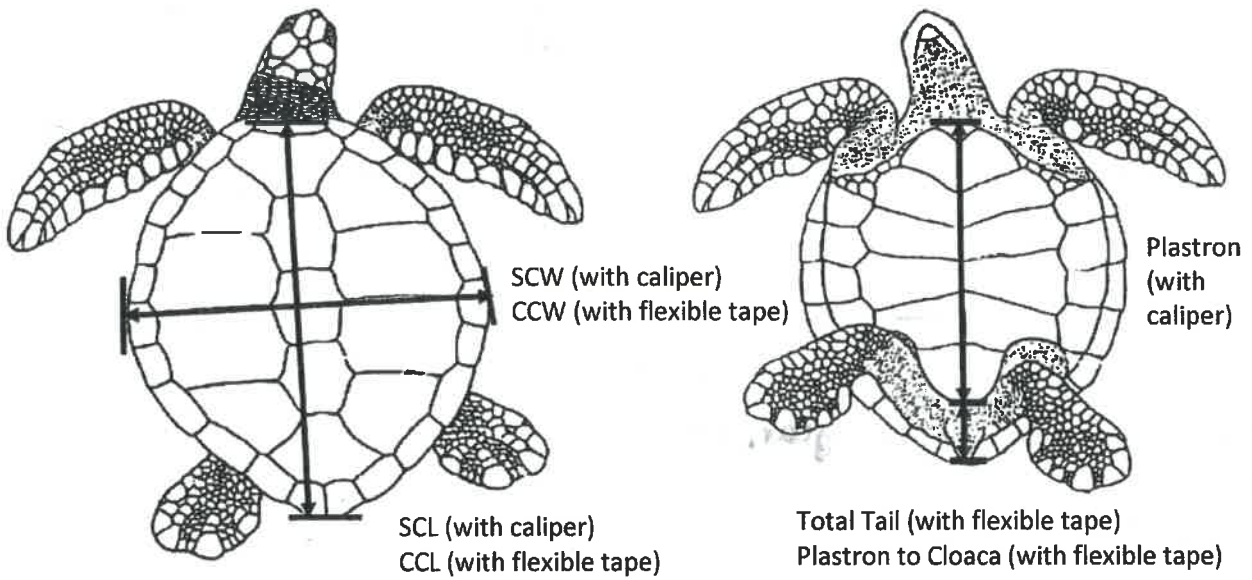
None
 Blood NIST USGS Other:
 Skin - SIA (Vial) NIST USGS Other:
 Skin - SIA (Whirlpack) NIST USGS Other:
 Skin - DNA (Vial) NIST USGS Other:
 Tumors NIST USGS Other:
 Other: _____ NIST USGS Other:
 Humerus - Left NIST USGS Other:
 Humerus - Right NIST USGS Other:
 GIT Contents NIST USGS Other: Karla - UHH
 Scute NIST USGS Other:
 Histo NIST USGS Other:

Tumors

	1	2	3	4	Comments
Left Eye					
Right Eye					
Neck					
Glottis/Tongue					
Jaw Hinge					
Mouth - Other					
LF					
RF					
LH					
RH					
Tail/Cloaca					
Seam/Scute					
Internal					
Total					

Freezerworks: Initials _____ ID# _____
Date _____

Draw any abnormalities below:



Comments:

Gas in large Intestines, decent body fat

Additional Procedures Performed (circle all that apply):

Ultrasound

Tetracycline Injection Left Shoulder: _____ mL Right Shoulder: _____ mL

Lavage

Laparoscopy

MTBAP Stranding Release/Necropsy Form

Validated By: _____

NOAA Fisheries
Pacific Islands Fisheries Science Center
Marine Turtle Biology and Assessment Program
1845 Wasp Blvd. Bld. 176
Honolulu, Hawaii 96818
(808) 725-5730

Date Form Filled Out (MM/DD/YY) 8/8/22
Turtle # of the Day 1
Necropsy/Release Date (MM/DD/YY) 8/11/22

Event ID # 220721
Data Recorded By ATS/BLC
Necropsy By _____



Stranding Information

Turtle ID 20211003HAST1 Date MM/DD/YY 10/3/21 Response Agency UH Hilo MOP Species Cm Ei Lo Dc Cc U
Region MHI Island/Atoll HA Area Hilo Site Chukakakaha BP Sex F M U
(circle one) Mature Immature
Init Status A D
GPS #: _____ Waypoint #: _____ Lat (decimal degrees) 19.73725 Lon (decimal degrees) -155.03785 Survival Status A D

Stranding Comments

Found dead. No fishing gear, no tags.
UH case # H-371
NO mass due to decomp.

Release Comments

Date (MM/DD/YY)	Location	Mototool #
	Tag Numbers	Tag Type Tag Position

Measurements (cm)

SCL 53.6 SCW 43.0
CCL 61.1 CCW 51.1
Plastron 41.1 Total Tail 11.8
Tail (Plastron to Cloaca) 5.6 Mass (kg) —

Visual Examination

Emaciation Code 0 1 2 3 U NC Tumors Y N U Tumor Score 1 2 3 U
Fishing Line Y N U Fishing Line Severity 1 2 3 U Missing Body Part Y N
Fishing Hook Y N U Shark Attack Y N U
Fishing Net Y N U Boat Impact Y N U
Human Take Y N U Photos Y N Video Y N
Seen by MTBA Y N Examined by Veterinarian Y N

Primary Threat (circle one): Confirmed
Hook - Fishing Fibropapillomatosis
Line - Fishing Boat Impact Internal Pathology Pending Case Report
Net - Fishing Shark Attack Unknown
Trap - Fishing Human Take Other: _____

Necropsy Comments

Euthanized Y N
Euthanasia Date: _____
Case Report # _____

Internal Examination

Decomposition 0 - Fresh 1 - Mild 3 - Advanced
2 - Moderate
Body Condition 0 - Excellent 1 - Good 3 - Poor
2 - Fair
Foreign Matter in Gut Y N U
Plastic Ingestion - Fishing
Plastic Ingestion - Non-Fishing
Non-plastic fishing gear
Non-plastic / Non-fishing gear
Other _____

Samples

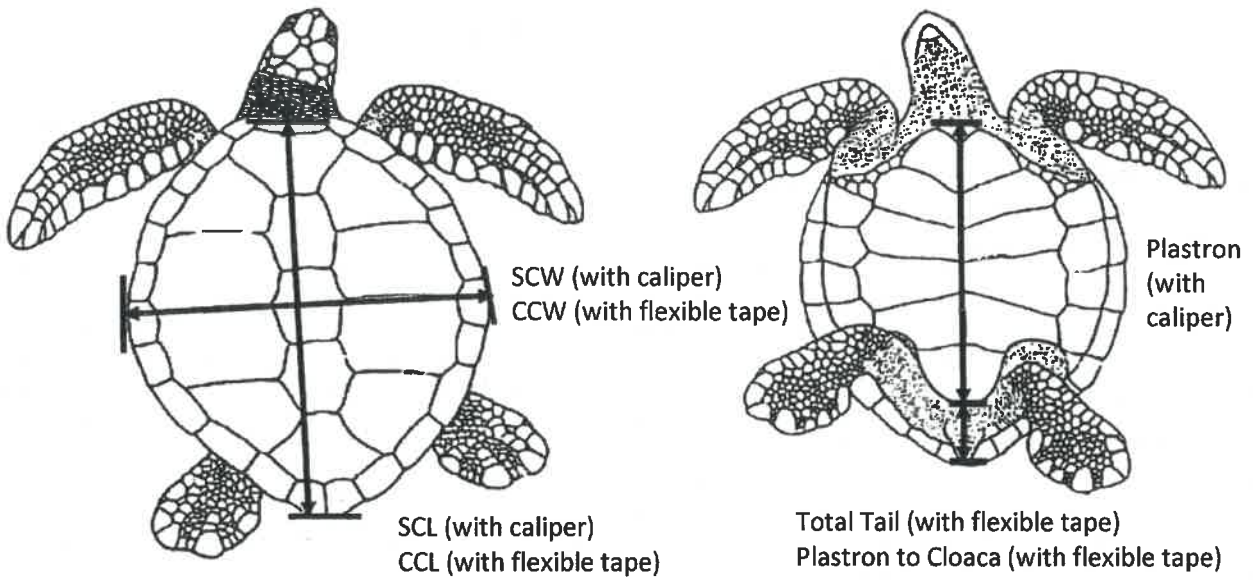
None
 Blood NIST USGS Other:
 Skin - SIA (Vial) NIST USGS Other:
 Skin - SIA (Whirlpack) NIST USGS Other:
 Skin - DNA (Vial) NIST USGS Other:
 Tumors NIST USGS Other:
 Other: NIST USGS Other:
 Humerus - Left NIST USGS Other:
 Humerus - Right NIST USGS Other:
 GIT Contents NIST USGS Other: karla UH Hilo
 Scute NIST USGS Other:
 Histo NIST USGS Other:

Freezerworks: Initials _____ ID# _____
Date _____

Tumors

	1	2	3	4	Comments
Left Eye					
Right Eye					
Neck					
Glottis/Tongue					
Jaw Hinge					
Mouth - Other					
LF					
RF					
LH					
RH					
Tail/Cloaca					
Seam/Scute					
Internal					
Total					

Draw any abnormalities below:



Comments:

Decomposing (extremely) - body cavity exposed
~~lots of tissues~~

Additional Procedures Performed (circle all that apply):

Ultrasound Tetracycline Injection Left Shoulder: _____ mL Right Shoulder: _____ mL

Lavage Laparoscopy

MTBAP Stranding Release/Necropsy Form

Validated By: _____

NOAA Fisheries
Pacific Islands Fisheries Science Center
Marine Turtle Biology and Assessment Program
1845 Wasp Blvd. Bld. 176
Honolulu, Hawaii 96818
(808) 725-5730

Date Form Filled Out (MM/DD/YY) 8/8/22
Turtle # of the Day 1
Necropsy/Release Date (MM/DD/YY) 8/11/22

Event ID # 220700
Data Recorded By ATS/BLC
Necropsy By _____



Stranding Information

Turtle ID N799 Date MM/DD/YY 12/2/21 Response Agency UH Hilo MDP Species Cm Ei Lo Dc Cc U
 Region MHI Island/Atoll HA Area Pahala Site Punaluu BP Sex F M U
(circle one) Mature Immature
 Init Status A D
 GPS #: _____ Waypoint #: _____ Lat (decimal degrees) 19.08099 Lon (decimal degrees) -155.3017 Survival Status A D

Stranding Comments

Found dead. Large wound on lower-left side of carapace.
 UA case # H-374
 Very decomposed
 No mass due to decomp.

Release Comments

Date (MM/DD/YY)	Location	Mototool #
<u>12/2/21</u>		
	Tag Numbers	Tag Type / Tag Position
	<u>N-798</u>	<u>M LF</u>
	<u>N-799</u>	<u>M RF</u>
	<u>R-93</u>	<u>M RH</u>
	<u>B-336</u>	<u>M LH</u>

Measurements (cm)

SCL 68.9 SCW 59.0
 CCL 74.1 CCW 64.9
 Plastron 53.8 Total Tail 17.0
 Tail (Plastron to Cloaca) 10.5 Mass (kg) _____

Visual Examination

Emaciation Code 0 1 2 3 U NC Tumors Y N U Tumor Score 1 2 3 U
 Fishing Line Y N U Fishing Line Severity 1 2 3 U Missing Body Part Y N
 Fishing Hook Y N U Shark Attack Y N U
 Fishing Net Y N U Boat Impact Y N U
 Human Take Y N U Photos Y N Video Y N
 Seen by MTBAP Y N Examined by Veterinarian Y N U

Primary Threat (circle one): Confirmed

Hook - Fishing Fibropapillomatosis
 Line - Fishing Boat Impact
 Net - Fishing Shark Attack
 Trap - Fishing Human Take

Internal Pathology Pending Case Report
Unknown
 Other: _____

left side of plastron falling apart

Necropsy Comments

Euthanized Y N
 Euthanasia Date: _____
 Case Report # _____
Internal Examination
 Decomposition 0 - Fresh 1 - Mild 3 - Advanced
 2 - Moderate
 Body Condition 0 - Excellent 1 - Good 3 - Poor
 2 - Fair
 Foreign Matter in Gut Y N U
 Plastic Ingestion - Fishing
 Plastic Ingestion - Non-Fishing
 Non-plastic fishing gear
 Non-plastic / Non-fishing gear
 Other _____

Samples

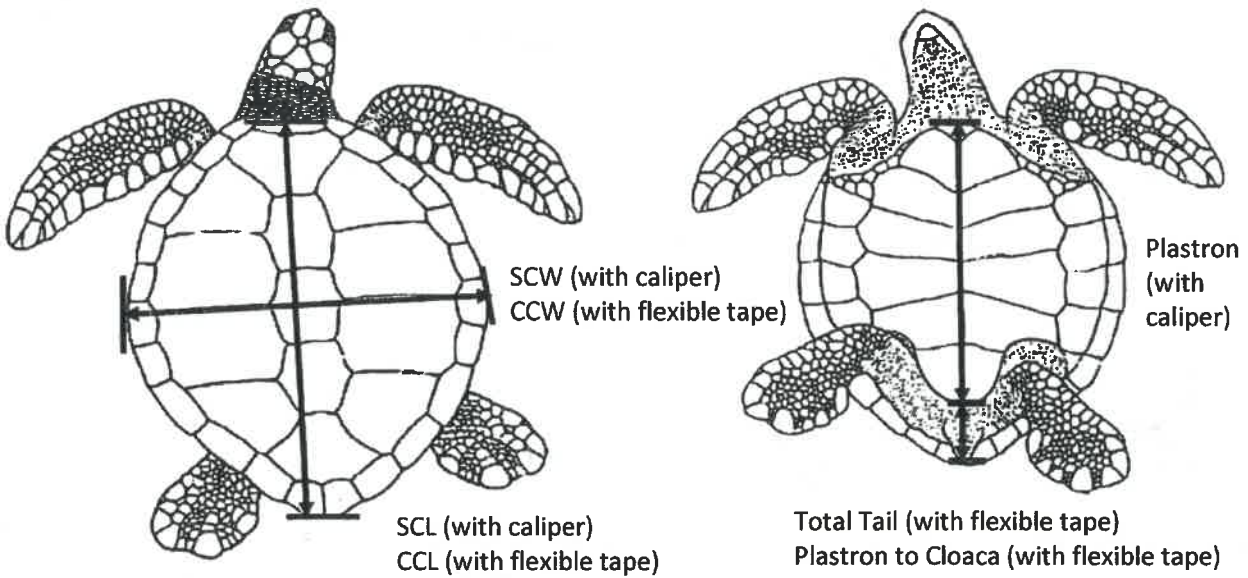
None
 Blood NIST USGS Other:
 Skin - SIA (Vial) NIST USGS Other:
 Skin - SIA (Whirlpack) NIST USGS Other:
 Skin - DNA (Vial) NIST USGS Other:
 Tumors NIST USGS Other:
 Other: _____ NIST USGS Other:
 Humerus - Left NIST USGS Other:
 Humerus - Right NIST USGS Other:
 GIT Contents NIST USGS Other: Karla - UH
 Scute NIST USGS Other:
 Histo NIST USGS Other:

Tumors

	1	2	3	4	Comments
Left Eye					
Right Eye					
Neck					
Glottis/Tongue					
Jaw Hinge					
Mouth - Other					
LF					
RF					
LH					
RH					
Tail/Cloaca					
Seam/Scute					
Internal					
Total					

Freezerworks: Initials _____ ID# _____
 Date _____

Draw any abnormalities below:



Comments:

body cavity open, filled w/ black sand.
sex unknown due to decomp, was able to
collect GIT, most of the organs were
falling out of/or gone

Additional Procedures Performed (circle all that apply):

Ultrasound

Tetracycline Injection Left Shoulder: _____ mL Right Shoulder: _____ mL

Lavage

Laparoscopy

MTBAP Stranding Release/Necropsy Form

Validated By: _____

NOAA Fisheries
Pacific Islands Fisheries Science Center
Marine Turtle Biology and Assessment Program
1845 Wasp Blvd. Bld. 176
Honolulu, Hawaii 96818
(808) 725-5730

Date Form Filled Out (MM/DD/YY) 8/8/22
Turtle # of the Day 1
Necropsy/Release Date (MM/DD/YY) 8/11/22

Event ID # 220719
Data Recorded By ATS/BLC
Necropsy By _____



Stranding Information

Turtle ID 20211210HASTI Date 12/10/21 Response Agency UH Hilo MOP Species Cm Ei Lo Dc Cc U
Region MHI Island/Atoll HA Area Hilo Site Richardson Ocean Park Sex F M U
(circle one) Mature Immature
Init Status A D
GPS #: _____ Waypoint #: _____ Lat (decimal degrees) 19.4411 Lon (decimal degrees) -155.0047 Survival Status A D

Stranding Comments

Juvenile turtle covered in FP
UH case # H-375

Release Comments

Date (MM/DD/YY)	Location	Mototool #
	Tag Numbers	Tag Type Tag Position

Measurements (cm)

SCL 39.9 SCW 31.0
CCL 42.3 CCW 36.3
Plastron 32.2 Total Tail 8.2
Tail (Plastron to Cloaca) 5.0 Mass (kg) 7.1

Visual Examination

Emaciation Code 0 1 2 3 U NC Tumors Y N U Tumor Score 1 2 3 U
Fishing Line Y N U Fishing Line Severity 1 2 3 U Missing Body Part Y N
Fishing Hook Y N U Shark Attack Y N U
Fishing Net Y N U Boat Impact Y N U
Human Take Y N U Photos Y N Video Y N
Seen by MTBAP Y N Examined by Veterinarian Y N
Primary Threat (circle one): _____ Confirmed
Hook - Fishing Fibropapillomatosis
Line - Fishing Boat Impact Internal Pathology Pending Case Report
Net - Fishing Shark Attack Unknown
Trap - Fishing Human Take Other: _____

Necropsy Comments

Euthanized Y N
Euthanasia Date: _____
Case Report # _____

Internal Examination

Decomposition 0 - Fresh 1 - Mild
 2 - Moderate 3 - Advanced
Body Condition 0 - Excellent 1 - Good
 2 - Fair 3 - Poor
Foreign Matter in Gut Y N U
Plastic Ingestion - Fishing
Plastic Ingestion - Non-Fishing
Non-plastic fishing gear
Non-plastic / Non-fishing gear
Other _____

Samples

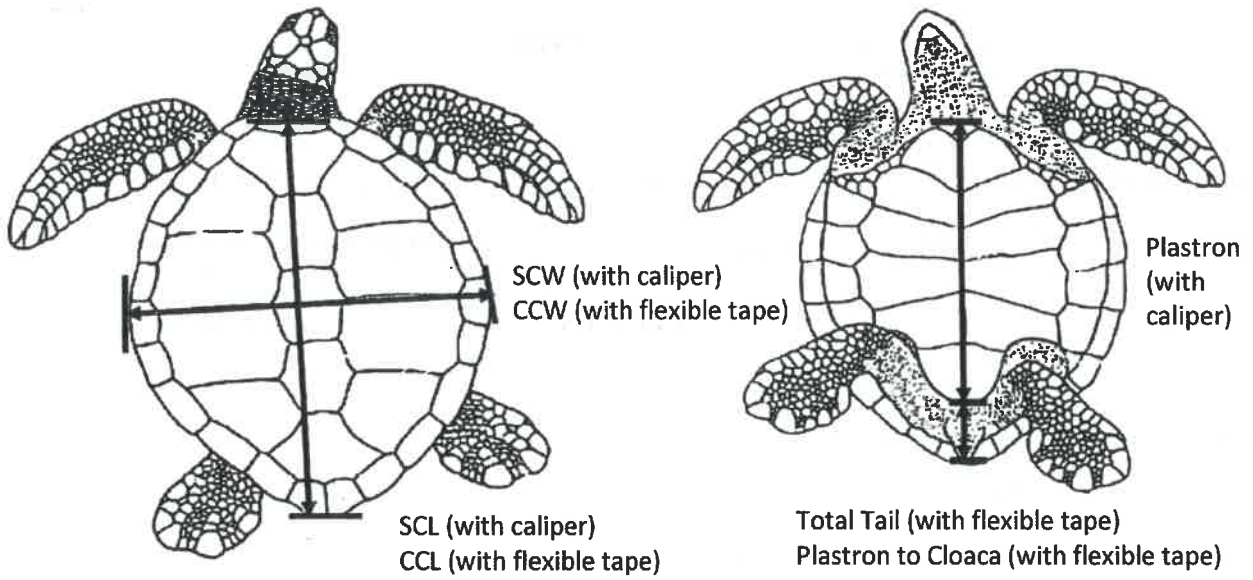
None
 Blood NIST USGS Other:
 Skin - SIA (Vial) NIST USGS Other:
 Skin - SIA (Whirlpack) NIST USGS Other:
 Skin - DNA (Vial) NIST USGS Other:
 Tumors NIST USGS Other:
 Other: _____ NIST USGS Other:
 Humerus - Left NIST USGS Other:
 Humerus - Right NIST USGS Other:
 GIT Contents NIST USGS Other: Karla - UHH
 Scute NIST USGS Other:
 Histo NIST USGS Other:

Freezerworks: Initials _____ ID# _____
Date _____

Tumors

	1	2	3	4	Comments
Left Eye					
Right Eye					
Neck					
Glottis/Tongue					
Jaw Hinge					
Mouth - Other					
LF					
RF					
LH					
RH					
Tail/Cloaca					
Seam/Scute					
Internal					
Total					

Draw any abnormalities below:



Comments:

Missing RFF, Poor body condition

Additional Procedures Performed (circle all that apply):

Ultrasound

Tetracycline Injection Left Shoulder: _____ mL

Right Shoulder: _____ mL

Lavage

Laparoscopy

MTBAP Stranding Release/Necropsy Form

Validated By: _____

NOAA Fisheries
Pacific Islands Fisheries Science Center
Marine Turtle Biology and Assessment Program
1845 Wasp Blvd. Bld. 176
Honolulu, Hawaii 96818
(808) 725-5730



Date Form Filled Out (MM/DD/YY) 8/8/22
Turtle # of the Day 1
Necropsy/Release Date (MM/DD/YY) 8/11/22

Event ID # 220720
Data Recorded By ATS/BLC
Necropsy By _____

Stranding Information

Turtle ID 20211212HASTI Date MM/DD/YY 12/12/21 Response Agency UH Hilo MOP Species Ei Lo Dc Cc U
Region MHI Island/Atoll HA Area Hilo Site Reeds Bay Sex F M U
(circle one) Mature Immature
Init Status A D
GPS #: _____ Waypoint #: _____ Lat (decimal degrees) 19.43336 Lon (decimal degrees) -155.03468 Survival Status A D

Stranding Comments

Found dead. No fishing gear,
no tags.
UH case # H-380

Release Comments

Date (MM/DD/YY)	Location	Mototool #

Measurements (cm)

SCL 38.5 SCW 32.0
CCL 40.1 CCW 36.4
Plastron 31.7 Total Tail 6.2
Tail (Plastron to Cloaca) 3.4 Mass (kg) 85.4

Visual Examination

Emaciation Code 0 1 2 3 U NC Tumors Y N U Tumor Score 1 2 3 U
Fishing Line Y N U Fishing Line Severity 1 2 3 U Missing Body Part Y N
Fishing Hook Y N U Shark Attack Y N U
Fishing Net Y N U Boat Impact Y N U
Human Take Y N U Photos Y N Video Y N
Seen by MTBA Y N Examined by Veterinarian Y N
Primary Threat (circle one): Confirmed
Hook - Fishing Fibropapillomatosis
Line - Fishing Boat Impact Internal Pathology Pending Case Report
Net - Fishing Shark Attack Unknown
Trap - Fishing Human Take Other: _____

Necropsy Comments

Euthanized Y N
Euthanasia Date: _____
Case Report # _____

Internal Examination

Decomposition 0 - Fresh 1 - Mild
2 - Moderate 3 - Advanced
Body Condition 0 - Excellent 1 - Good
2 - Fair 3 - Poor

Foreign Matter in Gut Y N U
Plastic Ingestion - Fishing
Plastic Ingestion - Non-Fishing
Non-plastic fishing gear
Non-plastic / Non-fishing gear
Other _____

Samples

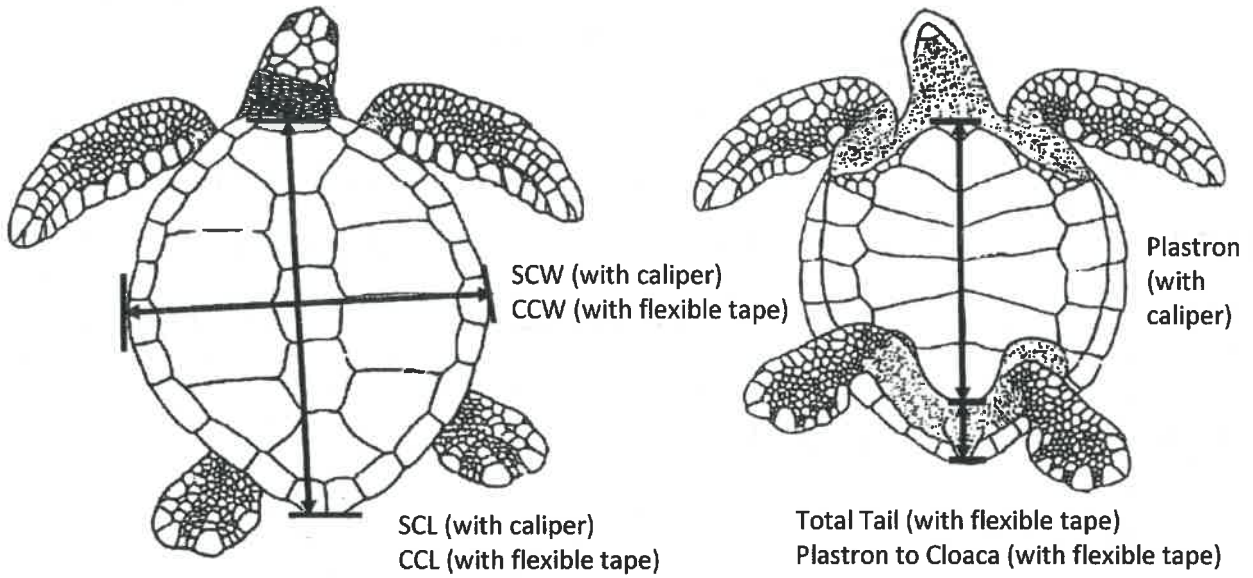
None
 Blood NIST USGS Other:
 Skin - SIA (Vial) NIST USGS Other:
 Skin - SIA (Whirlpack) NIST USGS Other:
 Skin - DNA (Vial) NIST USGS Other:
 Tumors NIST USGS Other:
 Other: _____ NIST USGS Other:
 Humerus - Left NIST USGS Other:
 Humerus - Right NIST USGS Other:
 GIT Contents NIST USGS Other: Karla - UHH
 Scute NIST USGS Other:
 Histo NIST USGS Other:

Freezerworks: Initials _____ ID# _____
Date _____

Tumors

	1	2	3	4	Comments
Left Eye					
Right Eye					
Neck					
Glottis/Tongue					
Jaw Hinge					
Mouth - Other					
LF					
RF					
LH					
RH					
Tail/Cloaca					
Seam/Scute					
Internal					
Total					

Draw any abnormalities below:



Comments:

Gonads showed immature female

Additional Procedures Performed (circle all that apply):

Ultrasound

Tetracycline Injection Left Shoulder: _____ mL Right Shoulder: _____ mL

Lavage

Laparoscopy

MTBAP Stranding Release/Necropsy Form

Validated By: _____

NOAA Fisheries
Pacific Islands Fisheries Science Center
Marine Turtle Biology and Assessment Program
1845 Wasp Blvd. Bld. 176
Honolulu, Hawaii 96818
(808) 725-5730

Date Form Filled Out (MM/DD/YY) 8/18/22
Turtle # of the Day 1
Necropsy/Release Date (MM/DD/YY) 8/11/22

Event ID # 221108
Data Recorded By BLC
Necropsy By _____



Stranding Information

Turtle ID 20220208 HASTI Date MM/DD/YY 2/18/22 Response Agency UH Hilo MOP Species Cm Ei Lo Dc Cc U
Region MHI Island/Atoll HA Area Hilo Site Richardsons Ocean Park Sex F M U
(circle one) Mature Immature A D
GPS #: _____ Waypoint #: _____ Lat (decimal degrees) 19.7372 Lon (decimal degrees) -155.01282 Survival Status A D

Stranding Comments

Found alive covered in FP w/
labored breathing.
UH case # H-383

Release Comments

Date (MM/DD/YY)	Location	Mototool #

Measurements (cm)

SCL 64.4 SCW 50.5
CCL 69.0 CCW 60.0
Plastron 52.3 Total Tail 13.0
Tail (Plastron to Cloaca) 7.3 Mass (kg) 32.6

Visual Examination

Emaciation Code 0 1 2 3 U NC Tumors Y N U Tumor Score 1 2 3 U
Fishing Line Y N U Fishing Line Severity 1 2 3 U Missing Body Part Y N U
Fishing Hook Y N U Shark Attack Y N U
Fishing Net Y N U Boat Impact Y N U
Human Take Y N U Photos Y N Video Y N U
Seen by MTBAP Y N Examined by Veterinarian Y N U

Primary Threat (circle one): _____ Confirmed

Hook - Fishing Fibropapillomatosis
Line - Fishing Boat Impact
Net - Fishing Shark Attack
Trap - Fishing Human Take
Internal Pathology Pending Case Report
Unknown
Other: _____

Necropsy Comments

Euthanized Y N
Euthanasia Date: _____
Case Report # _____

Internal Examination

Decomposition 0 - Fresh 1 - Mild
 2 - Moderate 3 - Advanced

Body Condition 0 - Excellent 1 - Good
 2 - Fair 3 - Poor

Foreign Matter in Gut Y N U

Plastic Ingestion - Fishing
Plastic Ingestion - Non-Fishing
Non-plastic fishing gear
Non-plastic / Non-fishing gear
Other _____

Samples

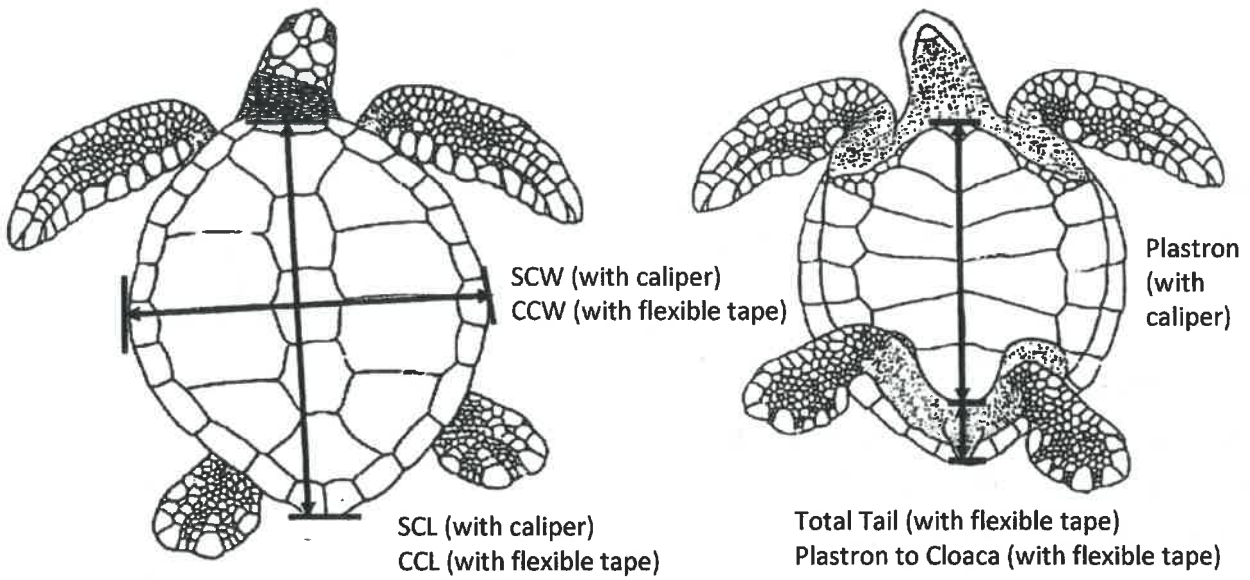
None
 Blood NIST USGS Other:
 Skin - SIA (Vial) NIST USGS Other:
 Skin - SIA (Whirlpack) NIST USGS Other:
 Skin - DNA (Vial) NIST USGS Other:
 Tumors NIST USGS Other:
 Other: _____ NIST USGS Other:
 Humerus - Left NIST USGS Other:
 Humerus - Right NIST USGS Other:
 GIT Contents NIST USGS Other: Karla UH Hilo
 Scute NIST USGS Other:
 Histo NIST USGS Other:

Tumors

	1	2	3	4	Comments
Left Eye					
Right Eye					
Neck					
Glottis/Tongue					
Jaw Hinge					
Mouth - Other					
LF					
RF					
LH					
RH					
Tail/Cloaca					
Seam/Scute					
Internal					
Total					

Freezerworks: Initials _____ ID# _____
Date _____

Draw any abnormalities below:



Comments:

Gassy large intestine - possibly from decomp.
Gas in the stomach

Additional Procedures Performed (circle all that apply):

Ultrasound

Tetracycline Injection Left Shoulder: _____ mL

Right Shoulder: _____ mL

Lavage

Laparoscopy

MTBAP Stranding Release/Necropsy Form

Validated By: _____

NOAA Fisheries
Pacific Islands Fisheries Science Center
Marine Turtle Biology and Assessment Program
1845 Wasp Blvd. Bld. 176
Honolulu, Hawaii 96818
(808) 725-5730

Date Form Filled Out (MM/DD/YY) 8/8/22
Turtle # of the Day 1
Necropsy/Release Date (MM/DD/YY) 8/11/22

Event ID # 220717
Data Recorded By ATS/BLC
Necropsy By _____



Stranding Information

Turtle ID 20220302HAST1 Date 3/2/22 Response Agency UH Hilo MOP Species Cm Ei Lo Dc Cc U
Region MHI Island/Atoll HA Area Hilo Site Moko Ola Sex F M U
(circle one) Mature Immature
Init Status A D
GPS #: _____ Waypoint #: _____ Lat (decimal degrees) 19.7296 Lon (decimal degrees) -155.0685 Survival Status A D

Stranding Comments

Found dead w/ missing LFF.
Emaciated, no fishing gear.
UH case # H-386 (mislabeled?)

Release Comments

Date (MM/DD/YY)	Location	Mototool #

Measurements (cm)

SCL 42.6 SCW 34.6
CCL 45.0 CCW 42.0
Plastron 35.6 Total Tail 6.5
Tail (Plastron to Cloaca) 3.5 Mass (kg) 9.7

Visual Examination

Emaciation Code 0 1 2 3 U NC Tumors Y N U Tumor Score 1 2 3 U
Fishing Line Y N U Fishing Line Severity 1 2 3 U Missing Body Part Y N
Fishing Hook Y N U Shark Attack Y N U LFF
Fishing Net Y N U Boat Impact Y N U
Human Take Y N U Photos Y N Video Y N
Seen by MTBAP Y N Examined by Veterinarian Y N
Primary Threat (circle one): Confirmed
Hook - Fishing Fibropapillomatosis
Line - Fishing Boat Impact
Net - Fishing Shark Attack
Trap - Fishing Human Take
Internal Pathology Pending Case Report
Unknown
Other: _____

Necropsy Comments

Euthanized Y N
Euthanasia Date: _____
Case Report # _____

Internal Examination

Decomposition 0 - Fresh 1 - Mild
2 - Moderate 3 - Advanced
Body Condition 0 - Excellent 1 - Good
2 - Fair 3 - Poor
Foreign Matter in Gut Y N U
Plastic Ingestion - Fishing
Plastic Ingestion - Non-Fishing
Non-plastic fishing gear
Non-plastic / Non-fishing gear
Other

Samples

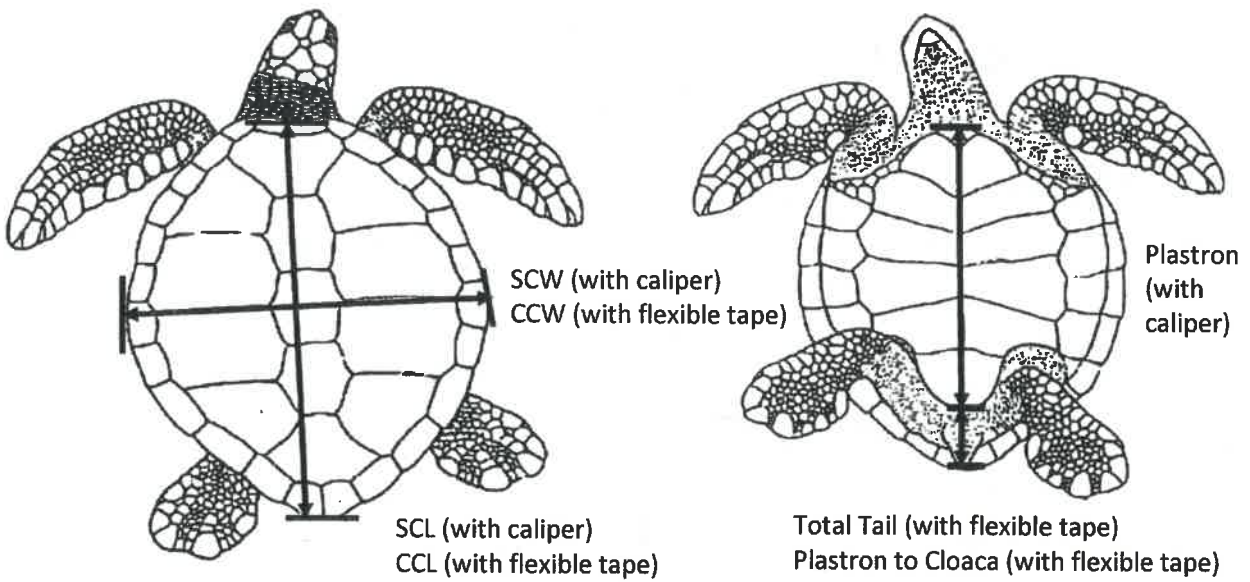
None
 Blood NIST USGS Other:
 Skin - SIA (Vial) NIST USGS Other:
 Skin - SIA (Whirlpack) NIST USGS Other:
 Skin - DNA (Vial) NIST USGS Other:
 Tumors NIST USGS Other:
 Other: _____ NIST USGS Other:
 Humerus - Left NIST USGS Other:
 Humerus - Right NIST USGS Other:
 GIT Contents NIST USGS Other:
 Scute NIST USGS Other:
 Histo NIST USGS Other:

Freezerworks: Initials _____ ID# _____
Date _____

Tumors

	1	2	3	4	Comments
Left Eye					
Right Eye					
Neck					
Glottis/Tongue					
Jaw Hinge					
Mouth - Other					
LF					
RF					
LH					
RH					
Tail/Cloaca					
Seam/Scute					
Internal					
Total					

Draw any abnormalities below:



Comments:

Small, immature female missing LFF
poor body condition / little fat

Additional Procedures Performed (circle all that apply):

Ultrasound

Tetracycline Injection Left Shoulder: _____ mL Right Shoulder: _____ mL

Lavage

Laparoscopy

MTBAP Stranding Release/Necropsy Form

Validated By: _____

NOAA Fisheries
Pacific Islands Fisheries Science Center
Marine Turtle Biology and Assessment Program
1845 Wasp Blvd. Bld. 176
Honolulu, Hawaii 96818
(808) 725-5730

Date Form Filled Out (MM/DD/YY) 8/8/22

8/8/22

Event ID #

220701

Turtle # of the Day

1

Data Recorded By

ATS/BLC

Necropsy/Release Date (MM/DD/YY)

8/11/22

Necropsy By

SLM/BLC



Stranding Information

Turtle ID 20220308HAST1 Date 3/8/22 Response Agency UH Hilo MOP Species Cm Ei Lo Dc Cc U

Region MHI Island/Atoll HA Area Hilo Site Moku Ola Sex F M U
(circle one) Mature Immature

GPS #: _____ Waypoint #: _____ Lat (decimal degrees) 19.43467 Lon (decimal degrees) -155.04068 Init Status A D
Survival Status A D

Stranding Comments

Found alive w/ spear impaling carapace.
UH case # H-387

Release Comments

Date (MM/DD/YY)	Location	Mototool #

Measurements (cm)

SCL 45.9 SCW 36.4
CCL 49.5 CCW 44.6
Plastron 37.4 Total Tail 8.4
Tail (Plastron to Cloaca) 6.0 Mass (kg) 12.7

Visual Examination

Emaciation Code 0 1 2 3 U NC Tumors Y N U Tumor Score 1 2 3 U
Fishing Line Y N U Fishing Line Severity 1 2 3 U Missing Body Part Y N
Fishing Hook Y N U Shark Attack Y N U
Fishing Net Y N U Boat Impact Y N U
Human Take Y N U Photos Y N Video Y N
Seen by MTBAP Y N Examined by Veterinarian Y N

Primary Threat (circle one):

Confirmed

- Hook - Fishing
- Line - Fishing
- Net - Fishing
- Trap - Fishing
- Fibropapillomatosis
- Boat Impact
- Shark Attack
- Human Take
- Internal Pathology Pending Case Report
- Unknown
- Other: _____

Necropsy Comments

Euthanized Y N
Euthanasia Date: _____
Case Report # _____

Internal Examination

Decomposition: 0 - Fresh 1 - Mild 2 - Moderate 3 - Advanced
Body Condition: 0 - Excellent 1 - Good 2 - Fair 3 - Poor
Foreign Matter in Gut Y N U
Plastic Ingestion - Fishing
Plastic Ingestion - Non-Fishing
Non-plastic fishing gear
Non-plastic / Non-fishing gear
Other

Samples

None
 Blood NIST USGS Other:
 Skin - SIA (Vial) NIST USGS Other:
 Skin - SIA (Whirlpack) NIST USGS Other:
 Skin - DNA (Vial) NIST USGS Other:
 Tumors NIST USGS Other:
 Other: _____ NIST USGS Other:
 Humerus - Left NIST USGS Other:
 Humerus - Right NIST USGS Other:
 GIT Contents NIST USGS Other: Karla UH Hilo
 Scute NIST USGS Other:
 Histo NIST USGS Other:

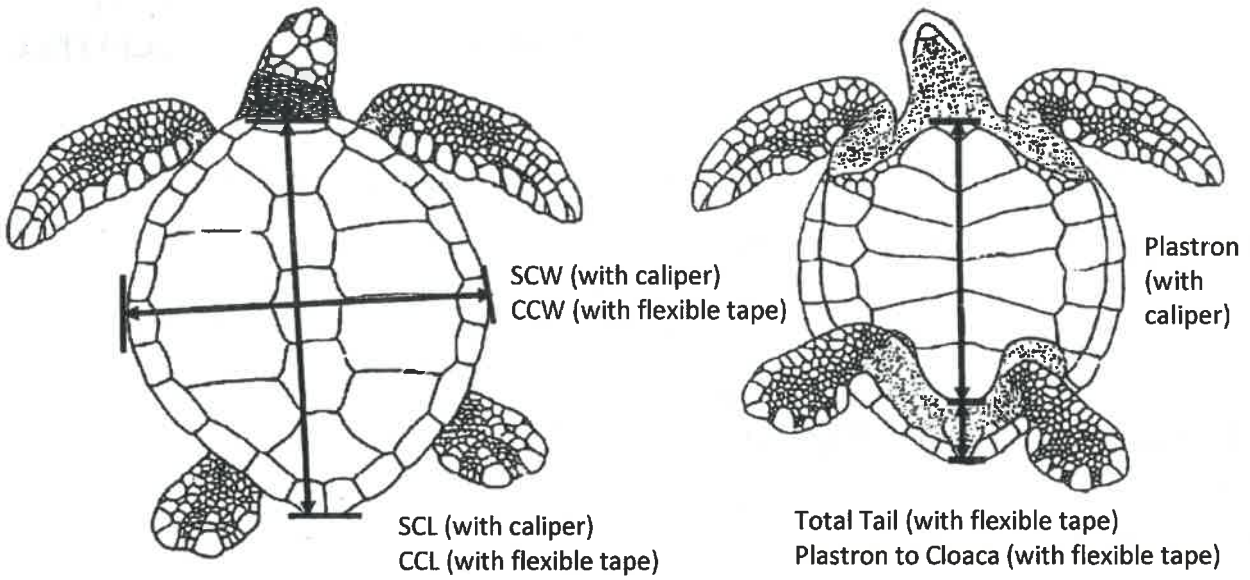
Tumors

	1	2	3	4	Comments
Left Eye					
Right Eye					
Neck					
Glottis/Tongue					
Jaw Hinge					
Mouth - Other					
LF					
RF					
LH					
RH					
Tail/Cloaca					
Seam/Scute					
Internal					
Total					

Freezerworks: Initials _____ Date _____

ID# _____

Draw any abnormalities below:



Comments:

healthy green fat
spear through plastron
full esophagus
full crop

Additional Procedures Performed (circle all that apply):

Ultrasound Tetracycline Injection Left Shoulder: _____ mL Right Shoulder: _____ mL
Lavage Laparoscopy

MTBAP Stranding Release/Necropsy Form

Validated By: _____

NOAA Fisheries
Pacific Islands Fisheries Science Center
Marine Turtle Biology and Assessment Program
1845 Wasp Blvd. Bld. 176
Honolulu, Hawaii 96818
(808) 725-5730

Date Form Filled Out (MM/DD/YY) 8/8/22
Turtle # of the Day 1
Necropsy/Release Date (MM/DD/YY) 8/11/22

Event ID # 221110
Data Recorded By BLC
Necropsy By _____



Stranding Information

Turtle ID 20220620HAST1 Date 6/28/22 Response DOCARE + Species Cm El Lo Dc Cc U
Agency UH Hilo MOP
Region MHI Island/Atoll HA Area Hilo Site Lalakea Shoreline Access Sex F M U
Init Status A (circle one) Mature Immature
GPS #: _____ Waypoint #: _____ Lat (decimal degrees) 19.4359 Lon (decimal degrees) -155.01276 Survival Status A (circle one)

Stranding Comments

Found dead. Responded by UH Hilo MOP and DOCARE Officer Lee, Officer Ivan, Officer Tamura. No fishing gear, no tags. No UH Hilo case #.

Release Comments

Date (MM/DD/YY)	Location	Mototool #
	Tag Numbers	Tag Type Tag Position

Measurements (cm)

SCL SCW
CCL CCW
Plastron Total Tail
Tail Mass (kg)

Visual Examination

Emaciation Code 0 1 2 3 U NC Tumors Y N U Tumor Score 1 2 3 U
Fishing Line Y N U Fishing Line Severity 1 2 3 U Missing Body Part Y N
Fishing Hook Y N U Shark Attack Y N U
Fishing Net Y N U Boat Impact Y N U
Human Take Y N U Photos Y N Video Y N
Seen by MTBAP Y N Examined by Veterinarian Y N
Primary Threat (circle one): Confirmed
Hook - Fishing Fibropapillomatosis
Line - Fishing Boat Impact Internal Pathology Pending Case Report
Net - Fishing Shark Attack Unknown
Trap - Fishing Human Take Other: _____

Necropsy Comments

Euthanized Y N
Euthanasia Date: _____
Case Report # _____
Internal Examination
Decomposition 0 - Fresh 1 - Mild 2 - Moderate 3 - Advanced
Body Condition 0 - Excellent 1 - Good 2 - Fair 3 - Poor
Foreign Matter in Gut Y N U
Plastic Ingestion - Fishing
Plastic Ingestion - Non-Fishing
Non-plastic fishing gear
Non-plastic / Non-fishing gear
Other _____

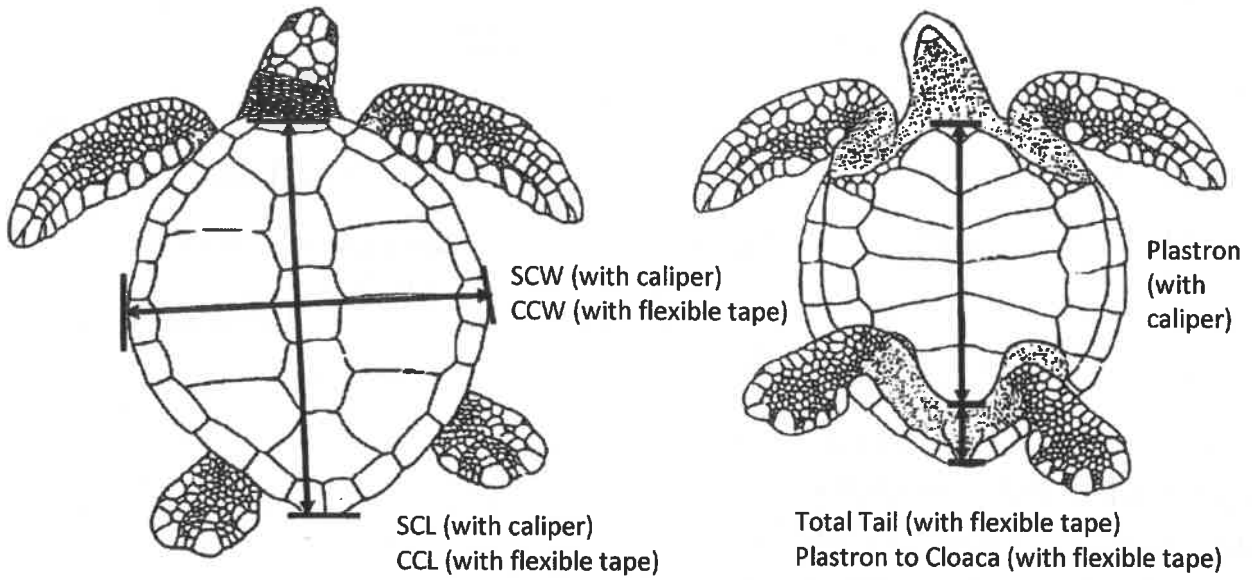
Samples

None
 Blood NIST USGS Other:
 Skin - SIA (Vial) NIST USGS Other:
 Skin - SIA (Whirlpack) NIST USGS Other:
 Skin - DNA (Vial) NIST USGS Other:
 Tumors NIST USGS Other:
 Other: _____ NIST USGS Other:
 Humerus - Left NIST USGS Other:
 Humerus - Right NIST USGS Other:
 GIT Contents NIST USGS Other: Karla UH
 Scute NIST USGS Other:
 Histo NIST USGS Other:
Freezerworks: Initials _____ ID# _____
Date _____

Tumors

	1	2	3	4	Comments
Left Eye					
Right Eye					
Neck					
Glottis/Tongue					
Jaw Hinge					
Mouth - Other					
LF					
RF					
LH					
RH					
Tail/Cloaca					
Seam/Scute					
Internal					
Total					

Draw any abnormalities below:



Comments:

Additional Procedures Performed *(circle all that apply)*:

Ultrasound

Tetracycline Injection Left Shoulder: _____ mL Right Shoulder: _____ mL

Lavage

Laparoscopy

NOAA Fisheries
Pacific Islands Fisheries Science Center
Marine Turtle Biology and Assessment Program
1845 Wasp Blvd. Bld. 176
Honolulu, Hawaii 96818
(808) 725-5730

MTBAP Stranding Release/Necropsy Form

Validated By: _____



Date Form Filled Out (MM/DD/YY) 8/8/22
Turtle # of the Day 1
Necropsy/Release Date (MM/DD/YY) 8/11/22

Event ID # 221109
Data Recorded By BLC
Necropsy By _____

Stranding Information

Turtle ID 20220627 HAST1 Date 6/27/22 Response Agency UH Hilo MOP Species Cm Ei Lo Dc Cc U
Region MHI Island/Atoll HA Area Hilo Site Nailoa River State Park Sex F M U
(circle one) Mature Immature
Init Status A D
GPS #: — Waypoint #: — Lat (decimal degrees) 19.42544 Lon (decimal degrees) -155.04321 Survival Status A D

Stranding Comments

Found alive w/ fishing gear line wrapped around neck and flipper.
UH case # H-400

Release Comments

Date (MM/DD/YY)	Location	Mototool #
	Tag Numbers	Tag Type Tag Position

Measurements (cm)

SCL 66.2 SCW 55.0
CCL 70.1 CCW 66.2
Plastron 54.2 Total Tail 11.5
Tail (Plastron to Cloaca) 7.0 Mass (kg) 29.9

Visual Examination

Emaciation Code 0 1 2 3 U NC Tumors Y N U Tumor Score 1 2 3 U
Fishing Line Y N U Fishing Line Severity 1 2 3 U Missing Body Part Y N
Fishing Hook Y N U Shark Attack Y N U
Fishing Net Y N U Boat Impact Y N U
Human Take Y N U Photos Y N Video Y N
Seen by MTBAP Y N Examined by Veterinarian Y N

Primary Threat (circle one): Confirmed

Hook - Fishing Fibropapillomatosis
Line - Fishing Boat Impact Internal Pathology Pending Case Report
Net - Fishing Shark Attack Unknown
Trap - Fishing Human Take Other: _____

Necropsy Comments

Euthanized Y N
Euthanasia Date: _____
Case Report # _____

Internal Examination

Decomposition 0 - Fresh 1 - Mild
2 - Moderate 3 - Advanced

Body Condition 0 - Excellent 1 - Good
2 - Fair 3 - Poor

Foreign Matter in Gut Y N U

Plastic Ingestion - Fishing line
Plastic Ingestion - Non-Fishing
Non-plastic fishing gear
Non-plastic / Non-fishing gear
Other _____

Samples

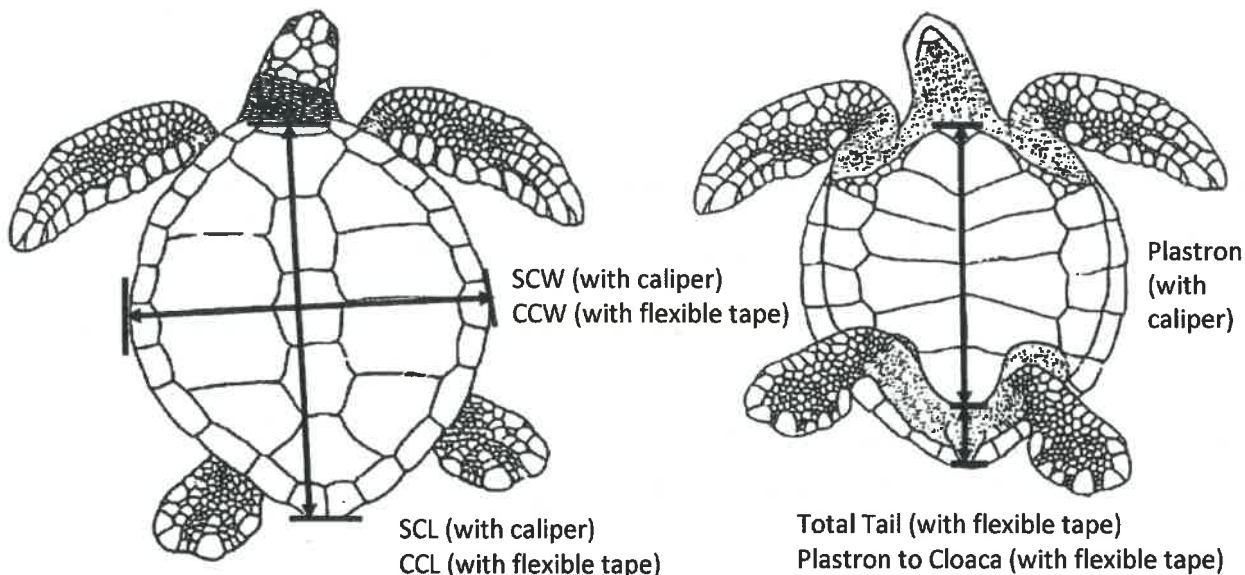
None
 Blood NIST USGS Other:
 Skin - SIA (Vial) NIST USGS Other:
 Skin - SIA (Whirlpack) NIST USGS Other:
 Skin - DNA (Vial) NIST USGS Other:
 Tumors NIST USGS Other:
 Other: _____ NIST USGS Other:
 Humerus - Left NIST USGS Other:
 Humerus - Right NIST USGS Other:
 GIT Contents NIST USGS Other: Korea, UH Hilo
 Scute NIST USGS Other:
 Histo NIST USGS Other:

Freezerworks: Initials _____ ID# _____
Date _____

Tumors

	1	2	3	4	Comments
Left Eye					
Right Eye					
Neck					
Glottis/Tongue					
Jaw Hinge					
Mouth - Other					
LF					
RF					
LH					
RH					
Tail/Cloaca					
Seam/Scute					
Internal					
Total					

Draw any abnormalities below:



Comments:

Deepmipped

*Fishing line in esophagus all the way through
intestines, compacted food
Monofilament, thick line.*

Additional Procedures Performed (circle all that apply):

Ultrasound

Tetracycline Injection Left Shoulder: _____ mL Right Shoulder: _____ mL

Lavage

Laparoscopy
